

FOURTEENTH REPORT  
STANDING COMMITTEE ON ENERGY  
(2015-2016)

(SIXTEENTH LOK SABHA)

MINISTRY OF POWER

EVALUATION OF ROLE, PERFORMANCE AND  
FUNCTIONING OF THE POWER EXCHANGES

*Presented to Lok Sabha on 27.04.2016*

*Laid in Rajya Sabha on 27.04.2016*



LOK SABHA SECRETARIAT  
NEW DELHI

*April, 2016/Chaitra, 1938 (Saka)*

C.O.E. No. 269

*Price : ₹ 406.00*

© 2016 BY LOK SABHA SECRETARIAT

Published under Rule 382 of the Rules of Procedure and Conduct of Business in Lok Sabha (Fifteenth Edition) and printed by Jainco Art India, New Delhi-110 005.

## CONTENTS

	PAGE
COMPOSITION OF THE COMMITTEE (2015-2016) .....	(iii)
INTRODUCTION .....	(v)
<b>REPORT</b>	
<b>PART I</b>	
<b>NARRATION ANALYSIS</b>	
I. Introductory .....	1
II. Role of the Power Exchanges .....	3
III. Performance and Functioning of the Power Exchanges ...	7
IV. Cross Border Trade of Electricity .....	24
V. Renewable Energy Certificates (RECs) .....	26
VI. Role of Regulators in Efficient Functioning of the Power Exchanges .....	34
VII. Challenges to Future Growth of the Power Market .....	38
<b>PART II</b>	
Observations/Recommendations of the Committee .....	40
<b>ANNEXURES</b>	
I. Determination of General Tariff by CERC .....	58
II. Price of Short-Term Transactions of Electricity (Rs./kwh) for December 2015, (day-wise).....	62
III. List of Buyers with IEX (2014-15, 2013-14 and 2012-13) ...	64
IV. List of Buyers with PXIL (2014-15, 2013-14 and 2012-13)..	266
V. List of Sellers with IEX (2014-15, 2013-14 and 2012-13) ...	281
VI. List of Sellers with PXIL (2014-15, 2013-14 and 2012-13) ....	306
VII. Minutes of the sitting of the Committee held on 4th January, 2016 .....	310
VIII. Minutes of the sitting of the Committee held on 18th February, 2016.....	314
IX. Minutes of the sitting of the Committee held on 11th April, 2016 .....	317
	(i)



COMPOSITION OF THE STANDING COMMITTEE  
ON ENERGY (2015-16)

Dr. Kirit Somaiya – *Chairperson*

MEMBERS

*Lok Sabha*

2. Shri Om Birla
3. Shri M. Chandrakasi
4. Shri Ashwini Kumar Choubey
5. Shri Harish Chandra *alias* Harish Dwivedi
6. Shri Deepender Singh Hooda
7. Shri Saumitra Khan
8. Shri Bhagat Singh Koshyari
9. Kunwar Sarvesh Kumar
10. Dr. Arun Kumar
11. Shri R.P. Marutharajaa
12. Dr. Pritam Gopinath Munde
13. Shri Jagdambika Pal
14. Shri Ravindra Kumar Pandey
15. Shrimati Krishna Raj
16. Shri M.B. Rajesh
17. Shri Vinayak Bhaurao Raut
18. Shri Gutha Sukender Reddy
19. Shri Purno Agitok Sangma\*
20. Shri Malyadri Sriram
21. Shri Bhanu Pratap Singh Verma

*Rajya Sabha*

22. Shri V.P. Singh Badnore
23. Shri Oscar Fernandes
24. Shri Ram Jethmalani
25. Shri Pyarimohan Mohapatra

\*Ceased to be a member of the Committee consequent upon his demise on 04.03.2016.

26. Shri S. Muthukaruppan
27. Dr. K.P. Ramalingam
28. Shri Ananda Bhaskar Rapolu
29. Dr. Anil Kumar Sahani
30. Shri Javed Ali Khan
31. Shrimati Viplove Thakur

SECRETARIAT

1. Shri K. Vijaykrishnan — *Additional Secretary*
2. Shri N.K. Pandey — *Director*
3. Ms. Deepika — *Executive Assistant*

## INTRODUCTION

1, the Chairperson, Standing Committee on Energy, having been authorized by the Committee to present the Report on their behalf, present this Fourteenth Report on 'Evaluation of Role, Performance and Functioning of the Power Exchanges' relating to the Ministry of Power.

2. The Committee had a briefing on the subject by the representatives of the Ministry of Power and the Central Electricity Regulatory Commission (CERC) on 4th January, 2016. The Committee, with a view to examining the subject in detail, had further briefing by the representatives of the Ministry of Power and the CERC on 18th February, 2016. The Committee also got valuable inputs from the representatives of the Power Exchange India Limited (PXIL), during the study visit in the month of February, 2016. The Committee wish to express their thanks to the representatives of the Ministry of Power, Government of India, and the CERC for appearing before the Committee and furnishing the desired information in connection with the issues relating to the subject.

3. The Report was considered and adopted by the Committee at their sitting held on 11 April, 2016.

4. The Committee place on record their appreciation of the valuable assistance rendered to them by the officials of the Lok Sabha Secretariat attached to the Committee.

5. For facility of reference and convenience, the observations and recommendations of the Committee have been printed in bold letters in Part-II of the Report.

NEW DELHI;  
18 April, 2016  
29 Chaitra, 1938 (Saka)

DR. KIRIT SOMAIYA,  
*Chairperson,*  
*Standing Committee on Energy.*





## **REPORT**

### **PART I**

#### **NARRATION ANALYSIS**

##### **I. INTRODUCTORY**

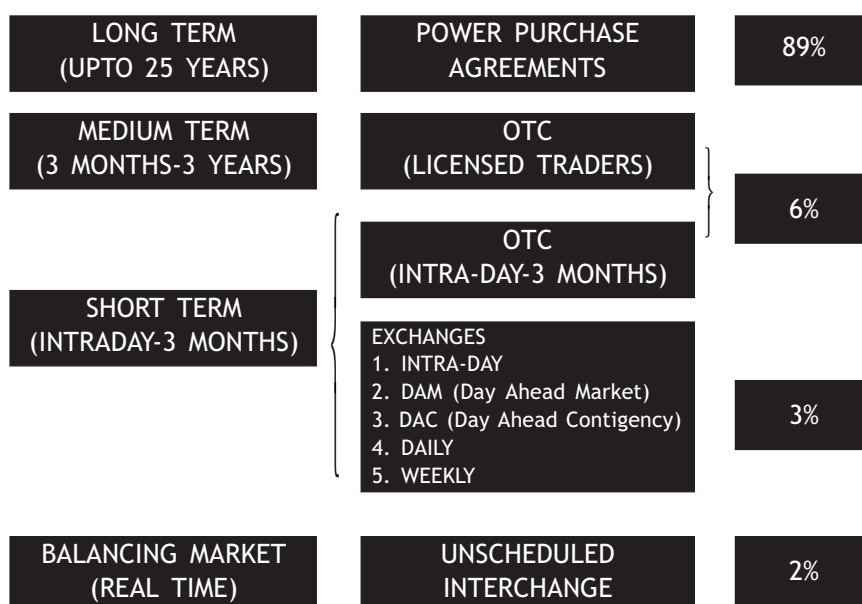
Energy is crucial to any country, especially a rapidly developing one such as India, where some regions have energy deficit while others have an energy surplus. In economic terms, electricity is a commodity capable of being bought, sold, and traded. So, the need was felt to come up with some platform where Energy deficit States may improve their power availability in the short term by buying electricity from surplus States during the year. The sporadic demand-supply mismatch at the geographical level also calls for a market place where surpluses can be disposed off efficiently on a real time basis to optimize resource allocation. Accordingly, a transformation was brought in by the Electricity Act of 2003, which entrusts the responsibility of development of Power Market on the Appropriate Commission. The Act aims at promoting inter-State and intra-State power trading within India and envisages development of a competitive power market for promoting efficiency, economy and for mobilization of new investments in the power sector. Thereafter, Power Exchanges in India, conceptualized in 2005, have impacted the way in which the markets have typically been treating electricity.

1.2 Power exchanges are online platforms that help generators and consumers come together and discover prices based on the demand-and-supply mechanism and meet the diverse needs of their consumers nationwide. While retail consumers are largely served by State electricity distribution companies, large consumers with requirement of 1 megawatt and above can approach the Power Exchanges for buying electricity. The prices at exchanges are market-determined. With the market moving from a regulated one to a market-driven regime, more buyers and sellers are opting to trade electricity through the Exchanges. India currently has two Exchanges: Indian Energy Exchange (IEX), Delhi and Power Exchange India Ltd (PXIL), Mumbai, which commenced operations from 27.06.2008 and 22.10.2008, respectively, after approval of the Central Electricity Regulatory Commission (CERC). These Power Exchanges are required to function as per Rules, Bye-Laws and Business Rules approved by the CERC.

1.3 India has adopted a unique multi-exchange model since 2008. The Indian Energy Exchange (IEX), promoted by Financial Technologies (India) Limited and PTC India Financial Services Limited, owns about 96% market share while Power Exchange India Ltd. (PXIL), promoted by the National Stock Exchange (NSE) and National Commodities & Derivatives Exchange (NCDEX), owns rest of the market share. The two exchanges trade about 3% of the total Power generation in the country.

1.4 The Power Market has been predominantly dominated by the long term Power Purchase Agreements (PPAs). Generally, the Base load is met through long term PPAs of upto 25 years. However, the long term contracts create problems of peak demand – either the buyer is stuck with excess capacity or there is a short fall; as of today, the storage capacity is also limited. So, to address these broad shortcomings of the Power Market, there is a need to emphasize upon short term, medium term and Day Ahead market. Before induction of Exchanges, short term contracts were mainly driven by either direct contract between parties or through power traders. The Exchanges have re-structured the unorganized short term market, especially Day Ahead Contracts. The new market structure which has evolved over the last few years, provides the distribution utilities with the avenue to optimize their power purchase portfolios and reduce their overall power purchase cost.

Below is a diagram showing the share of different types of Power Purchasing Instruments in the Indian Power Market:



## II. ROLE OF THE POWER EXCHANGES

2.1 The Committee were informed that the Power Exchanges were set up to mitigate the volatility in power supply and to facilitate the flow of power from the surplus region to the deficit ones by bringing about equilibrium in pricing as well as demand/supply through their platforms, ensuring low transaction cost and efficiency gains. The CERC had notified the Central Electricity Regulatory Commission (Power Market) Regulations, 2010, which deal with the creation of a comprehensive market structure and enabling the transaction, execution and contracting of all types of possible products in the electricity markets. The Power Market Regulations state the objectives of the Power Exchanges as below:

- (i) Ensure fair, neutral, efficient and robust price discovery;
  - Double Side Closed Bid Auction Mechanism.
  - Both Buyers and Sellers compete anonymously.
- (ii) Provide extensive and quick price dissemination;
  - Price is disseminated to the participants and published on Power Exchange's Websites.
  - Aggregate Demand & Aggregate Supply Curves displayed on Power Exchange's Websites.
- (iii) Design standardized contracts and work towards increasing liquidity in such contracts.
  - Standardized contracts provide certainty of terms and conditions.
  - Pooling of Volumes aids liquidity.

2.2 When asked by the Committee as to how far the Indian Energy Exchange (IEX) and Power Exchange India Ltd. (PXIL) have been able to fulfil the above mentioned objectives, the Ministry gave the following reply:

“Out of the total electricity procured in India in 2014-15, 91% of the generation was procured mainly by distribution companies through long term contracts and short term intra-State transactions. The residual procurement is met through short term transactions, particularly through the power exchanges. Any gaps in the demand supply are met through trading in the Day Ahead Market (DAM) in the power exchange. Price discovery on the power exchanges is

done on the basis of the demand and supply bids submitted by the participants. In Day Ahead Market, the prices are discovered for every 15 minutes for next day delivery. In case of congestion, market splitting mechanism is adopted.”

2.3 In response to the query of the Committee whether the Power Exchanges have helped in improving market efficiencies, the Ministry stated that:

“For Price discovery, the buy and sell volumes are pooled and prices are discovered on the principle of demand and supply. The purchase bid and the sell bid are matched every 15 minutes to arrive at a Market Clearing Volume (MCV) and a Market Clearing Price (MCP). Prices of electricity traded in the power exchanges have decreased over the years. Price discovered in the day ahead market are now considered benchmark power prices and are closely watched by all power sector stakeholders. Different prices in different regions provide information about demand and supply in different areas, generation capacity and transmission capacity.”

2.4 The Ministry furnished the following information in regard to the key role played by the Power Exchanges:

**“(a) Fair, Transparent and Neutral Platform:**

Power Exchanges have offered a fair, transparent and neutral platform at the national level which has resulted in efficient price discovery of electricity. The prices have not only brought up the “time of delivery” aspect (peak, day, night hours) but also the “locational” component of electricity.

Moreover, the temporal natures of prices, seasonality of the supply and demand dynamics have also been captured. Lastly, the prices have been able to identify congestion, its severity, its trajectory which has resulted in identification of the need to augment, strengthen, and upgrade the transmission network in the country. It is worthwhile to mention that prior to the Exchanges becoming operational, it was assumed that the network in India will remain congestion free.

**(b) Matching Algorithm**

Matching Engine is based on the principle of social welfare maximization, wherein the consumer surplus and the producer surplus is distributed/allocated in prices, such that competition amongst buyers, amongst sellers and in between

them is ensured. Power Exchanges have adopted a step curve methodology for price discovery which minimizes a participant's ability to influence prices without being affected.

**(c) Scheduling**

Scheduling power through merit order dispatch across surplus and deficit zones.

**(d) Splitting of Market**

Market splitting has been utilized as the methodology to alleviate congestion/adhere to system constraints for delivery of power, and at the same time balancing the deficit and surplus zones, by higher and lower prices respectively.

**(e) Access**

Provide access to smaller consumers located even in remote corners to meet their demands.

**(f) Robust Clearing & Settlement Mechanism**

The settlement cycle (pay in and payouts) coupled with prudent risk management has helped participants to effectively and efficiently manage their cash flows by introducing capital efficiency.

**(g) Round the clock Access**

With introduction of contracts which operate as close as 3 hours to the actual delivery and operationalization of 24X7 intraday contract, Power Exchanges have provided an option for market participants to meet their contingent requirements.

**(h) Renewable Segment**

Successful operation of monthly REC market where prices have been responsive to the supply and demand dynamics. REC, as an instrument, has brought in awareness and expansion in the renewable space.

**(i) Information Dissemination**

Information dissemination of the prices discovered for the next day across zones has resulted in market participants taking judicious and prudent call on prices. Also, the information has played out on the prices discovered in the OTC segment.

**(j) Providing Pan India Electronic Platform**

- Facilitates buyers and sellers to bid anonymously during the bid call session.
- Uniform Price Matching, *i.e.* Price discovery
- Marketplace is available 24x7.

**(k) Market place available 24X7, *i.e.* Extended market sessions**

- In case of same day delivery, the trading window is now opened round the clock for delivery of power on the same day (minimum delivery period – 3 hours after contract execution, subject to corridor availability).
- Extended market for round-the-clock transactions is one of the key developments in the past five years. It is aimed at helping the distribution companies and generators manage and balance their systems better. This would also help large-scale integration of wind and solar capacities as envisaged by the Government. The 24x7 product would help in a great way to manage the contingency requirements of market players under strict demand side management. This product is on a bilateral basis wherein the sellers and buyers will come on the exchange platform and meet their needs.

**(l) Portfolio Optimization by Discoms (On a Day Ahead Basis)**

DISCOM may go through an unscheduled shut down of generation assets, due to disruption or unfavourable weather, etc. During such a situation, DISCOM can manage their power demands by buying power from the power exchanges.

**(m) Facilitating Open Access (OA)**

- More than 3000 Open Access Consumers participated in 2014-15
- As envisaged in the Electricity Act 2003 as well as National Electricity Policy (NEP), open access is a key requirement for facilitating competition in wholesale as well as retail electricity markets. The Act also authorizes respective regulatory commissions to specify various norms and charges, including cross subsidy surcharges, for availing of open access. Generation companies may sell energy to any potential buyer in the country and *vice versa*.

**(n) Ensuring a robust payment security mechanism**

- Power Exchanges provide the desired payment security for sellers.
- 100% Margining before Bidding.”

### III. PERFORMANCE AND FUNCTIONING OF THE POWER EXCHANGES

3.1 The Committee were informed that the Power Exchanges offer the following Contracts:

#### (i) Day Ahead Market:

The Day-Ahead-Market (DAM) is the electricity trading market for delivery on the following day. The prices and quantum of electricity to be transacted is determined through a double-sided closed auction bidding process. Following are the main features of DAM:

- 15 minute time block-wise bidding for next day
- Trading is on all days, irrespective of holidays
- Order entry/revision/cancellation can be done on D-1 (a day before delivery) from 10:00 hrs. to 12:00 hrs. related to Delivery Day (D day)
- Contract Features
- Area Clearance Price (ACP) is used for settlement of the contracts
- Cleared Volume
- Total Contract Value: Cleared Volume multiplied by ACP
- Final settlement adjusted for any *force majeure* deviations
- Delivery Point
- Periphery of Regional Transmission System in which the grid-connected entity is located
- The Market Clearing Price and the Market Clearing Volume are determined on the intersection of the aggregate supply and aggregate demand curves. The contract is being traded since June, 2008. This is the most liquid product constituting more than 95% of the total volume traded on the power exchanges.

#### (ii) Term Ahead Market:

Term-Ahead-Market (TAM) includes products allowing participants to transact for delivery of electricity for duration up to 11 days. It enables participants to purchase electricity for same day through intra-day contracts, for

next day through day-ahead contingency, on daily basis for rolling seven days and on weekly basis to manage their electricity portfolios for different durations in a better way. The contracts are being traded since September 2009.

Contract	Trading
Intra-day Contracts	Trading on delivery day few hours before delivery.
Day-ahead Contingency Contracts	Trading to a day before delivery and after DAM auction.
Daily Contracts	Trading up to 1 Week in advance for any calendar day.
Weekly Contracts	Trading up to 11 days in advance.

The Volume contracted on the Power Exchanges Platforms through Day Ahead and Term Ahead Markets and its percentage to total generation are as below:

Year	Day Ahead Market (BU)	Term Ahead Market (BU)	Total Volume (BU)	Total Volume as percentage of Total Generation
2009-10	7.09	0.10	7.19	0.94%
2010-11	13.54	1.98	15.52	1.92%
2011-12	14.82	0.73	15.55	1.78%
2012-13	23.03	0.52	23.55	2.60%
2013-14	30.03	0.64	30.67	3.19%
2014-15	28.46	0.94	29.40	2.81%
2015-16 Upto Oct.	19.63	0.64	20.27	3.11%

(iii) Renewable Energy Certificates (RECs):

RECs represent green attributes of electricity and are traded between 13:00 Hrs. and 15:00 Hrs. on the last Wednesday of every month. 1 REC is equivalent to 1 MWh. This contract is being traded since March 2011.

There are two types of certificates:

- Solar certificates for generation through solar,
- Non-solar certificates for generation through all renewable sources other than solar.



The CERC has recognized some obligated entities such as: distribution utility, open access consumer and captive power consumer, to mandatorily purchase some percentage of their consumption either from renewable power or the renewable energy certificate. Others can also purchase RECs voluntarily to offset the carbon footprints of their business activities or for CSR activities.

The CERC, in its order dated 30th December, 2014, revised the floor & forbearance price for the control period April, 2012 to March, 2017. The revised prices are as follows:

	Non-solar REC (Rs./MWh)	Solar REC (Rs./MWh)
Floor Price	1,500	3,500
Forbearance Price	3,300	5,800

3.2 When asked by the Committee as to which all agencies are involved in coordinating, dispatching and scheduling of electricity for fulfilling the above mentioned contracts, the Ministry furnished the following details:

“The details of agencies involved in coordinating, dispatching and scheduling of electricity are as under—

- Agencies involved with respect to Day Ahead Market are:
  - National Load Despatch Centre (NLDC)
  - Regional Load Despatch Centres (RLDCs)
  - State Load Dispatch Centres (SLDCs)

The relevant activities of the above agencies are:

Agency Name	Activities Performed
1	2
NLDC	<ul style="list-style-type: none"> <li>• Informing Point of Connection (POC) losses and charges to exchanges</li> <li>• To collate all inter-regional flows from all RLDCs and to work out permissible capacity to respective exchanges based on their requisition</li> <li>• To provide confirmation of application to exchanges</li> </ul>

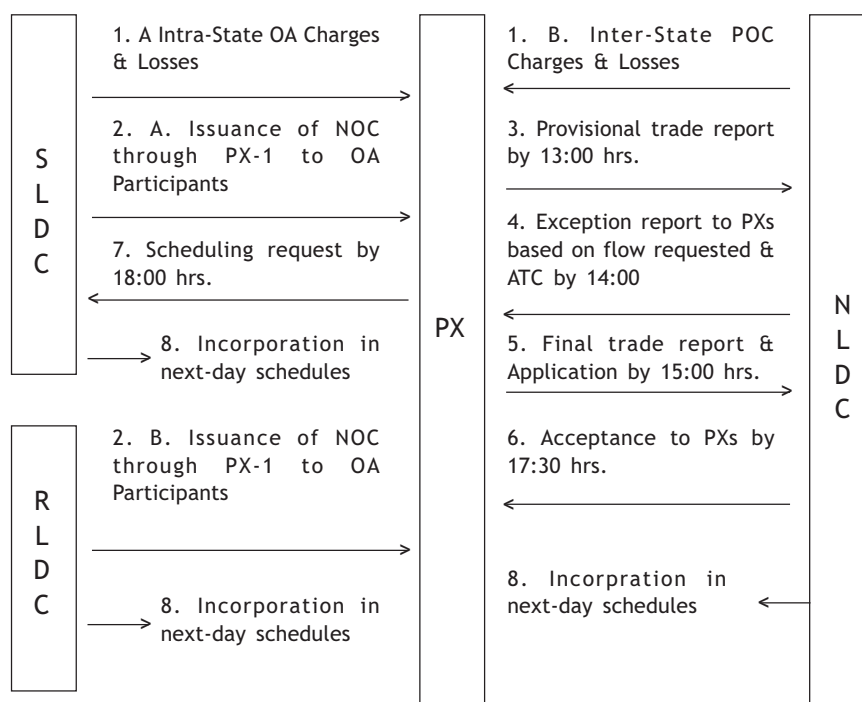
---

RLDCs	<ul style="list-style-type: none"> <li>• To receive schedule from exchange and inform to RLDCs</li> <li>• Collation of funds received towards transmission charges and congestion revenue and its reconciliation thereof</li> <li>• Coordinating with RLDCs for power schedule monitoring and real time monitoring</li> </ul>
SLDCs	<ul style="list-style-type: none"> <li>• Issuance of No Objection Certificates (NOC) for Regional Entities</li> <li>• To specify available inter-regional corridor to NLDC</li> <li>• To take regional entity-wise details from NLDC, inform regional entities and incorporate the same in day ahead schedule</li> <li>• Monitoring inter-State schedule on real time basis and issuing any revisions if required</li> </ul>
SLDCs	<ul style="list-style-type: none"> <li>• Issuance of No Objection Certificates (NOC) to Open Access (OA) participants which includes information on charges and losses to be levied</li> <li>• Scheduling of DAM transactions based on scheduling request sent by the exchanges which includes Open Access entity-wise schedule</li> <li>• Reconciliation of schedule with respective RLDC</li> <li>• Collection of OA charges from exchanges and reconciliation thereof</li> <li>• Reconciliation of schedule and charges with respective OA entities and Discoms</li> <li>• Energy Accounting with respective OA participants and Discoms</li> <li>• Monitoring intra-State schedule on real time basis and issuing any revisions if required.”</li> </ul>

---

3.3 In response to a query about the steps involved in this exercise of coordinating, dispatching and scheduling of electricity, the Ministry furnished information as under:

➤ Steps Involved:



**Price Discovery**

3.4 The price of the electricity so traded at the Exchanges is determined by the Price Discovery Mechanism. Price discovery mechanism is the process of determining a price which the buyers and sellers at the power exchange have to pay for purchasing or for selling electricity in a specific product category. Price discovery in the context of Day Ahead Market in the power exchanges, involves the following:–

- Day-Ahead auction for all the 24 hours is sub-divided into 15 minutes contracts and has the following characteristics:-
  - o It allows simultaneous Buy and Sell bids.
  - o Demand-Supply curves are formed.
  - o Intersection of the two curves is the price for the market (referred as Market Clearing Price–MCP).
  - o Bids matched are included in the day-ahead schedules.

- Buy trades are settled at or below the quoted price and Sell trades are settled at or above the quoted price, ensuring maximum benefits to both buyers and sellers of electricity.
  - o There is complete anonymity of the bids between members.
  - o Congestion management is done through market splitting.
  - o Financial settlement and clearing is done by the exchange.

The price discovery mechanism for Day Ahead Market (DAM) is governed by Regulation 11 of the Power Market Regulations, 2010. The regulation 11 is excerpted below:—

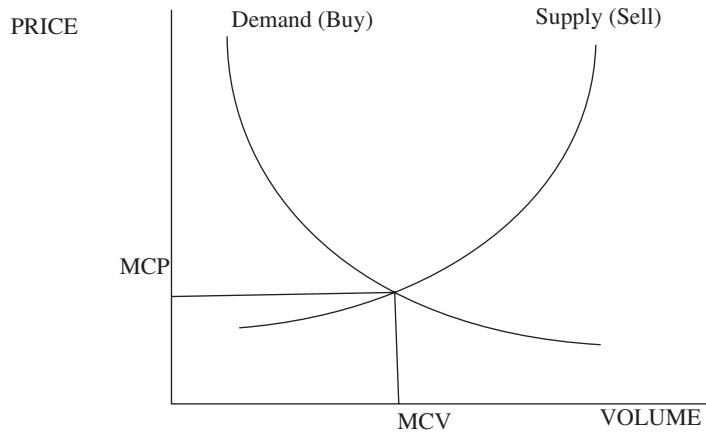
“11. A Power Exchange shall adopt the following market design in case of day ahead markets:—

A. Price Discovery

- (i) The economic principle of social welfare maximization and to create buyer and seller surplus simultaneously during price discovery.
- (ii) The bidding mechanism shall be double-sided closed bid auction on a day ahead basis.
- (iii) The price discovered for the unconstrained market shall be a uniform market clearing price for all buyers and sellers who are cleared.
- (iv) In case of congestion in transmission corridor, market splitting mechanism shall be adopted.
- (v) The delivery/drawl of power shall be considered at the regional periphery.”

This regulation has not been changed since it was first introduced in 2010 and the power exchanges have to comply with the same.

Shown below is a Demand-Supply curve which is used to discover prices. Intersection of the two curves is the price for the market referred to as Market Clearing Price (MCP).

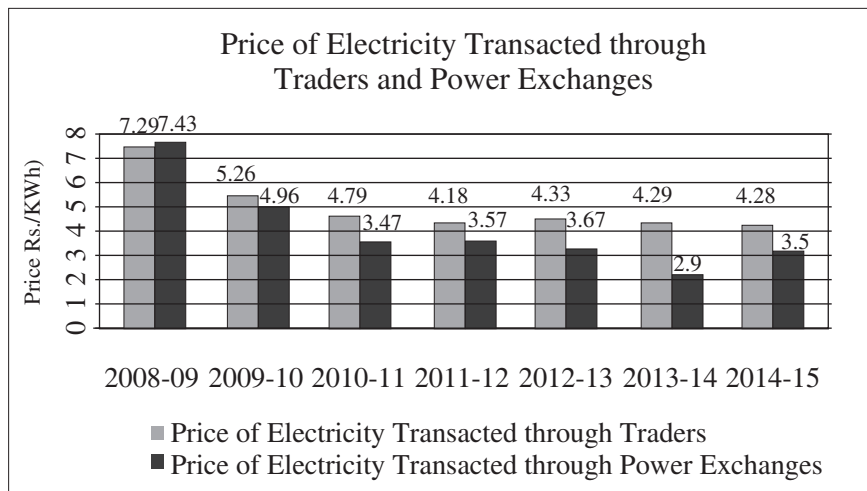


3.5 It was submitted before the Committee that Prices of electricity traded in the power exchanges have decreased over the years. Prices discovered in the Day Ahead Market are now considered benchmark power prices and are closely watched by all power sector stakeholders.

The Secretary, Power, also added,

“There has been a time when the rates in the power exchanges were pretty high. Today it is hovering at an average of around Rs. 3. But if the trend throughout the day is monitored, late night the power rate goes to sub-rupee level.”

Given below is a graph showing price of electricity transacted through power exchanges and the price of electricity transacted through traders over the years:



The price analysis is mainly based on the weighted average price of other short-term transactions of electricity. The price of bilateral trader transactions represents the price of electricity transacted through traders.

3.6 Below is a table showing the Price of Electricity transacted through Power Exchanges:

Year	Price (Rs./kWh)
2009-10	5.0
2010-11	3.5
2011-12	3.6
2012-13	3.7
2013-14	2.9
2014-15	3.5

3.7 It has been reported that the regulator has fixed the price of power at Rs. 7.90. The Committee felt that when we are going in for an open market economy and competitive economy, there can be no rationale behind price fixation by the regulator. When the Committee asked that when, in the market, power is available at Rs. 3, why the customer should pay Rs. 7.90/-, the Ministry, in their reply, stated as under:

“Section 62 of the Electricity Act, 2003 provides for determination of tariff by the Electricity Regulatory Commissions. While determining tariff, the Appropriate Commission is guided by the provisions specified in Section 61 of the Act. Further, as per Section 63 of the Act, the Appropriate Commission shall adopt the tariff, if such tariff is determined through transparent process of bidding. The Electricity Act, 2003 does not provide for determination of tariff for short-term power transaction. The tariffs of long-term/medium-term power as determined under Section 62 and Section 63 of the Act vary from the price discovered in the short-term market (including in the Power Exchanges), because of the inherent differences in these products in terms of duration and certainty of contract, need for hedging against market risks, etc.”

3.8 On being queried by the Committee as to where the Regulator derives this price and the methodology that is used to arrive at this price, the Ministry furnished the following information:

“The CERC, as per provisions contained in Section 62 of the EA, 2003 determines tariff for various renewable energy technologies

(including Waste to Energy projects). The CERC, considering specifications shared by MNRE and MoUD and the norms already specified by various State Electricity Regulatory Commissions (SERCs), determined tariff for “Refuse Derived Fuel” based “Waste to Energy” plants @ Rs. 7.90/- per unit. This was done after due stakeholder consultations and public hearing.” The details, as provided, are at Annexure-I.

3.9 The Committee also queried about the Price at which the maximum amount of power was being traded on day to day basis. In their reply, the Ministry furnished the following information:

“During the month of December, 2015, the maximum amount of electricity traded on IEX on a single day (25.12.2015) was 111.64 MUs. On this day, the maximum volume of electricity cleared in a single time block (of fifteen minutes) is 1.37 MUs at the clearing price of Rs. 2.84.

The maximum amount of electricity traded on PXIL, on the other hand, on a single day (6.12.2015) was 0.297 MUs. The maximum volume of electricity cleared in a single time block (of fifteen minutes) on this day was 0.009 MUs at the clearing price of Rs. 3.”

Details regarding prices at the Exchanges during the day, *i.e.* for all the days in December 2015, have been provided at Annexure-II.

#### Volume at Power Exchanges

3.10 From an insignificant volume in 2008, the traded volumes on the Power Exchanges have grown multifold in the last seven years to reach about 30 BUs in 2014-15. These volumes constitute around 3% of the total generation in the country. In terms of the short-term market, the volumes at Exchanges constitute around 33% of the total traded volumes.

The average amount of electricity traded at the Indian Energy Exchange (IEX) and Power Exchange India Ltd. (PXIL) on a daily basis for the period from 2009-10 to 2015-16 (April to October), as furnished by the Ministry, is given below:

Year	Total Volume Transacted in Dam and Tam (BUs)		Average Amount of Electricity Traded on a Daily Basis (MUs)	
	IEX	PXIL	IEX	PXIL
	2	3	4	5
2009-10	6.27	0.92	17.16	2.53
2010-11	12.71	2.81	34.82	7.70

1	2	3	4	5
2011-12	14.41	1.13	39.48	3.11
2012-13	22.83	0.72	62.54	1.96
2013-14	29.27	1.40	80.18	3.84
2014-15	28.35	1.06	77.66	2.89
2015-16 (Apr.-Oct.)	19.74	0.53	92.23	2.50

(Source: CERC, Report on Short-term Power Market in India, 2014-15)

3.11 The percentage of electricity traded at the power exchanges out of the total electricity generation for the period from 2009-10 to 2015-16 (Apr. to Oct.) varied from 0.82% to 3.04% at IEX and from 0.08% to 0.35% at PXIL. The volume at both the power exchanges as a percentage to total electricity generation varied from 0.94% to 3.19% during the period.

The details, as furnished by the Ministry, are given below:

#### Percentage of Total Energy Traded on Power Exchanges

Year	Total Short-term Volume Transacted through PXs (BUs)		Total Volume of both power exchanges	Total Electricity Generation (BUs)	Electricity transacted through PXs as % to Total Electricity Generation		Total Volume of both power exchanges as % to total Electricity Generation
	IEX	PXIL			IEX	PXIL	
2009-10	6.27	0.92	7.19	764.03	0.82%	0.12%	0.94%
2010-11	12.71	2.81	15.52	809.45	1.57%	0.35%	1.92%
2011-12	14.41	1.13	15.54	874.17	1.65%	0.13%	1.78%
2012-13	22.83	0.72	23.54	907.49	2.52%	0.08%	2.59%
2013-14	29.27	1.40	30.67	962.90	3.04%	0.15%	3.19%
2014-15	28.35	1.06	29.40	1045.09	2.71%	0.10%	2.81%
2015-16 Apr.-Oct.	19.74	0.53	20.27	652.06	3.03%	0.08%	3.11%

(Source: CERC, Report on Short-term Power Market in India, 2014-15)



3.12 The quantum of energy purchased at Power Exchanges has been segregated into the following five categories:

- Industrial consumers (Captive Power Plants),
- Industrial consumers,
- Independent power producers,
- Private distribution licensees, and
- State utilities.

The category-wise quantum of buy-volume, as furnished by the Ministry, has been provided for the year 2014-15 below:

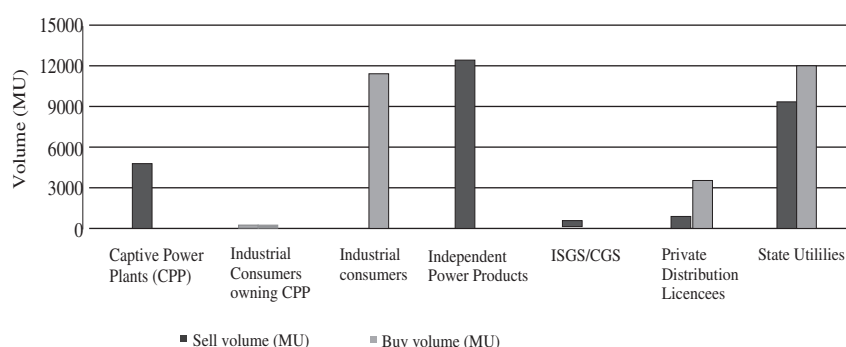
**Category of Buyers and their buy volume at Power Exchanges,  
2014-15**

Sl. No.	Category of Buyers	Buy Volume at IEX (MWhr)	Buy Volume at PXIL (MWhr)
1.	Industrial Consumer (Captive Power Plant)	270,598.76	38,939.52
2.	Industrial Consumer	11,813,592.24	102,945.87
3.	Independent Power Producer	306,853.02	-
4.	Private Distribution Licensee	3,465,208.43	322.42
5.	State Utility	12,284,460.39	198,558.13
	Total	28,140,712.84	340,765.95

3.13 The Committee were informed that during 2014-15, the major sellers of electricity at IEX were independent private producers followed by State utilities, and captive power plants, whereas major buyers of electricity at IEX were State utilities followed by industrial consumers, and private distribution licensees. Some of the Major Sellers at IEX, as submitted by the Ministry, are GOHP (H.P.), Sesa Sterlite Ltd., Jindal Power, Jindal Steel & Power Ltd., MPPMCL (MP), etc. and some of the Major buyers at IEX are Essar Steel India Ltd. (Guj.), MSEDCL GEPL (MH), UPPCL (UP), UPCL (Uttarakhand), BSPHCL (BH), etc.

Given below is a figure showing the Sell and Buy Volume of Various Types of Participants at IEX:

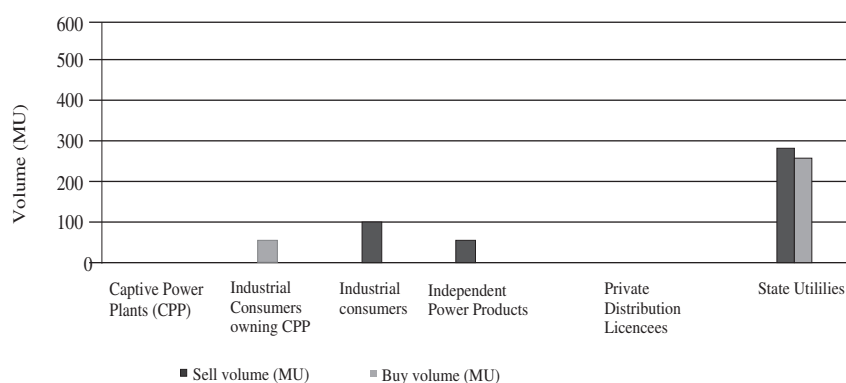
**Sell and Buy Volume of Various Types of Participants in IEX, 2014-15**



3.14 The Committee were also informed that during 2014-15, the major sellers of electricity at PXIL, were State utilities followed by independent private producers, whereas major buyers of electricity at PXIL were State utilities followed by industrial consumers. At PXIL, some of the Major Sellers are NDMC (Delhi), GUVNL (Guj.), Jindal Steel Plant (CG), Sterlite Energy Ltd. (Odisha), Gridco Ltd. (Odisha), etc. and some of the Major Buyers are UPCL (Uttarakhand), UPPCL (UP), Essar Steel India Ltd. (Guj.), Bodal Chemical Ltd. (Guj.), KSEB (Kerala), etc.

Given below is a figure showing the Sell and Buy Volume of Various Types of Participants at PXIL:

**Sell and Buy volume of Various Types of Participants in PXIL, 2014-15**



3.15 As per the information made available by CERC, the number of buyers at IEX were 1541 in 2012-13, 2024 in 2013-14, 1736 in 2014-15 and the number of buyers at PXIL were 160 in 2012-13, 105 in 2013-14 and 61 in 2014-15. The details of buyers for the last three

years from 2012-13 to 2014-15 of both the power exchanges, IEX and PXIL, have been given in Annexure-III and Annexure-IV, respectively. Also, the number of sellers at IEX were 137 in 2012-13, 218 in 2013-14, 246 in 2014-15 and the number of sellers at PXIL were 36 in 2012-13, 29 in 2013-14 and 19 in 2014-15. The details of sellers who sold energy to the power exchanges, IEX and PXIL, in the last three years from 2012-13 to 2014-15 are given at Annexure-V and Annexure-VI, respectively.

3.16 The Committee were also informed that as per the Electricity Act, 2003, electricity consumers now have the right to procure power from the supplier of their choice other than their distribution company. They can make use of the existing transmission and distribution infrastructure after paying appropriate charges determined by their respective State Electricity Regulatory Commissions (SERCs). Open Access was introduced in the Electricity Act to bring in competition into the sector, thereby benefitting the end consumer. Over the years, it has acted as a catalyst in bringing reforms into the sector by benefitting the players across the spectrum of value-chain from generators to suppliers to electricity traders to the end consumers. There are more than 3000 Open Access Consumers procuring part of their power requirements through Power Exchanges at the end of March 2015.

3.17 As per the submission of the Ministry and CERC, one of the Exchanges has control over 96% of the Power Market, while the other has control over the remaining. So, the Committee queried about this distortion of the Market and asked the Ministry as to what has been done at their end to rectify this anomaly. The Ministry, in their reply, furnished the information as under:

“CERC evolved an enabling framework for operation of power exchanges through its Power Market Regulations, 2010. The framework at its inception addressed the issues around monopoly of a single power exchange. The relevant extracts of the Power Market Regulations, 2010, the Explanatory Memorandum and the Statement of Reasons to the said Regulations are reproduced below:—

**“CERC (Power Market) Regulations, 2010**

35. A Power Exchange which has less than 20% market share for continuously two financial years falling after a period of two years of commencement of its operations shall close operations or merge with an existing Power Exchange within a period of next six months. (For this purpose Market size is defined as the total Annual Turnover in Million Units of all contracts transacted in all the Power Exchanges

in each financial year) Provided that this regulation shall not apply if there are only two Power Exchanges in operation."

**“Explanatory Memorandum – Power Market Regulations**

9. After two years of operations, any exchange with a market share less than 20% for a continuous period of 2 years shall need to close or merge with other exchange. This will not be applicable in case there are only of two exchanges operational. The rationale behind this stipulation is to concentrate liquidity for improved pricing of contracts while at the same time avoiding monopoly of a single exchange.”

**“Statement of Objects and Reasons – CERC (Power Market) Regulations, 2010**

8.19.2 The rationale behind this provision in the regulations is to concentrate liquidity in Power Exchanges for improved pricing of standardised contracts. Numerous spot prices with low volume will provide confusing signals and not serve the intended purpose of Power Exchange providing investment signals. It shall also complicate corridor allocation process adopted by National Load Dispatch Centre (NLDC) and have a negative impact on social welfare maximisation. Sufficient care has been taken to ensure that a situation where monopoly of a single Power Exchange occur does not happen by allowing two Exchanges to always co exist.....”.

The CERC issued the Second Amendment to the Open Access Regulations on 11.09.2013, wherein State Load Dispatch Centres (SLDCs) were asked to provide an exchange neutral NOC to the market participants to help creating a level playing field between the two power exchanges.

The CERC notified the Third Amendment to the Open Access Regulations on 12.05.2015 reducing the NLDC operating charges payable by the participants of power exchanges from Rs. 5000 to Rs. 2000. This was also done to create a level playing field between the two power exchanges.

In petition no. 158/MP/2013, the CERC set up an Expert Group on transmission corridor allocation methodology adopted for allocating corridor between two power exchanges.

The National Power Exchange Limited (NPEX) was accorded approval by the Commission to establish and operate a Power Exchange *vide*

order dated 1.7.2009. Subsequently, the Commission by order dated 24.4.2012 granted permission to start operation of the Order in Petition No. 262/SM/2012 from a date to be announced by NPEX in advance under intimation to the Commission. However, this exchange did not come to fruition as the promoters decided not to seek extension of the license for operating a power exchange.”

### **Shareholding Pattern of the Power Exchanges**

3.18 Regulation 22 of the Power Market Regulations, 2010 governs the board structure of the Power Exchanges. The relevant details of the regulation are excerpted below:—

“Ownership and Governance structure of Power Exchange

- (i) There shall be a clear demarcation between ownership, management/operations and participation in trading.
- (ii) Independent Directors - At least one third of the members of the Board or a minimum of two directors, whichever is higher, shall be independent directors selected from a panel constituted by the Power Exchange and approved by the Commission out of which one person will have professional qualification and experience in finance. The panel shall be constituted of persons of repute and integrity from academics, professionals, industry representatives, public figures none of whom should have any interest in any Member of Power Exchange and any fiduciary relationship with any shareholder of Power Exchange
- (iii) The total strength of the Board shall be in accordance with the provisions of the Companies Act 1956.
- (iv) Not more than one fourth of the Board of directors shall represent Members of Power Exchange.
- (v) The Board shall appoint a CEO cum Managing Director who shall be solely responsible for running the day to day operations of the Power Exchange. The Managing Director shall be a professional with adequate qualification and at least 10 years of experience in the relevant field.
- (vi) The Managing Director, the Chief Executive or the Director in charge of day-to-day operations or any employee, of the power Exchange shall not be directly or indirectly associated with any Member of the Power Exchange or client or participant of the Power Exchange or with a holding or subsidiary company thereof...”

3.19 Regulation 19 of the Power Market Regulations, 2010 specifies the shareholding pattern of the power exchanges. It is specified therein, that any shareholder other than a member of the power exchange can have a maximum of 25% shareholding. For a member the limit has been fixed at 5%. The relevant extract is excerpted below:-

“19. Shareholding Pattern of Power Exchange

The shareholding pattern for equity holders in the Power Exchange shall be as follows:

- Any shareholder other than a Member of the Power Exchange can have a maximum (whether directly or indirectly) of 25% shareholding in the Power Exchange.
- A Member of the Power Exchange can have a maximum (whether directly or indirectly) of 5% shareholding in the Power Exchange.
- In total, a Power Exchange can have a maximum of 49% of its total shareholding owned by entities (whether directly or indirectly) which are Members of the Power Exchange....”

3.20 The statement of reasons for Power Market Regulations, 2010 provides the rationale for these limits. It is reproduced below:

“8.5.2 Decision and rationale

The Commission has considered the views of all stakeholders. The Commission maintains the view that Power Exchange is market based institution and hence should be a widely held organisation. The Commission is also of the view that Power Exchange should be fully demutualised and ringfenced organization and hence a power sector participant may have equity stake in the Power Exchange (as is an internationally practice) but limited to 5% of total shareholding....

8.5.3 In view of the reasons given in the above paragraphs, the shareholding pattern in the final version of the regulations is as briefly described below:-

- (i) Any shareholder (in case of a corporate this is including its subsidiaries and cross holding in other companies and associate companies) other than member of the Power Exchange can have a maximum of 25% shareholding in the Power Exchange....

- (ii) A member of the Power Exchange can have maximum of 5% shareholding in the Power Exchange.....”

The CERC has fixed these limits in Power Market Regulations, 2010, after due consultation with stakeholders and conducting a public hearing.

### **Power Shortage in Southern India**

3.21 The Committee were informed that the Power Exchanges function as a platform where Energy deficit States may improve their power availability in the short term by buying electricity from surplus States. However, it has been reported that even the synchronization of the southern power grid to the national grid has not benefited Tamil Nadu and Kerala for power purchase from other States. The Southern States have been reeling under severe power cuts with many parts facing over 12 hours of scheduled power cuts, leading several industries to shut shop. So, the Committee queried about the reasons for the Southern Grid not becoming synchronous in the real sense and if Power Exchanges could play any role to mitigate the situation. The Ministry, in reply stated as under:

“Yes, Power Exchanges are playing a vital role in mitigating the situation. Southern Grid has been synchronized with the rest of the country on the 31st Dec., 2013 with the commissioning of the 765 kV Raichur-Sholapur Ckt. 1. Subsequently, 765 kV Raichur-Sholapur Ckt. 2 was commissioned in June 2014. Thus, the Southern Grid is functioning synchronously with the rest of the country. Further strengthening of the Southern Region is being done and following transmission lines are expected in future:

1. 765 kV Angul-Srikakulam-Vemagiri D/C,
2. 765 kV Wardha-Nizamabad-Hyderabad D/C,
3. 765 kV Warora-Warangal,
4. 800 kV HVDC Raigarh-Pugalur.”

“Over the past two years there has been a considerable increase in power transfer towards Southern Region due to addition of both ckts. of 765 kV Raichur-Sholapur, 765 kV Pune-Sholapur S/C, 765 kV Aurangabad-Sholapur Ckt. 1 & 2 and both ckts. of 400 kV Kolhapur-Kudigi-Narendra D/C. The addition of these transmission lines strengthened the synchronous interconnection of Southern Region (SR) with rest of the country thereby facilitating reliable operation of single frequency National Grid. The Energy export from NEW

Grid to SR grid has increased from 85 MU/day in 2014 to 115 MU/day in 2015 (30% increase from 2014 through 2015). The Total Transfer Capability towards SR has increased from 3650 MW to 6650 MW (82% increase from 2014 through 2015)”.

3.22 It was also said that after the grid connectivity of southern region with the national grid, cheaper power will be available to the region. So, the Committee desired to know at what rate users as of now buy power from the exchanges. The Ministry, in their reply, stated as under:

“During 2015-16, the average prices in the Power Exchanges have come to around Rs. 2.80 per kWh as compared to Rs. 3.50 during 2014-15. The average prices in Southern Region (S1) witnessed a downwards trend, *i.e.* Rs. 5.1 per kWh during the year 2014-2015 as compared to Rs. 4 per kWh in 2015-2016. This is because of the strengthening of Inter-State Transmission System network (ISTS) towards Southern Region and increase in generation within the region, leading to easing of congestion on ISTS.”

3.23 As the power exchanges are not of much use for an area which is not connected to the grid and where transmission lines are not adequately developed, so the Transmission Sector must be strengthened to mitigate the problem of Power deficit States and to help Power Exchanges to cater to the requirement of the people from all over India through Open Access or otherwise. The Committee raised this issue regarding shortage of transmission lines and the Ministry assured the Committee that the transmission planning is a continuous process which is carried out considering generation capacity addition programme and the load growth in the country. At the end of the 11th Plan (*i.e.* March 2012), the total transmission line circuit kilometers (of 220 KV and above voltage levels) was about 257 thousand circuit kilometers and the substation capacity was about 400,000 MVA. This transmission capacity was planned to be increased to about 360 thousand circuit kilometers and 670,000 MVA, respectively, by the end of the 12th Plan (*i.e.* March 2017). For the period of the 13th Plan (*i.e.* 2017-22), the load forecast and generation addition programme along with additional transmission system requirement are being worked out by the Central Electricity Authority (CEA) under National Electricity Plan which is being prepared in accordance with sub-section 4 of section 3 of the Electricity Act, 2003.

#### **IV. CROSS BORDER TRADE OF ELECTRICITY**

4.1 It has been reported that IEX has been trying to venture into foreign Markets with the short-term cross-border trading of electricity with three nations, *viz.* Bangladesh, Nepal and Bhutan. When the



Committee desired to know about these cross border tradings, their expected size and implications these tradings may have for India, the Ministry came up with the following reply:

- “Government of India has set up an Inter-Ministerial Working Group (IMWG) to decide on the policy for transmission/supply of electricity from Nepal and Bhutan to Bangladesh through Indian Territory.
- A meeting of Inter-Ministerial Working Group (IMWG) was held under the chairmanship of Secretary (Power) on 06.10.2015 to discuss transmission/supply of electricity from Nepal and Bhutan to Bangladesh through Indian Territory and to develop a draft umbrella regulatory policy guiding transnational sale purchase of power by two countries through Indian territory.
- Subsequently, in the Committee of Secretaries (CoS) meeting held on 18.12.2015, it has been stated that the Ministry of Power may accelerate efforts for requisite regulations to facilitate surplus power transfer through Indian exchange.
- As directed by Ministry of Power, CERC initiated the regulatory process in consultation with all stakeholders, including CEA and Ministry of Power for framing draft regulation to facilitate development and regulate such cross border electricity trade.
- IEX in its petition 483/MP/2014 has provided the following expected size of trade with the neighboring countries, viz. Nepal, Bangladesh and Bhutan.
  - o Out of 500 MW of inter-connectivity with Bangladesh only 50 MW can flow on exchange as 450 MW is already tied up.
  - o With Nepal, one line is being strengthened which can have maximum 50 MW of transaction.
  - o With Bhutan, maximum 120 MW can come on exchange.
- Optimal utilization of resources is the potential gain of cross border transactions. Hydro resources of the neighbouring countries, for instance, could be optimally utilized to balance load/generation variation as also for handling variability of intermittent RE sources in India. In the context of the petition filed by IEX, the stakeholders have raised certain implementation related issues which are under consideration in the Commission.”

## V. RENEWABLE ENERGY CERTIFICATES

5.1 The Renewable Energy Certificate (REC) mechanism is a market based instrument to promote renewable energy and facilitate compliance of Renewable Purchase Obligations (RPOs). The developers generate revenue through sale of Renewable Power to the utilities at the pooled cost of power purchase of such utility as determined by the Appropriate Commission or to any other licensee or to an open access consumer at a mutually agreed price, or through power exchange at market determined price. The developers also generate revenue from the sale of environmental credits in the form of Renewable Energy Certificates issued to them as per the terms and conditions provided for in the Central Electricity Regulatory Commission (Terms and Conditions for recognition and issuance of Renewable Energy Certificate for Renewable Energy Generation) Regulations, 2010 (and amendments notified from time to time).

5.2 The Committee were informed that the following entities are involved in the REC mechanism:

- Obligated entities, such as DISCOMs, Open Access & captive users;
- Generators, that generate power from renewable sources of energy;
- State Agency, such as State Load Dispatch Centre;
- Central Agency, such as POSOCO;
- Power exchanges, where the transactions take place.

5.3 The Committee were apprised that the trading of Renewable Energy Certificates is done at Power Exchanges in the following manner—

- (a) The Eligible Entity shall place for dealing of renewable energy certificates, both 'Solar' and 'Non-Solar' Certificates, on any Power Exchange authorized to deal in renewable energy certificates by CERC. At present trading takes place on both the Power Exchanges.
- (b) The total quantity of Certificates ('Solar' and 'Non-Solar' separately) placed for dealing on the Power Exchange(s) by

the eligible entity shall be less than or equal to the total quantity of valid Certificates held by the eligible entity as per the records of the Central Agency, *i.e.* NLDC.

- (c) The renewable energy certificates shall be dealt in the Power Exchange within the price band as specified by CERC from time to time. The present price band is Rs. 1500-3300/- non-solar REC, and Rs. 2500-5800/- solar REC.
- (d) During the time the bidding window opens in the Power Exchange, the eligible entities shall place their offers and the buyers shall place their bids through the trading platform of the respective Power Exchanges.
- (e) On closure of the trading window, the Power Exchanges shall send the maximum bid volumes for each of the eligible entity, which has placed offers on that Power Exchange, to the Central Agency for verification of the quantity of valid RECs available with the concerned eligible entity for dealing on the Power Exchanges.
- (f) The Central Agency shall check the combined maximum bid volume in the Power Exchanges for each eligible entity against the quantity of valid RECs for that entity for both 'Solar' and 'Non-Solar' Certificates.
- (g) The Central Agency shall send a report to Power Exchanges confirming the availability of the valid RECs with the eligible entity.
- (h) In case the combined maximum bid volume placed for dealing in the Power Exchanges exceeds the quantity of valid RECs held by the eligible entity as per the records of the Central Agency, then the Central Agency shall advise the Power Exchanges to exclude such bids while working out the Market Clearing Price and the Market Clearing Volume.
- (i) The Power Exchanges shall work out the Market Clearing Price and the Market Clearing Volume taking into account the advice received from the Central Agency and send the final cleared trades to the Central Agency for extinguishing of the RECs sold in the records of the Central Agency.

The certificates will be extinguished by the Central Agency in the 'First-in-First-out' order.

5.4 The volumes transacted in Renewable Energy Certificates are as below:—

Year	Non-Solar (Nos.)	Solar (Nos.)	Total (Nos.)
2011-12	1015274	0	1015274
2012-13	2575801	14013	2589814
2013-14	2682014	66680	2748694
2014-15	2898422	163500	3061922
Upto November 2015-16	2030068	260712	2290780

5.5 When the Committee desired to know about the quantum of Renewable Energy generated, traded and the number of Renewable Energy Certificates issued till date on these Exchanges, the Ministry furnished the following information:

“As per latest CEA Monthly Executive Summary on Power Sector:—

- Renewable energy generation in November 2015-4,185 MUs.
- Renewable energy generation upto November 2015 (YTD)-46,201 MUs.
- As per latest information (dated 2.3.2016) of the REC Registry of India, 1,31,04,896 RECs (Solar-7,40,328, Non-Solar-1,23,64,568) have been traded/redeemed through power exchanges.
- As per latest information (dated 2.3.2016) of the REC Registry of India, 3,06,92,033 RECs (Solar-40,50,877, Non-Solar-2,66,41,156) have been issued.”

5.6 It was submitted before the Committee that some States regularly fulfil their Renewable Purchase Obligation (RPO), whereas some lag behind.

A statement showing the Renewable Purchase Obligation determined by the Appropriate Commission and the status of compliance as contained in the Report No. 34 of 2015 - Performance Audit on Renewable Energy Sector in India Union Government, Ministry of New and Renewable

Energy, issued by the Comptroller and Auditor General of India, is given below:

**Targets for Renewable Purchase Obligation (RPO) set by the State Electricity Regulatory Commissions from 2010-11 to 2019-20**

(Source: Report No. 34 of 2015 - Performance Audit on Renewable Energy Sector in India Union Government, Ministry of New and Renewable Energy, issued by the Comptroller and Auditor General of India)

(in per cent)

Sl. No.	State	2010-11	2011-12	2012-13	2013-14	2014-15	2015-16	2016-17	2017-18	2018-19	2019-20
	NAPCC Target	6.00	7.00	8.00	9.00	10.00	11.00	12.00	13.00	14.00	15.00
1.	Andhra Pradesh		5.00	5.00	5.00	5.00	5.00	5.00			
2.	Arunachal Pradesh			4.20	5.60	7.00					
3.	Assam		2.80	4.20	5.60	7.00					
4.	Bihar	1.50	3.00	4.00	4.50	5.00	1.00	1.25	1.50	1.75	2.00
5.	Chhattisgarh	5.00	5.25	5.75	5.75	5.75					
6.	Gujarat	5.00	6.00	7.00	7.00	8.00	9.00	10.00			
7.	Haryana	1.50	1.50	2.05	3.10						
8.	Himachal Pradesh	10.00	10.01	10.25	10.25	10.25	11.25	12.25	13.50	14.75	16.00
9.	Jammu & Kashmir		3.00	5.00	5.00	6.00	7.50	9.00			
10.	Jharkhand	2.00	3.00	4.00	4.00	4.00	4.00				
11.	Karnataka		7.25	7.25	7.25						
12.	Kerala	3.30	3.60	3.90	4.20	4.50	4.80	5.10	5.40	5.70	6.00
13.	Madhya Pradesh		2.50	4.00	5.50	7.00					
14.	Maharashtra	6.00	7.00	8.00	9.00	9.00	9.00				
15.	Meghalaya	0.50	0.75	1.00	1.00						
16.	Mizoram	5.00	6.00	7.00							
17.	Nagaland	5.00	7.00	8.00							
18.	Odisha		5.00	5.50	6.00	6.50	7.00				
19.	Punjab		2.40	2.90	3.50	4.00					
20.	Rajasthan	8.50	6.00	7.10	8.20						
21.	Tamil Nadu		9.00	9.00	9.00	11.00	11.00				
22.	Uttar Pradesh	3.75	5.00	6.00	6.00						
23.	Uttarakhand		4.53	5.05	6.05	7.08	8.10	9.30	11.50		
24.	West Bengal				4.00	5.00	6.00	7.00	8.00		

5.7 A Table showing the Status of Renewable Purchase Obligation (RPO) compliance by all States between 2010-11 and 2013-14, is presented below:

**Status of Renewable Purchase Obligation (RPO) compliance  
between 2010-11 and 2013-14**

(Source: Report No. 34 of 2015 - Performance Audit on Renewable Energy Sector in India Union Government, Ministry of New and Renewable Energy, issued by the Comptroller and Auditor General of India)

RPO Notified/Achievement (in per cent)					
Sl.No.	State	2010-11	2011-12	2012-13	2013-14
1	2	3	4	5	6
	NAPCC Target	6.00	7.00	8.00	9.00
1.	Andhra Pradesh		5.00/NA	5.00/1.75	5.00/NA
2.	Arunachal Pradesh			4.20/8.41	5.60/8.87
3.	Assam	0/8.40	2.80/4.02	4.20/3.44	5.60/NA
4.	Bihar	1.50/1.00	2.50/2.10	4.00/2.90	4.50/1.89
5.	Chhattisgarh	5.00/0	5.25/2.76	5.75/2.96	6.25/NA
6.	Gujarat	5.00/2.76	6.00/4.73	7.00/6.50	7.00/6.72
7.	Haryana	1.50/1.06	1.50/1.07	2.05/0.97	3.10/0.94
8.	Himachal Pradesh	10.00/12.00	10.01/15.73	10.25/17.26	10.25/16.69
9.	Jammu & Kashmir		3.00/Nil	5.00/Nil	5.00/Nil
10.	Jharkhand	2.00/0.19	3.00/0.28	4.00/0.39	4.00/0.42
11.	Karnataka	0/10.70	7.25/10.73	7.25/9.93	7.25/10.97
12.	Kerala	3.00/3.38	3.30/2.85	3.60/2.47	3.90/NA
13.	Madhya Pradesh		2.50/NA	4.00/NA	5.50/NA
14.	Maharashtra	6.00/5.77	7.00/7.15	8.00/7.05	9.00/7.66
15.	Meghalaya	0.50/4.14	0.75/3.41	1.00/5.00	1.00/3.80
16.	Mizoram	5.00/5.14	6.00/7.76	7.00/14.45	9.00/11.99
17.	Nagaland	5.00/Nil	5.00/Nil	5.00/Nil	5.00/Nil

1	2	3	4	5	6
18.	Odisha		5.00/NA	5.50/NA	6.00/NA
19.	Punjab		2.40/1.69	2.90/2.59	3.50/3.08
20.	Rajasthan	8.50/3.55	6.00/5.16	7.10/6.30	8.20/7.25
21.	Tamil Nadu	0/17.27	9.00/20.09	9.00/26.13	9.00/20.04
22.	Uttar Pradesh	3.75/4.56	5.00/6.19	6.00/4.68	6.00/4.45
23.	Uttarakhand		4.53/NA	5.05/3.78	6.05/3.15
24.	West Bengal		2.00/NA	3.00/1.47	4.00/2.54

5.8 A Table showing the State-wise Renewable Purchase Obligation (RPO) achievement is presented below:

#### State-wise Renewable Purchase Obligation (RPO) achievement

(Source: Report No. 34 of 2015 - Performance Audit on Renewable Energy Sector in India Union Government, Ministry of New and Renewable Energy, issued by the Comptroller and Auditor General of India)

Sl.No.	State	Total Electricity Purchased during 2010-14 (BU)	RPO Targets for 2010-14 (MU)	RPO achieved through Renewable Energy Purchase		RPO achieved through Renewable Energy Certificate mode		Total RPO Achievement (MU)	Shortfall (MU)
				(MU)	Percentage	(MU)	Percentage		
1	2	3	4	5	6	7	8	9	10
1.	Andhra Pradesh	76	3800	1330	100	Nil	Nil	1330	2470
2.	Arunachal Pradesh	2.36	58.31	102.78	100	Nil	Nil	102.78	Nil
3.	Assam	12.64	434.79	17.09	100	Nil	Nil	17.09	417.70
4.	Bihar	24.21	793.32	488.72	100	Nil	Nil	488.72	304.60
5.	Chhattisgarh	41.09	2266.82	1090	92.37	90	7.63	1180	1086.82
6.	Gujarat	287.04	18990	8620	56.89	6530	43.11	15150	3840
7.	Haryana	144.56	2981	1452	100	Nil	Nil	1452	1529
8.	Himachal Pradesh	30.02	5000	4620	100	Nil	Nil	4620	380
9.	Jammu & Kashmir	NA	NA	NA	NA	NA	NA	NA	NA
10.	Jharkhand	39.96	1319.36	39.36	100	Nil	Nil	39.36	1280

1	2	3	4	5	6	7	8	9	10
11.	Karnataka	214.70	15020	22712	100	Nil	Nil	22712	Nil
12.	Kerala	45.95	1490	1320	100	Nil	Nil	1320	170
13.	Madhya Pradesh	181.94	6350	2480	100	Nil	Nil	2480	3870
14.	Maharashtra	373.84	28252.59	25675.09	98.86	296.49	1.14	25971.58	2281.01
15.	Meghalaya	6.96	57.20	290	100	Nil	Nil	290	Nil
16.	Mizoram	1.62	110.81	161.27	100	Nil	Nil	161.27	Nil
17.	Nagaland	1.98	99.09	99.09	100	Nil	Nil	99.09	Nil
18.	Odisha	NA	2469	1706	100	Nil	Nil	1706	763
19.	Punjab	131.68	3888	2900	89	368	11	3268	620
20.	Rajasthan	210.03	15621	11949	100	Nil	Nil	11949	3672
21.	Tamil Nadu	203.15	13740	42359	100	Nil	Nil	42359	Nil
22.	Uttar Pradesh	291.05	17738.84	15053.26	100	Nil	Nil	15053.26	2685.58
23.	Uttarakhand	32.87	1714.52	1219.29	90.76	124.12	9.24	1343.41	371.11
24.	West Bengal	154.69	5030.06	2536.19	99.99	2.81	0.10	2539	2491.06
Total				148220.14	95.23	7411.42	4.77	155631.56	28231.88

5.9 On being asked by the Committee whether the Government gives any incentive to encourage States to fulfil their RPO targets and what measures are taken to boost the compliance of RPO, the Ministry, in their reply stated that:

“As per information made available by Ministry of New and Renewable Energy, on 16th March, 2015, the Ministry of Finance has released an incentive grant of around Rs. 5000 crore for incentivizing RPO compliance by way of incentive grant to the States.

Further, in order to incentivize the Distribution Companies to procure power from renewable sources of energy, suitable provisions have been made in the revised Tariff Policy notified on 28.1.2016. For this purpose, the Central Government may notify, from time to time, an appropriate bid-based tariff framework for renewable energy, allowing the tariff to be increased progressively in a back-loaded or any other manner in the public interest during the period of PPA, over the life cycle of such a generating plant. Correspondingly, the procurer of such bid-based renewable energy shall comply with the obligations for payment of tariff so determined.



In addition, for compliance of RPO by the obligated entity, penal provisions have been proposed in the proposed amendments in the Electricity Act, 2003.”

“Further, the CERC has informed that the Forum of Regulators carried out a study in 2012 on “Incentive Structure for States for fulfilling Renewable Purchase Obligation Targets.”

A Summary of the Recommendations of the Study is as follows:

- (a) National Clean Energy Fund (NCEF) should be made available for development of renewable energy and incentivizing RPO compliance in an effective manner.
- (b) Significant portion of the Grant recommended by the Thirteenth Finance Commission should be channelized for removing barriers to RE deployment and increase RPO levels and compliance.
- (c) State Commission may entrust the State Agency with the responsibility to devise suitable mechanism for RPO compliance monitoring and the enforcement
- (d) To bring down the cost of balancing power and reduce the variability, creation of larger balancing areas should be facilitated. For this, it is important that the visibility of system operators is increased.
- (e) Better scheduling and forecasting procedures should be adopted. Intra-day forecasting of resource will help reduce schedule deviations and bring down the cost to the system.
- (f) Forecasting of resource and generation and power system management in a Renewable Energy (RE) heavy system are a key to establishment of reasonable RPO levels and effective compliance. Incentives need to be provided in this so as to send a clear signal to generators and utilities on the emphasis placed on these subjects. A separate fund can be established for creation of tools and techniques for accurate resource assessment and generation forecasting.

Incentives during the transition period would help resource deficit States to institute and comply with reasonable RPO requirements. The graded incentive scheme aimed at supporting licensees to procure RE may be more cost efficient than across the board Generation Based Incentives (GBI) for RE resources since it would raise the RE penetration levels and support superior compliance.”

## VI. ROLE OF REGULATORS IN EFFICIENT FUNCTIONING OF THE POWER EXCHANGES

6.1 The Electricity Act, 2003 entrusts the responsibility of development of Power Market on the appropriate commission as under:

“The Appropriate Commission shall endeavour to promote the development of a market (including trading) in power in such manner as may be specified and shall be guided by the National Electricity Policy, referred to in Section 3 in this regard.” (Section 66 of EA, 2003)

Also, the National Electricity Policy, 2005 enjoins the Appropriate Commission to undertake consultation for development of the market and to provide regulations on Power Exchanges.”

6.2 Accordingly, the CERC, *vide* its order dated 6.2.2007, laid down the Guidelines for Grant of permission for setting up and operation of the Power Exchanges. Further, the CERC notified the Power Market Regulations, 2010 in January 2010. These Regulations deal with the creation of a comprehensive market structure and enabling the transaction, execution and contracting of all types of possible products in the electricity markets. These regulations were amended in April 2014 providing regulations on Qualifications and Disqualifications for appointment of Director in the Board of Power Exchange.

6.3 The Committee were informed that the CERC, through its regulations, specified:

- (i) Norms for net worth requirement;
- (ii) Shareholding criteria;
- (iii) Norm for composition of Board of Directors;
- (iv) Specification requirement for contracts including Price discovery mechanism;
- (v) Risk Management Mechanism requirement;
- (vi) Framework for Market Oversight and Surveillance.

6.4 On being queried by the Committee about the steps that the CERC have been taking, from time to time, to ensure proper and efficient functioning of the Power Exchanges, the following information was furnished by the Ministry:

“The CERC has taken a number of initiatives to strengthen the power markets in India.

- CERC regulates the power exchanges through its Power Market Regulations, 2010. The regulations are extended to the following kinds of contracts:
  1. Day Ahead Markets
  2. Term Ahead Markets
    - a. Weekly Contracts
    - b. Intra Day Contracts
    - c. Day Ahead Contingency Contracts
    - d. Daily Contracts/Any Day Contracts
  3. Renewable Energy Certificates.
- The above-mentioned regulations have ensured that the market functions in a fair and transparent manner. The market intermediaries like electricity traders, market infrastructure like power exchanges are regulated through these regulations. The market rules, risk management are defined through these regulations. A well functioning market ensures that the confidence of participants in market is built. Short term power trading has helped in resource optimization by facilitating the transfer of surplus power to deficit regions in the country.
- In all, the CERC has notified a series of enabling Regulations as per the Electricity Act, 2003 for development of power market and promote power trading:
  - Terms and Conditions for Trading License Regulations, 2009,
  - Trading Margin Regulations, 2010,
  - Power Market Regulations, 2010,
  - Open Access Regulations, 2008,
  - Grant of Connectivity, Long-Term Access and Medium-Term Open Access in Inter-State Transmission on 7th August 2009 separated connectivity from open access,
  - Sharing of Inter-State Transmission Charges and Losses Regulations, 2010, and
  - IEGC & Deviation Settlement Mechanism Regulations.
- Absence of market access for buyers and sellers of electricity, evacuation infrastructure for seamless flow of electricity,

safe and secure operation of the grid were some of the major bottlenecks that were hindering growth of the electricity sector. The CERC has taken initiatives to address these and related issues through various Regulations. Open access has helped make the market more competitive and has provided choice to Discoms as well as open access consumers. Over 3000 open access consumers are buying power through Power Exchanges.

- Short-term open access in transmission has been in place for the last many years. The CERC has provided for deemed concurrence of SLDCs for open access if their decision is not given within a specified time-frame.
- CERC has notified regulations for Connectivity, Medium-term Open Access and Long-term access.
- The Regulations of “Grant of Connectivity, Long-Term Access and Medium-Term Open Access in inter-State Transmission” aim at providing transmission products of different varieties, standardization of procedures, defining timelines and ensuring a level-playing field among different categories of market players. With Regulations on Medium-term open access, transmission corridors can be availed for a period of three months to three years.

- **Deviation Settlement Mechanism:**

CERC introduced Grid Code and Deviation Settlement Mechanism Regulations for maintaining grid discipline measure. The Commission’s initiatives in regard to Grid Discipline, DSM mechanism and Grid Security have resulted in improved reliability of power supply. The frequency norms have been tightened over the period, which has resulted in marked improvement in grid frequency over the years.

- **Ancillary Services:**

The CERC notified regulations for ancillary services on 13.08.2015 called (Ancillary Services Operations) Regulations, 2015. Ancillary Services are support services which are required for improving and enhancing the reliability and security of the electrical power system.

- **Aggregate Demand and Supply Day Ahead curves by Power Exchanges**

The display of aggregate demand and supply curve for day ahead markets on the website of the power exchanges is a positive step towards development of power markets. This

has significantly contributed towards information dissemination, bring transparency in the markets and help market participants to take informed price decisions.

- The CERC, *vide* order dated 15.7.2015, directed the Power Exchanges to operate the market on 24x7 basis. The market became operational on 20.7.2015.
- In a separate development, the CERC, taking cognizance of the orders of the Securities & Exchange Board of India and Forward Markets Commission which declared Financial Technologies India Ltd ('FTIL') as 'not fit and proper', *vide* order dated 13.5.2014, directed IEX to ensure that FTIL divests its entire shareholding from IEX. FTIL challenged the decision in Hon'ble Appellate Tribunal for Electricity which affirmed the decision of the CERC *vide* order dated 4.2.2015. Later the CERC was, *inter alia*, informed that due to non-execution of certain conditions, the Share Purchase Agreement could not be executed. The CERC, *vide* order dated 26.6.2015, directed FTIL to transfer its entire shareholding in Trust and Demat Account. FTIL challenged CERC's order dated 26.6.2015 in Hon'ble Supreme Court which *vide* order dated 17.8.2015 directed FTIL to put its entire shareholding in IEX in an escrow account with Axis Bank and directed that FTIL will not be entitled to any voting rights and corporate benefits.
- IEX, *vide* its affidavit dated 27.11.2015, informed that FTIL, *vide* its letter dated 19.11.2015, has informed that it has completed the sale of its 25.64% stake in IEX on fully diluted basis.
- The CERC, in parallel, has initiated process to review the power exchanges. The purpose of the review is to check overall regulatory compliance to the relevant Regulations, the robustness of operational processes, the control and checks placed by the power exchanges to ensure business continuity, safeguarding the public interest and absence of any untoward systemic risk. In this regard, the CERC has assigned the review of IEX and PXIL to M/s Deloitte and M/s KPMG respectively. Both the reviews are under progress.
- The CERC has also initiated some Governance Control Mechanisms at Power Exchanges, like:
  - Risk Management Committee - This Committee is headed by an Independent Director and it reports to the CERC every six months.

- Market Surveillance Committee.
  - Annual IT System Audit for Data Security, Data Integrity and Operational Efficiency.
  - Annual Report along with Audited Balance Sheets - This Report is submitted to the CERC by 30th September every year.
  - Monthly Report on Data on Prices and Volumes.
  - Review of Power Exchanges has been initiated - Reports of Deloitte (IEX) and KPMG (PXIL) are awaited.
- The power exchanges have been running for more than seven years now. One of the most important aspects of the market institutions is their transparency and credibility. These two factors are very important for ensuring the future growth of power exchanges as well. Therefore, the CERC will review the experiences and learning of the last seven years and ensure that greater transparency is brought in the running of power exchanges by ensuring stricter compliance with the Power Market Regulations. To further strengthen the functioning of the power exchanges the CERC is planning to conduct periodic reviews of the power exchanges.
  - The Government of India has permitted Foreign Investment up to 49% in Power Exchanges subject to Foreign Direct Investment (FDI) limit of 26% and Foreign Institutional Investor Investment (FII) limit of 23% of the paid up capital.
  - One of the many ways of bringing transparency in market institutions is through competition. Healthy competition between power exchanges will be very useful to the participants and the power sector. Therefore, one of the goals of the CERC has been and will continue to be to promote healthy competition in the power markets space.”

## **VII. CHALLENGES TO FUTURE GROWTH OF THE POWER MARKET**

7.1 Certain challenges to future growth of power markets in India are enumerated below:

(a) Poor Health of DISCOMs:

The poor financial health of India’s power distribution companies (DISCOMs) is deemed to be the weakest link in the Indian power sector.

(b) Open Access:

The Challenges faced to implement Open Access include

- High level of cross subsidy surcharge,
- Delay in granting open access,
- Transmission constraints and congestion,
- Transmission losses.

(c) Limit on number of days for contract design in trading of electricity contracts

Currently Power exchanges are allowed to offer delivery contracts upto 11 days only.

## PART II

### OBSERVATIONS/RECOMMENDATIONS OF THE COMMITTEE

#### (A) INTRODUCTORY

##### *Need for the Power Exchanges*

1. The Committee note that the Energy Sector in the country is beset with multiple problems varying from disparity among electricity surplus-deficit regions, demand-supply mismatch, varied tariff for diverse nature of consumers coming from different categories, etc. To bring in some sort of uniformity and also for ensuring availability of electricity on demand at competitive price, it was felt that there should be some mechanism available to the stakeholders of the power sector which would adequately cater to the requirements of persons/agencies concerned. In line with this, the Electricity Act, 2003 introduced the concept of the Power Market for the electricity sector. The appropriate Commission (Regulatory Commission) was entrusted with the responsibility of development of the Power Market. The primary objective of the Act was to promote inter-State and intra-State power trading within the country and ensuring the development of a competitive market with efficiency and economy, while attracting new investments. Consequently, the Power Exchanges came into being and commenced their operations in the year 2008. However, the experience of the performance of the Power Exchanges in the country since then calls for proper scrutiny and appropriate modifications. It has neither revolutionized or galvanized the sector, nor has there been any indication that the Power Exchanges will usher in an era of competition, efficiency and growth of the Power Market. The Committee, therefore, recommend that:

- (i) The concept of the Power Exchanges having a lead role in the development of the robust power market needs to be revisited.
- (ii) The experience gained from the functioning of the Power Exchanges hitherto should be analyzed in an objective manner to assess as to how the Power Exchanges have helped in the development of the market.
- (iii) The provisions of the Electricity Act, 2003 regarding the Power Market also require to be reviewed in the proper perspective.



### *Competition in the Power Market*

2. The Committee were informed that one of the objectives behind the setting up of the Power Exchanges was to promote competition in the power market. The Electricity Act, 2003 envisages development of a competitive power market for promoting efficiency, economy and for mobilization of new investments in the Power Sector. However, the Committee note that there are only two Power Exchanges in the country of which one has monopoly in the Power Trading, which according to the Committee, is not in the interest of the sector. 96 per cent of the Power Market is owned by one Exchange *i.e.* IEX, and the owner of this very Exchange has been debarred from the Commodity Exchanges. This is undoubtedly a very anomalous situation as the Exchange against which action has to be taken is, in fact, running the whole Power Market.

The Committee find that the objective of ensuring competition in the Power Market has not been followed scrupulously. Rather, consciously or otherwise, one Exchange has been allowed to monopolize the Market. This has led to perception that the Regulations, Contracts and other Guidelines have been tailor-made to suit the requirements of one Power Exchange.

With a view to addressing the need for elimination of this anomaly in the Power Market which is not conducive to the concept of competitive economy, the Committee recommend that:

- (i) The Ministry and the CERC must come up with clear and effective Guidelines so as to ensure healthy competition in the Power Market and also to eliminate the monopoly of one Power Exchange so that the diminishing trust of the stakeholders in the system can be restored.
- (ii) The Ministry should work out an Action Plan on setting up of the Power Exchanges in every zone (North Zone, South Zone, East Zone, West Zone, Central Zone and North East Zone) of India, to facilitate competition in the Market which will benefit the consumer.

3. The Committee observe that the Power Exchanges are an online platform that help generators and consumers to come together and discover prices of electricity, based on the demand-supply mechanism. It also fulfills the diverse needs of electricity consumers in the country. Large consumers with a requirement of 1 MW and above are primarily served by the Power Exchanges for buying

electricity. The Power Market is now moving from a regulated one to a market driven regime and hence more and more buyers and sellers are opting to trade electricity through these Exchanges. However, the existence of only two Power Exchanges has been restricting the effective functioning of the sector. The monopoly of one Exchange has further eroded the spirit of the Electricity Act, 2003 and is impinging upon hassle-free trading activities in the electricity market. This has hampered alternative mechanisms to evolve and hindered further improvement in the performance of the Exchanges. It has also led to problems of power liquidity, non-transparent peak management, under-utilization of transmission capacity and optimal functioning of the market. The Committee, therefore, recommend that:

- (i) Power Exchanges need to be made effective paving the way for a level playing field among themselves.
- (ii) Power liquidity in the market should be in the public domain, leading to transparency.
- (iii) Peak management of power should be overhauled and streamlined in an objective manner.
- (iv) There should be real time declaration of transmission capacity so as to minimize any manipulation.

#### *Short Term Contracts*

4. The Committee note that the Power Market is largely dominated by long-term power purchase agreements. However, these long-term contracts have been found to create problem of peak demand as either the buyer is stuck with excess capacity or there is a shortfall in supply. Besides, the storage capacity of electricity is very limited, adding to the problem. To address these shortcomings of the Power Market, there is a need to emphasize short-term and Day Ahead Markets. Before the Power Exchanges, short-term contracts were driven by either direct contracts between parties or through power traders. The Exchanges have restructured the unorganized short-term market, especially Day Ahead Contracts. The new market structure that has evolved over the last few years provides distribution utilities with avenues to optimize their power purchase portfolio and reduce overall power purchase cost. This has brought in real time competition and helped the Power Market in balancing its sale and purchases. However, a lot more needs to be done so as

to instill confidence in the fair functioning of the Power Exchanges. The Committee, therefore, recommend that:

- (i) A mechanism should be evolved to ensure that electricity trading at the Power Exchanges is being done in a proper and effective manner.
- (ii) The short-term contracts need to be redefined so as to make them fit for contracts other than Day Ahead Market.
- (iii) The bulk purchasers of power, *i.e.*, distribution utilities should have some say in the wheeling of the Powers Exchanges.

#### **(B) ROLE OF THE POWER EXCHANGES**

5. The Committee note that the Power Exchanges were set up to mitigate the volatility of power supply and to facilitate the flow of power from surplus to deficit regions. An equilibrium in pricing as well as demand/supply with low transaction cost and efficiency gains is to be maintained by the Power Exchanges. The Central Electricity Regulatory Commission had notified the Power Market Regulations 2010, creating a comprehensive market structure wherein inclusion of all types of products in electricity market has been ensured. The objectives of the Regulations are to ensure fair, neutral, efficient and robust price discovery, provide extensive and quick price dissemination, design standardized contracts and work towards increasing liquidity in such contracts. The primary role of the Power Exchange is to fill the gap in the demand/supply of electricity through trading in the Day Ahead Market. Price discovery is done on the basis of demand and supply bids submitted by participants. In the Day Ahead Market, prices are discovered for every 15 minutes for next day delivery and in case of congestion, Market Splitting Mechanism is adopted. The Committee find that although short-term electricity demands are being met through the Power Exchanges in a structured manner, yet there are scope for human intervention and manipulation. Availability of transmission corridors, real time declaration of transmission capacity, availability of liquidity in the Power Exchanges are some of the areas which indicate the possibility of scope for preferences and choices in the Power Exchanges. The Committee, therefore, recommend that:

- (i) Availability of transmission corridor should be notified in advance to make power trading more meaningful.
- (ii) Efforts should be made to indicate a timeline to ensure that electricity traded will be transmitted within the given time.

- (iii) The Price Discovery Mechanism should be streamlined in such a way that there is no scope for any extraneous intervention.

6. The Committee note that functions of the Power Exchanges, among others, include:

- (i) Providing fair, transparent and neutral platform for trading of electricity;
- (ii) Matching algorithm on the principle of social welfare maximization;
- (iii) Scheduling power through merit order dispatch across the country;
- (iv) Splitting of market to alleviate congestion for delivery of power;
- (v) Providing access to smaller consumers located in remote corners;
- (vi) Having provisions of clearing and settlement mechanism;
- (vii) Round the clock access with introduction of contracts which operate as close as 3 hours to the actual delivery;
- (viii) Monthly operation of renewable energy certificate market;
- (ix) Information dissemination regarding prices discovered for the next day;
- (x) Providing pan India electronic platform for anonymous bids by buyers and sellers;
- (xi) Portfolio optimisation by distribution utilities;
- (xii) Facilitating open access as envisaged in the Electricity Act, 2003;
- (xiii) Ensuring a robust payment security mechanism.

The functions are varied and are meant for development of fair and transparent system. However, it has also led to various problems which are inherent and related to the working of the Power Exchanges. The temporal nature of prices, seasonality of supply and demand dynamics, inadequate transmission network, scope of participant's ability to influence prices, etc. have also been brought

to the fore which require immediate remedial attention. The Committee, therefore, recommend that:

- (i) The areas of functioning of the Power Exchanges need to be safeguarded from external interventions.
- (ii) Functioning of the Power Exchanges should be thoroughly reviewed.
- (iii) Clearing and settlement mechanism needs to be more simple and transparent.

#### (C) PERFORMANCE OF THE POWER EXCHANGES

7. The Committee note that the Power Exchanges offer limited portfolios in the form of Day Ahead Market, Term Ahead Market, Renewable Energy Certificates, etc. Of this, the Day Ahead Market in electricity trading is a vital component and most of the trading revolves around this portfolio. It consists of round the clock, 15 minutes, block-wise, bidding for the next day and the trading is done on all days, irrespective of holidays.

The Term Ahead Market includes products for delivery of electricity for duration upto 11 days, and enables participants to purchase electricity for the same day through intra-day contracts. There is also a provision of Day Ahead Contingency Contract in which trading for a day before delivery after the Day Ahead Market auction is done. In daily contracts, trading upto one week in advance is done for any calendar day. The Committee find that there is some overlapping in the Day Ahead Market and Day Ahead Contingency Contracts. Similarly, daily contracts and weekly contracts are also on the same footing, as the first contract allows trading upto one week in advance, while the weekly contracts goes upto 11 days in advance. The Committee feel that these contracts should have clear and identifiable distinctions as it is difficult to ascertain and comprehend as to how trading in Day Ahead Market is different from Day Ahead Contingency Contract, more so when the bidding is done every 15 minutes in the Day Ahead Market. For any contingency, intra-day contracts can be taken recourse to. Similarly, daily and weekly contracts can also be seen to be overlapping; there is scope for some improvement as there is hardly any justification for having different portfolios for trading upto a week and upto 11 days. Moreover, no figures have been given regarding the volume of electricity traded under these products separately. The Committee, therefore, recommend that:

- (i) The portfolios for trading at the Power Exchanges should be devised in such a way so as to minimize the scope for manipulation and overlapping.

- (ii) Day Ahead Market and Day Ahead Contingency Contract need to be synchronized for better functioning of the Power Exchanges or the conditions for the operation of Contingency Contracts should be spelt out clearly.
- (iii) Similarly, daily and weekly contracts should be reviewed and, if needed, conjoined for better and efficient functioning of the Exchanges.

8. The Committee find that the volume contracted on the Power Exchange platform through Day Ahead Market constitutes about 95 per cent of the electricity traded, while the Term Ahead Market constitutes rest of the 5 per cent of the electricity traded at the Power Exchanges. The Term Ahead Market consists of contracts which are Intra-Day Contract, Day Ahead Contingency Contract, Daily Contracts and Weekly Contracts. The Committee also find that there has been a consistent increase in the trading of electricity under the Day Ahead Market since 2009-10, except for the year 2014-15. Also, this is the portfolio which has the most liquid product. The Term Ahead Market, though increasing, is not so consistent. While there has been increase in the trading volume of electricity at the Power Exchanges, yet it has been only 3.11 % of the total generation of electricity, which speaks about the functioning and performance of the Power Exchanges. Although there has been long-term PPAs, the DISCOMs have been buying electricity through the Power Exchanges to meet their requirements. The Committee note that the functioning of the Power Exchanges is still not very transparent and lacks promptness in delivery. The Committee, therefore, recommend that:

- (i) Reasons as to why the portfolio under the Term Ahead Market is not getting appropriate response should be identified and measures put in place to improve trading through this portfolio.
- (ii) Steps should be taken to popularize the concept of the Power Exchanges so as to make people aware about their role and usefulness in making electricity rates more competitive and transmission efficient.

#### *Price Discovery Mechanism*

9. The Committee note that the Price Discovery Mechanism for the Day Ahead Market is governed by Regulation 11 of the Power Market Regulations 2010. The Regulation provides for the economic principle of social welfare maximization and to create buyer and

seller surplus. It is determined by the Price Discovery Mechanism in which the buyers and sellers at the Power Exchanges have to pay for purchasing or for selling electricity in a specific product category. Price discovery in the context of the Day Ahead Market is done by auction for all the 24 hours which is sub-divided into 15 minutes contracts. It allows simultaneous buy and sell bids and demand-supply curves are formed. The intersection of the two curves is the price for the market which is referred to as the Market Clearing Price. Afterwards, the bids matched are included in the day ahead schedules. Buy trades are settled at below the quoted price and sell trades are settled at above the quoted prices ensuring maximum benefits to both buyers and sellers of electricity. It has also been informed that there is complete anonymity of the bids between members. The congestion management is done through market splitting and financial settlement/ clearing is done by the Exchanges. The Committee find that there is no clarity and transparency with regard to formation of curves; besides it is not known as to what principle is adopted for this when there are multiple buyers and sellers. In what manner will the prior knowledge of quoted price for buying and selling impact the curve making process? The Committee observe that as per the current practice, the Power Exchanges receive Buy Bids and Sell Bids and follow the double sided closed bidding process. As part of the process, the Power Exchanges process the bids for Day-Ahead transactions at the designated time, through a specific algorithm to arrive at Market Clearing Volume (MCV) and Market Clearing Price (MCP). Subsequently, the availability of transmission corridor is verified and bids are re-run in case of congestion to determine market splitting as per requirement and then the final Market Clearing Volume and Market Clearing Price for the surplus and the deficit zones are arrived at separately. The information about the availability of transmission corridor being not known, the bidders are unable to take well-informed decisions before placing their bids. Further, the stakeholders have complained about lack of transparency in the process. Quoting of different prices for trading becomes irrelevant after the price discovery through curve formation which, besides being non-transparent also creates some scope for genuine apprehensions. The Committee are not against the Price Discovery Mechanism, *per se*, but are of the considered view that the process involved requires improvement.

Therefore, in order to make the bidding process more transparent and to avoid human intervention at multiple points, the Committee recommend that:

- (i) The Price Discovery Mechanism should be an open ended process.

- (ii) The process of curve formation should be brought within the public domain.
- (iii) Some alternative mechanism for discovery of prices should be considered which is holistic in nature.
- (iv) The Ministry of Power should expeditiously look into the expansion of transmission network and augmenting transmission capacity/transformation capability, so that transmission congestion and resultant market splitting are avoided.
- (v) POSOCO/NLDC may be directed to declare the availability of transmission corridor in advance, to enable more informed decision making and robust price discovery in the Power Exchanges.
- (vi) The Price Discovery Mechanism needs to be verified to make sure that matching of bids and the resultant prices discovered are fair and not manipulated. While stringent regulatory oversight is the need of the hour, one alternative is to assign the responsibility of price discovery to a neutral Third Party.
- (vii) The Third Party, before initiating the bid process, should consider the availability of transmission corridor and then run the bids through the matching engine to arrive at MCV and MCP. The structure, functional responsibilities, oversight mechanism, etc. for the Third Party service provider may be decided by the CERC.
- (viii) Such an arrangement would enable greater social welfare maximization as the number of bids for price matching will increase (as a result of combining the bids of all the Power Exchanges). This will also encourage establishment of multiple the Power Exchanges and bring in more competition in this segment of the Power Market. The Power exchanges will then compete, based on the services they provide.

#### *Shareholding Pattern*

10. The Committee note that Regulation 22 of the Power Market Regulations, 2010 govern the broad structure of the Power Exchanges and Regulation 19 of the Power Market Regulations, 2010 specifies the share holding pattern of the Power Exchanges. Regulation



19 notes that any shareholder other than a member of the Power Exchanges can have a maximum of 25 per cent shareholding; for a member, the limit has been fixed at 5 per cent. In total, a Power Exchange can have a maximum of 49 per cent of its total shareholding owned by entities (whether directly or indirectly) which are members of the Power Exchanges. The reason given for shareholding pattern is that the Power Exchange should be a demutualised and ring fenced organization and hence a power sector participant may have the stake in the power sector only upto 5 per cent of the total shareholding. The Committee find that despite precautions, the Regulations for shareholding pattern of the Power Exchange provide an opportunity for control of the Exchanges and have led to their mutualisation. The over-bearing presence of one exchange in the electricity sector and its complete command and control exemplifies that the rationale behind the Regulations for shareholding pattern of the Power Exchange did not deliver the desired results. The Committee, therefore, recommend that:

- (i) Regulation 19 of the Power Market Regulations, 2010 should be revised to find out as to why it has failed in its objective.
- (ii) Shareholding pattern of the Power Exchanges need to be made wide ranging and demutualised with the involvement of stakeholders of every segment of the electricity sector.

#### (D) CROSS BORDER ELECTRICITY TRADE

11. The Committee note that cross border trading of electricity has now become a reality in view of cooperation in the sector with neighbouring countries like Bangladesh, Nepal and Bhutan. About the expected size and implications and how these tradings may help India, the Committee have been apprised that out of 500 MW of inter-connectivity with Bangladesh, 50 MW can flow on the Exchanges. With Nepal, one transmission line is being strengthened which can have a maximum of 50 MW of transaction while with Bhutan a maximum of 120 MW can come through the Exchanges. It has also been reported that optimal utilization of resources is the potential gain of cross border transactions. Hydro resources of the neighbouring country could be utilized to balance load/generation variations and also for handling intermittent renewable energy sources of the country. The Committee have been informed that trade in electricity can help bring down energy prices, mitigate power shocks, relieve shortages, facilitate decarbonization and provide incentives for market extension and integration. Regions with low cost generation

resources could become net exporters of power, while electricity customers in high cost areas could benefit from cheaper imports. The Committee note that Cross Border Trade may provide an emergency back-up for the existing system during shortages or plant outages and may also facilitate developing countries to opt for more Renewable Energy. Therefore, the Committee recommend that:

- (i) India should play a leading role in facilitation of Cross Border Electricity Trade among its neighbours, without compromising on the Energy Needs of its own people, and should ensure that such a system does not worsen initial distortions in regional markets.
- (ii) The Ministry and the CERC must formulate policies and regulations related to pricing of Electricity as a commodity for transmission, in coordination and harmonization with the neighbouring countries as different countries follow different regulatory practices which lead to difference in electricity pricing in the Indian Subcontinent.
- (iii) The pricing of electricity coming from across the border should also be congenial and amenable to our market.

#### (E) RENEWABLE ENERGY CERTIFICATES

12. The Committee note that trading of Renewable Energy Certificate has been introduced with a view to ensuring the fulfillment of RPO by the DISCOMs and State utilities. However, the mechanism adopted to achieve the objective is not transparent. It has been stated that the total quantity of certificates (solar and non-solar separately) placed for dealing at the Power Exchanges by the eligible entity shall be less than or equal to the total quantity of valid certificates held by eligible entity as per the records of the central agency, *i.e.*, the National Load Dispatch Centre, and will be dealt with by the Power Exchanges within the price band specified by the CERC from time to time. It is done through bidding; the eligible entities place their offers and the buyers shall place their bids through the trading platform of the respective Power Exchange. Thereafter, the Power Exchange shall send the maximum bid volume for each of the eligible entity which has placed offer on that Exchange to the central agency for verification of the quantity of valid REC available with the eligible entity concerned. The central agency then check the combined maximum bid volume in the Power Exchange for each eligible entity against the quantity of valid RECs for that entity and thereafter send a report to the Power Exchange confirming the

availability of valid REC with the eligible entity. Market Clearing Price and Market Clearing Volume are worked out taking into account the advice from the central agency and then the final clear trades are sent to the central agency for extinguishing of RECs sold in the records of the central agency. The Committee find that although the process of trading in REC appear to be transparent, yet there is scope for vested interventions, as RPO is decided by Regulatory Commissions and are to be complied with by the DISCOMs. Ensuring compliance is the responsibility of the regulatory bodies. The availability of certificates is ascertained only after the receipt of the bids. This system need to be reviewed particularly in the context that this mechanism has not yielded the desired results and to examine whether this system is at all required to meet our renewable commitments. It is nothing but a process involving exchange of money to fulfill the commitment, and to achieve this, having the involvement of multiple agencies like CERC, NLDC, power exchanges etc. does not appear to be logical. Can there not be some price adjustment mechanism without the involvement of multiple agencies? After all, the target of this entire process is achieved only through the money changing hands for the intended purpose. The Committee, therefore, recommend that:

- (i) To meet the RPO, some alternative mechanism should be explored immediately without involving RECs.
- (ii) If the current system is continued, then it should be ensured that it functions with integrity in an open manner. There should be no scope for manipulations in the trading of RECs and the involvement of agencies should be minimized to the bare minimum.

13. The developers generate revenue through sale of Renewable Power to the utilities at the pooled cost of power purchase of such utility as determined by the Appropriate Commission or to any other licensee or to an open access consumer at a mutually agreed price, or through the power exchange at market determined price. The developers also generate revenue from the sale of environmental credits in the form of Renewable Energy Certificates issued to them as per the terms and conditions provided for in the Central Electricity Regulatory Commission (Terms and Conditions for recognition and issuance of Renewable Energy Certificate for Renewable Energy Generation) Regulations, 2010 (and amendments notified from time to time). The Committee were informed that Obligated entities such as DISCOMs; Open Access & captive users; Generators, that generate power from renewable sources of energy; State Agency, such as

State Load Dispatch Centre; Central Agency, such as POSOCO; and the Power exchanges, where the transactions take place are involved in the REC mechanism. However, the Committee note that most of the States are not enthusiastic about meeting their Renewable Purchase Obligations. As per data provided by the Ministry, while the North-Eastern States like Arunachal Pradesh, Meghalaya, Mizoram, Nagaland, etc. and Tamil Nadu and Karnataka have achieved their Renewable Energy Targets, other States have not been able to comply fully with their Renewable Purchase Obligations. The Committee were also informed that on 16th March, 2015, the Ministry of Finance had released an incentive grant of around Rs. 5000 crore for incentivizing RPO compliance to the States. Despite such incentives, it seems that States are not willing to comply with their Renewable Purchase Obligations which *prima-facie* points to a systemic flaw in the working of the concept of Renewable Energy Obligations. Keeping in view the importance of Renewable Energy and the utmost need to increase the share of Renewable Energy in India's Energy mix, the Committee recommend that:

- (i) The Ministry should devise some awareness programme to encourage States to fulfil their RPO targets and help them to comply with reasonable RPO requirements so as to enable the country to meet International Commitments.
- (ii) If need be, for ensuring stricter compliance with the Power Market Regulations, the Ministry may come up with some Penal Provisions for non-complying States so that such States may fall in line and make every effort to fulfil their Renewable Energy Obligations.
- (iii) Reasons should also be analyzed as to why the incentive scheme of the Government has not been successful in getting proper response from the States.

#### (F) ROLE OF REGULATORS

14. The Committee note that the regulators have been entrusted with the responsibility of development of the Power Market as laid down in the Electricity Act which specifies that the appropriate Commission shall endeavour to promote the development of a market (including trading) in power in such a manner as may be specified, and shall be guided by the National Electricity Policy. The National Policy enjoins upon the appropriate Commission to undertake consultation for the development of market and to provide regulation for the Power Exchanges. Accordingly, the Commission has taken a

series of steps, including issuance of guidelines and notification of market regulations. These regulations also provide for qualification and disqualification for the appointment of Director in the Board of a Power Exchange. It *inter alia* includes Risk Management Mechanism Requirement and framework for market oversight and surveillance. The regulations of the regulator are extended to Day Ahead Markets, Term Ahead Markets, Renewable Energy Certificates, etc. The Committee has been apprised that these regulations have ensured that the market functions in a fair and transparent manner. The market intermediaries like electricity traders and market infrastructure like the power exchanges are regulated through these regulations. In addition, the CERC has notified a series of enabling regulations for the development of the Power Market and for promoting power trading. The Committee have also been apprised that absence of market access for buyers and sellers of electricity, evacuation infrastructure for seamless flow of electricity, safe and secure operation of the grid are some of the major bottlenecks that are hindering the growth of the electricity sector. The Committee find that despite wide ranging regulations in this regard, the problems afflicting the sector are very evident. Inaccessibility to the market for buyers and sellers, evacuation inadequacy, etc., are not insurmountable problems. If this is hampering the growth of the market, then the regulations of the CERC seems to have failed in achieving the desired objective. The Committee, therefore, recommend that:

- (i) It should be ascertained as to why the regulations of the CERC have not yielded the desired results and whether these regulations are conducive for the development of the market.
- (ii) In what manner the sector can be eased from over regulations, and it is left to develop on its intrinsic strength.

15. The Committee note that regulations of grant of connectivity, long-term excess and mid-term open excess in inter-State transmission aim at providing transmission products of different varieties, standardization of procedures, defining timelines and ensure level playing field among different categories of market players. CERC has also provided for deemed concurrence of SLDC for open excess if their decision is not given within a specified timeframe. Grid code and deviation settlement mechanism regulations are also there for maintaining grid discipline. The Committee have been apprised that the Commission's initiative in regard to grid discipline, deviation

settlement mechanism and grid security has resulted in improved reliability of power supply. However, close observance of these factors also lead to the conclusion that denial of permission by the State Load Despatch Centers, delay in the name of grid discipline and non-transparent settlement mechanism have led to manipulation of the activities. The Committee, therefore, recommend that:

- (i) The necessity of prior permission from State Load Despatch Centre should be reconsidered and done away with.
- (ii) It should be ensured that no malpractices is being resorted to in the garb of grid discipline.
- (iii) Deviation Settlement Mechanism should be open and transparent.

16. The Committee note that there is an over-bearing presence of the Central Electricity Regulatory Commission in the electricity sector to regulate and promote it. In pursuance of its duties, the Commission has framed guidelines, issued regulations, and formed Committees to oversee the sector. CERC has also initiated some governance control mechanism at power exchanges. This is done through Risk Management Committee, Market Surveillance Committee, Annual IT System Audit for Data Security, Data Integrity and Operational Efficiency, Annual Report along with Audited Balance Sheet, Monthly Report on Data on Prices and Volumes, and Reviewing of the Power Exchanges, etc. The Committee also find that all functions, varying from framing of regulations, their execution, amendments and dispute resolutions, revolve around the regulator. It has appropriated functions which should have been divided and delegated to other bodies for fairness and transparency in the sector. It has assumed the role of Judge, Jury and Executioner and in such a situation it is but obvious that fairness and objectivity can be compromised. Execution of the regulations and dispute resolutions should have been with different entities to make this sector competitive and transparent. The Committee, therefore, recommend that:

- (i) Role and responsibilities of CERC should be reviewed thoroughly to make the system at the Power Exchanges fair and objective.
- (ii) The functions of execution of regulations and dispute resolutions should be assigned to other bodies as the concentration of these powers in one entity compromises the principle of division of responsibilities for efficient and transparent functioning.

- (iii) If need be, the CERC itself may be sub-divided and each individual unit may be made autonomous for due discharge of its differentiated responsibilities.

17. The Committee observe that the determination of tariff by the regulator has not helped the market in its proper growth. The Committee were apprised that the regulator has fixed the tariff at Rs. 7.90 which is not compatible with the concept of open and competitive economy and the Committee find no rationale behind fixation of tariff by the regulator. When asked about it, the Committee was informed that Section 62 of the Electricity Act provides for determination of tariff by the Electricity Regulatory Commission. Further, as per Section 63 of the Act, the appropriate Commission shall adopt the tariff if such tariff is determined through a transparent process of bidding. The Electricity Act, 2003 does not provide for determination of tariff for short-term power as it varies from the tariff determined under Section 62 and Section 63 of the Act. This is due to the inherent differences in these products in terms of duration and certainty of contract, besides need for hedging against market risks. On being queried about how and from where the regulator arrives at these prices and what is the methodology used to arrive at the price, the Committee was informed that CERC determines the tariff in accordance with Section 62 of the Electricity Act, 2003. The Committee find that this exercise of determining tariff by the CERC is not helpful in the development of the Sector. Fixation of the tariff at Rs.7.90 is beyond comprehension when electricity is being traded at a much lower tariff. Moreover, the high tariff is also detrimental to growth as the consumer may desist from buying electricity at a higher rate. The Committee, therefore, recommend that:

- (i) The determination of tariff of electricity by the CERC under various provisions of the Electricity Act, 2003 should be reviewed.
- (ii) Tariff determined by the regulator should reflect the market sentiments and support the market, involving all the stakeholders, *i.e.* generator, consumer, etc.
- (iii) The ultimate benefit of tariff determination should accrue to the consumers and should also benefit the generators to strive for increased generating activities.

*In conclusion, the Committee sum up that:*

- (i) Phase-I of the power reform had started with the Electricity Act, 2003 and as a sequel to that the Power Exchanges came into existence in the year 2008.

- (ii) The quantum of trading at the Power Exchanges has been between 1% and 3% of the total power generation for the last few years.
- (iii) The concept of healthy and transparent use of the Power Exchange as a trading platform in India is yet to begin. Earlier, the power rates were in the range of Rs. 6 to Rs. 16 while at present the prices have come down to Re. 1 per unit.
- (iv) It is observed that the rates of power at the Power Exchanges are manipulated and are shown as market determined. The same are used to fix the power price to be payable by the consumers. This is nothing but abuse of the concept of Power Exchanges as an open and efficient platform.
- (v) The short supply of power to the tune of 1% to 3% multiplies the rates of power per unit as stated by supplier/ DISCOMs and other stake holders. Fixing this as a market determined price is nothing but a mockery and misuse of the system. This arbitrary fixing of benchmark prices by the agencies concerned is shocking.
- (vi) The Committee feel that due to manipulation and non-transparency, 97% trade is going to one power exchange, *i.e.* IEX. All the authorities concerned, including CERC, State regulators and officials concerned, have either ignored or allowed themselves to be used for such monopolistic hegemony.
- (vii) The Committee is shocked as to how a scam ridden company and promoter of FTIL/NSEL/IEX, who is debarred from all the positions and from participation in the activities of the exchange, have been allowed to continue with the control of IEX till 2015.
- (viii) After interaction with a cross-section of stake holders, the Committee feel that monopoly of one power exchange should be avoided as this is corrosive to the healthy functioning of the system and against the interests of the people.
- (ix) After the NSEL scam episode, the experience of all the stake holders, as apprised to the Committee, is that there should be at least two well functional power exchanges in the market.



- (x) The Committee is of the view that the Ministry/PSUs/ Regulators/State DISCOMs must play a healthy role to ensure that there is healthy competition in the power sector.
- (xi) As we are entering the next phase of power reforms, development of a future product such as allowing two days ahead transactions, etc. may be considered.
- (xii) Implementation/execution of the order of CERC regarding dilution of FTIL share holding in IEX needed to be checked thoroughly. It is the duty of the Ministry/Regulator to see that no cross holding/holding through share companies/ buy back arrangement/control/cross control by promoter of FTIL is allowed in any form.
- (xiii) Forensic audit must be ordered to check such cross control/ non-transparent control/share holding of IEX by promoter of FTIL in the IEX.
- (xiv) The conflict between CERC and SEBI regarding controlling of power/commodity exchange has resulted into a legal battle between the two. Both the regulators have now approached the Supreme Court on the issue as to who will regulate the Power Exchanges. The Committee feel that the Government should come out with a conclusion and total clarity on the matter. The Ministry of Finance and the Ministry of Power should sort out this issue amicably in the larger interest of the sector.

NEW DELHI;  
18 April, 2016  
29 Chaitra, 1938 (Saka)

DR. KIRIT SOMAIYA,  
*Chairperson,*  
*Standing Committee on Energy.*

DETERMINATION OF GENERAL TARIFF BY CERC

The provisions contained in Section 61 (h) read with Section 62 of the Electricity Act, 2003 and the Tariff Policy provide for determination of generation tariff and to promote co-generation and generation of electricity from renewable sources of energy. The recently notified Revised Tariff Policy, 2016 also provides for the Discoms to mandatorily purchase the entire power generated from Waste to Energy plants. The relevant extract is provided below.

***“6.4 Renewable sources of energy generation including Co-generation from renewable energy sources:***

(1) .....

(i) ...

*(ii) Distribution Licensee(s) shall compulsorily procure 100% power produced from all the Waste-to-Energy plants in the State, in the ratio of their procurement of power from all sources including their own, at the tariff determined by the Appropriate Commission under Section 62 of the Act.*

*(iii)...*”

The Commission received references from the Ministry of Urban Development (copy enclosed) (MoUD) referring to the key objective of Swachh Bharat Mission of processing 100% solid waste generated in cities/towns by 2nd October 2019 and informing the non operation of many Waste to Energy plants in the past due to issues such as non-purchase of power by DISCOMs at preferred tariff. It sought the intervention of the Central Electricity Regulatory Commission to determine generic tariff for electricity generated by the Waste to Energy plants.

The CERC, considering the importance of solid waste management in India as also to promote stakeholders to play their role in contributing to a cleaner environment by setting up Waste to Energy plants, issued draft amendment to Central Electricity Regulatory Commission (Terms and Conditions for Tariff determination from Renewable Energy Sources) Regulations, 2012 providing for determination of tariff of electricity generated from Waste to Energy plants.

Accordingly, the CERC invited comments from all stakeholders and also conducted Public Hearing to ascertain the views of interested stakeholders in the subject matter. The Commission also sought information from MNRE. The Commission, thereafter taking due cognizance of the responses received from stakeholders notified the final regulations along with the Statement of Reasons.

The components for determination of tariff for "Waste to energy" projects comprise of Technical and Financial parameters including determination of capital cost. While the Technical Parameters include, specification of Plant Load Factor (PLF), Auxiliary Consumption, Station Heat Rate (SHR), Calorific Value of Fuel, the Financial Parameters include, debt-equity ratio, O&M Cost, fuel cost, interest and finance expenses, depreciation, working capital etc.

The values for the above parameters have been determined based on the technology adopted by the generator, specifications shared by the MNRE and MoUD and norms already specified in respect of plants currently in operation in various States. The norms specified by various SERCs including MPERC, GERC, MERC etc. were examined by the Commission.

Accordingly, the details of the norms specified by CERC against various parameters for Refuse Derived Fuel based Waste to Energy plants (*i.e.* @ Rs. 7.90 per unit), are summarized and provided as Appendix-I.

**APPENDIX I**  
**RDF WASTE PROJECT**

Sl.No.	Assumption Head	Sub-Head	Sub-Head (2)	Unit	Assumptions
1	2	3	4	5	6
1.	Power Generation	Capacity	Installed Power Generation Capacity	MW	1
			Auxillary Consumption during stabilization	%	15.00%
			Auxillary Consumption after stabilization	%	15.00%
			PLF (Stabilization for 6 months)	%	65%
			PLF (during first year after Stabilization)	%	65%
			PLF (second year onwards)	%	80%
			Useful Life	Years	20
2.	Project Cost	Capital Cost/MW	Power Plant Cost	Rs. Lacs/ MW	900.000
3.	Financial Assumptions	Debt: Equity	Debt	%	70%
			Equity	%	30%
			Total Debt Amount	Rs. Lacs	630.000
			Total Equity Amount	Rs. Lacs	270.000
		Debt Component	Loan Amount	Rs. Lacs	630.00
			Moratorium Period	years	0
			Repayment Period (Incl. Moratorium)	years	12
			Interest Rate	%	13.00%
		Equity Component	Equity amount	Rs. Lacs	270.00
			Return on Equity for first 10 years	% p.a.	20.00%
			Return on Equity after 10 years	%	24.00%
			Weighted average of ROE	%	22.00%
			Discount Rate (equiv. to WACC)	%	10.81%
4.	Financial Assumptions	Fiscal Assumptions	Income Tax	%	33.990%
			Depreciation		
			Depreciation Rate (power plant)	%	5.83%
			Depreciation Rate 13 year onwards	%	2.51%
5.	Working Capital	For Fixed Charges	O&M Charges (% of O&M exepenses)	Months	1
			Maintenance Spare		15%
			Receivables for Debtors	Months	2
		For Variable Charges	RDF Stock	Months	4
			Interest on Working Capital	%	13.50%
6.	Fuel Related Assumptions	Heat Rate	After Stabilisation period	Kcal/kwh	4200
			During Stabilization period	Kcal/kwh	4200
		RDF	RDF Price	Rs/T	1800.00
			GCV	Kcal/kg	2500
			RDF Price Escalation Factor		5.00%

1	2	3	4	5	6
7.	Operation & Maintenance	O&M Expenses (2015-16)		Rs. Lacs	54.00
		O&M Expenses Escalation		%	5.72%
		O&M Expenses (2015-16)		Rs. Lacs	54.00%
Total No. of Hours				Hrs	8760

**FY 2015-16**

Variable Cost = Rs. 3.56/kWh  
 Levelised Tariff (Fixed) = Rs. 4.34/kWh  
 Applicable Tariff = Rs. 7.90/kWh

## ANNEXURE II

PRICE OF SHORT-TERM TRANSACTIONS OF ELECTRICITY (Rs./kWh)  
DECEMBER 2015 (DAY-WISE)

Market Segment Date	Day ahead market of IEX			Day ahead market of PXIL		
	Mini- mum ACP	Maxi- mum ACP	Weighted Average Price*	Mini- mum ACP	Maxi- mum ACP	Weighted Average Price*
1	2	3	4	5	6	7
1-Dec-15	1.00	5.16	2.47	2.10	3.49	2.62
2-Dec-15	1.74	4.80	2.74	2.50	2.50	2.50
3-Dec-15	0.80	8.01	2.63	2.75	2.75	2.75
4-Dec-15	1.00	4.50	2.42	2.65	2.65	2.65
5-Dec-15	0.90	4.51	2.48	2.50	2.50	2.50
6-Dec-15	0.81	4.30	2.16	1.98	3.01	2.81
7-Dec-15	0.60	4.50	2.12	2.00	3.51	2.82
8-Dec-15	0.60	5.00	2.32	2.00	3.01	2.76
9-Dec-15	0.79	4.80	2.35	2.00	3.01	2.74
10-Dec-15	1.00	4.50	2.37	2.00	3.01	2.40
11-Dec-15	0.60	4.70	2.12	1.95	3.51	2.59
12-Dec-15	0.80	5.30	2.48	1.75	2.81	2.30
13-Dec-15	1.15	4.00	2.26	1.86	3.51	2.44
14-Dec-15	1.10	5.20	2.66	1.86	3.51	2.42
15-Dec-15	1.75	5.21	2.74	1.89	3.33	2.63
16-Dec-15	1.10	5.51	2.47	2.04	3.72	2.70
17-Dec-15	1.74	7.50	2.62	2.60	2.60	2.60
18-Dec-15	1.92	7.50	3.07	1.87	3.17	2.67
19-Dec-15	1.30	5.50	2.88	3.20	3.20	3.20
20-Dec-15	1.00	5.01	2.60	2.80	2.80	2.80

1	2	3	4	5	6	7
21-Dec-15	1.30	8.00	3.12	1.93	6.01	3.15
22-Dec-15	1.00	5.20	2.89	2.00	3.55	3.15
23-Dec-15	1.04	7.00	2.80	2.20	3.50	2.85
24-Dec-15	1.65	4.53	2.65	2.05	3.35	2.70
25-Dec-15	1.48	4.90	2.54	2.10	3.21	2.63
26-Dec-15	1.05	7.00	2.50	2.00	3.08	2.50
27-Dec-15	0.85	5.50	2.22	2.02	2.90	2.40
28-Dec-15	0.80	5.20	2.40	2.12	3.00	2.50
29-Dec-15	0.80	3.32	2.34	2.22	3.10	2.60
30-Dec-15	0.81	4.45	2.41	2.07	2.95	2.45
31-Dec-15	0.90	7.00	2.49	2.07	2.95	2.45
	0.59#	8.01#	2.52	1.75#	6.01#	2.67

Source: Data on price of PX transactions from IEX and PXIL and data on DSM Price from NLDC.

\*Weighted average price computed based on Area Clearing Volume (ACV) and Area Clearing Price (ACP) for each hour of the day. Here, ACV and ACP represent the scheduled volume and weighted average price of all the bid areas of power exchanges.  
#Maximum/Minimum in the month.

## ANNEXURE III

## LIST OF BUYERS WITH IEX (2014-15)

Sl.No.	Name of the Buyer	State	Buy Volume (MUs)
1	2	3	4
1.	Essar Steel India Ltd.	Gujarat	1975.56
2.	MSEDCL	Maharashtra	1854.29
3.	Uttar Pradesh Power Corporation Ltd. (UPPCL)	Uttar Pradesh	1771.04
4.	Uttarakhand Power Corp. Ltd.	Uttarakhand	1181.48
5.	Bihar State Power Holding Company Ltd., Patna	Bihar	1076.29
6.	WBSEDCL	West Bengal	986.81
7.	Torrent Power Ahmedabad	Gujarat	958.75
8.	JVVNL	Rajasthan	939.91
9.	Southern Power Distribution Company of Telangana Limited	Telangana	882.26
10.	BSES Rajdhani Power Limited (BRPL)	Delhi	830.72
11.	R Infra (D)	Maharashtra	775.88
12.	KSEB	Kerala	738.63
13.	Punjab State Power Corporation Ltd.	Punjab	605.20
14.	Southern Power Distribution Company of AP Ltd.	Andhra Pradesh	521.93
15.	ASEB	Assam	511.69
16.	TPCL	Maharashtra	329.52
17.	Well Known Polyesters Ltd.	Daman & Diu	318.78
18.	Bharat Aluminium Company Ltd.	Chhattisgarh	301.76



1	2	3	4
19.	J & K Power Development Department	J&K	293.23
20.	APCPDCL	Andhra Pradesh	253.39
21.	Durgapur Projects Limited (DPL)	West Bengal	225.03
22.	JSL Ltd.	Haryana	223.04
23.	Arvind Limited	Gujarat	198.35
24.	Grasim Industries Ltd. (Chemical Division)	Madhya Pradesh	182.85
25.	CESC	West Bengal	162.27
26.	DCM Shriram Limited, Kota	Rajasthan	158.03
27.	RSWM Ltd.	Rajasthan	145.51
28.	Torrent Power Surat	Gujarat	110.75
29.	GRIDCO	Odisha	109.90
30.	Lafarge India Pvt.Ltd. Nimbahera	Rajasthan	98.15
31.	AIA Engineering Ltd.	Gujarat	94.81
32.	Hindustan Zinc Ltd.	Rajasthan	94.13
33.	Sangam (India) Limited	Rajasthan	94.02
34.	Tamil Nadu	Tamil Nadu	92.71
35.	Mawana Sugars Unit SIEL Chemical Complex RPJ	Punjab	85.96
36.	Punjab Alkalies & Chemicals Ltd.	Punjab	85.44
37.	Kanchan India Ltd., Bhilwara	Rajasthan	83.54
38.	Birla Corporation Chanderia Cement	Rajasthan	79.70
39.	Nitin Spinners Limited, Hamirgarh	Rajasthan	76.34
40.	CSP Distribution Co. Ltd.	Chhattisgarh	76.03
41.	Himachal Pradesh	H.P.	76.00
42.	Hindalco Industries Ltd. (Mahan Aluminium)	Madhya Pradesh	75.83
43.	Jindal Saw Limited, Bhilwara	Rajasthan	75.35
44.	Hindustan National Glass & Industries Ltd.	Haryana	75.30

1	2	3	4
45.	Amtek India Ltd.	Rajasthan	70.72
46.	MP Power Management Co Ltd.	Madhya Pradesh	70.15
47.	BEST	Maharashtra	66.58
48.	Binani Cement Limited	Rajasthan	66.13
49.	Electrotherm (I) Ltd.	Gujarat	64.85
50.	Tata Power Delhi Distribution Limited	Delhi	60.64
51.	Manipur State Power Distribution Company Limited (MSPDCL)	Manipur	59.84
52.	Electricity Wing of UT Chandigarh	Chandigarh	56.49
53.	Green Valley Industries Limited	Meghalaya	54.82
54.	Dr. Reddy Laboratories Ltd.	Telangana	51.93
55.	Shyam Century Ferrous (A Division of Star Ferro & Cement Ltd.)	Meghalaya	51.84
56.	Rajasthan Textile Mills (unit of Sutej Textiles and Industries Ltd.)	Rajasthan	50.77
57.	Ultratech Cement Ltd.	Rajasthan	49.60
58.	Shree Digvijay Cement Co Ltd.	Gujarat	47.86
59.	Sunbeam Auto Pvt.Ltd.	Haryana	46.69
60.	Maharaja Shree Umaid Mills Ltd.	Rajasthan	44.66
61.	Rashtriya Ispat Nigam Limited Visakhapatnam Steel Plant	Andhra Pradesh	41.54
62.	ACC Limited	Karnataka	40.75
63.	Praxair India Private Limited Ginigera Koppal	Karnataka	40.32
64.	Biocon Limited	Karnataka	39.85
65.	Aarvee Denims and Exports Ltd.	Gujarat	39.66
66.	Cisco Systems (India) Pvt. Ltd.	Karnataka	39.28
67.	Garg Acrylics LDH	Punjab	37.40
68.	Kirloskar Ferrous Industries Ltd. Bevinahalli	Karnataka	37.33

1	2	3	4
69.	National Engineering Industries Ltd.	Rajasthan	36.61
70.	Sree Rayalaseema Alkalies and Allied Chemicals Ltd.	Andhra Pradesh	36.00
71.	ASR Multimetals Pvt.Ltd.	Gujarat	35.91
72.	IFFCO (Plant Kandla)	Gujarat	35.87
73.	Piramal Glass Ltd.	Gujarat	35.66
74.	Ginni International Ltd.	Rajasthan	34.92
75.	Nahar Mills (Dera Bassi)	Punjab	34.67
76.	Munjal Kiri Industries Pvt. Ltd., Gurgaon	Haryana	34.15
77.	BSL Ltd., Hamirgarh	Rajasthan	34.00
78.	Steel Authority of India Ltd., Salem	Tamil Nadu	33.87
79.	Nirma Ltd.	Gujarat	33.32
80.	Synergy Steels Ltd.	Rajasthan	33.31
81.	Mother Dairy (A Unit of GCMMF Ltd.)	Gujarat	33.26
82.	Asarwa Mills	Gujarat	33.18
83.	National Steel Agro	Madhya Pradesh	33.15
84.	Star Wire (India) Limited	Haryana	32.94
85.	DCM Textiles Ltd.	Haryana	32.74
86.	Mammon Concast P Ltd., Dholpur	Rajasthan	31.70
87.	Rico Auto Industries Ltd.	Haryana	31.44
88.	ST Cottex Pvt. Ltd.	Punjab	31.26
89.	SEL Textiles Limited	Rajasthan	30.99
90.	Hindustan Copper Ltd., Khetri Nagar	Rajasthan	30.56
91.	Cement Manufacturing Company Limited	Assam	30.40
92.	Charbhuja Ispat (India) Pvt. Ltd. Hamirgarh Bhilwara	Rajasthan	30.20
93.	Lupin Limited, Mandideep	Madhya Pradesh	30.13

1	2	3	4
94.	Meghalaya Power Distribution Corporation Limited (MePDCL)	Meghalaya	30.12
95.	Jay Bharat Steel Corporation	Gujarat	29.97
96.	Dalmia Cement L	Andhra Pradesh	29.92
97.	Shree Grinding Unit	Uttarakhand	29.64
98.	Sportking Industries	Punjab	28.99
99.	Ambuja Cement Jaitaran	Rajasthan	28.84
100.	HSIL Limited	Telangana	28.14
101.	Sintex Ind Ltd. Kalol	Gujarat	27.96
102.	Mylan Laboratories Ltd.	Telangana	27.33
103.	Prime Rolling Mills Pvt. Ltd. Hamirgarh Bhilwara	Rajasthan	27.23
104.	Shree Rajasthan Syntex Ltd.	Rajasthan	27.08
105.	Parasakti Cement Industries Ltd.	Andhra Pradesh	26.76
106.	Sewa Steels Pvt. Ltd., Bhiwadi	Rajasthan	26.64
107.	Amara Raja Batteries Ltd.	Andhra Pradesh	26.38
108.	Mangla Ispat (Jaipur) Ltd.	Rajasthan	26.22
109.	M.D. Inducto Cast Pvt. Ltd.	Gujarat	26.21
110.	Alok Industries Ltd.	Dadra & Nagar Haveli	26.21
111.	Hind Spinners (Hind Syntex Ltd.)	Madhya Pradesh	26.19
112.	Modern Insulators Limited, AbuRoad	Rajasthan	25.84
113.	Platinum Alloys Pvt. Ltd.	Arunachal Pradesh	25.82
114.	Havells India Ltd.	Rajasthan	25.58
115.	SRF Limited, Malanpur	Madhya Pradesh	25.27
116.	Unitech Ltd.	Haryana	25.10
117.	Zuari Cement Ltd.	Andhra Pradesh	24.73
118.	Ramayana Ispat Pvt. Ltd.	Rajasthan	24.70
119.	Kajaria Ceramics Ltd.	Rajasthan	24.69

1	2	3	4
120.	Balkrishna Industries Ltd., Bhiwadi	Rajasthan	24.65
121.	Ashima Limited	Gujarat	24.62
122.	Chiripal Poly Films Limited	Gujarat	24.16
123.	Soma Textiles & Industries Ltd.	Gujarat	24.00
124.	Sterling Bio Tech Ltd.	Gujarat	23.93
125.	Shriram Pistons & Rings Ltd., Pathredi	Rajasthan	23.91
126.	Pratibha Syntex Ltd.	Madhya Pradesh	23.89
127.	Perfect Filaments Ltd. (HTC No 1059)	Daman & Diu	23.76
128.	Dr. Reddy Laboratories	Andhra Pradesh	23.59
129.	Rathi Bars Ltd. Khushkhera, Bhiwadi	Rajasthan	23.38
130.	Vardhman Yarn	Madhya Pradesh	23.12
131.	Nahar Sambhav Mill LDH	Punjab	22.72
132.	Radha Smelters Ltd.	Telangana	22.59
133.	K.B. Ispat Pvt.Ltd.	Gujarat	22.58
134.	Intas Pharmaceuticals Ltd.	Gujarat	22.38
135.	Birla Textile Mills (Div. of Chambal Fert. & Chem. Ltd.)	H.P.	22.25
136.	Trident Limited, Budhni	Madhya Pradesh	22.22
137.	M.P.K. Ispat India Pvt. Ltd.	Rajasthan	21.92
138.	Shree Rajasthan Syntex Ltd. Division SRS	Rajasthan	21.83
139.	Laxcon Steels Ltd.	Gujarat	21.75
140.	Mylan Laboratories Limited	Andhra Pradesh	21.58
141.	Shree Salasar Industries	Arunachal Pradesh	21.58
142.	AT & S India Pvt. Ltd., Nanjangud, Mysore	Karnataka	21.55
143.	Jaypee Himachal Cement Plant	H.P.	21.49
144.	Goodyear India Ltd.	Haryana	21.47

1	2	3	4
145.	Nahar Fibres MET	Punjab	21.21
146.	Ajanta Limited	Gujarat	20.81
147.	New Vardhman Vitrified Pvt. Ltd.	Gujarat	20.52
148.	India Glycols Ltd.	Uttarakhand	20.52
149.	Vardhman Polytex Ltd.	Punjab	20.22
150.	Tirthak Paper Mill Pvt. Ltd.	Gujarat	20.22
151.	Ritspin Synthetics Ltd.	Madhya Pradesh	19.92
152.	The Ashok Mills Ltd.	Gujarat	19.79
153.	RNB Cement Limited	Meghalaya	19.77
154.	SEL Textile Limited Hansi	Haryana	19.73
155.	Balaji Industrial Products Ltd. Jhotwara	Rajasthan	19.68
156.	Alps Industries Ltd.	Uttarakhand	19.59
157.	Maral Overseas Nimrani	Madhya Pradesh	19.51
158.	DRA Industries Limited	Andhra Pradesh	19.37
159.	Kamdhenu Ispat Limited, Bhiwadi	Rajasthan	19.36
160.	Shriram Rayons Kota	Rajasthan	19.19
161.	Arihant Spinning Mills MET	Punjab	19.07
162.	Mangalam Cement Ltd.,,, Modak	Rajasthan	19.02
163.	Nagarjuna Agrichem Ltd.	Andhra Pradesh	18.58
164.	Wearit Global Ltd.	Madhya Pradesh	18.31
165.	A One Steel and Alloys Private Limited, Gowribidanur	Karnataka	18.21
166.	Birla Corporation Ltd., Satna	Madhya Pradesh	18.19
167.	Saint Gobain Glass India Ltd., Bhiwadi	Rajasthan	17.99
168.	R.M. Mittal Steels (P) Ltd.	Rajasthan	17.80
169.	Global Health Pvt. Ltd., Gurgaon	Haryana	17.60
170.	Wonder Cement Limited, Nimbahera	Rajasthan	17.53

1	2	3	4
171.	Electricity Dept Goa (EDG)	Goa	17.28
172.	SATYAM Ispat Ltd.	Arunachal Pradesh	17.17
173.	Aditya Birla Nuvo Limited, Veraval	Gujarat	17.09
174.	Otsuka Chemical India Pvt. Ltd., Keshwana Rajpoot	Rajasthan	16.95
175.	Shri Tirupati Steelcast Limited	Andhra Pradesh	16.92
176.	Antique Marbonite Pvt. Ltd.	Gujarat	16.69
177.	Shri Jindal Tor (India) Pvt. Ltd.	Rajasthan	16.60
178.	Pushpit Steels Pvt. Ltd.	Andhra Pradesh	16.41
179.	Aurobindo Pharma Ltd.	Telangana	16.40
180.	Hindusthan National Glass & Industries Ltd.	Andhra Pradesh	16.34
181.	Hindustan Syringes and Medical Devices Ltd., Faridabad	Haryana	16.33
182.	Viki Industries Pvt. Ltd.	Andhra Pradesh	16.32
183.	DSR Steel Pvt. Ltd., Bhiwadi	Rajasthan	16.27
184.	KEI Industries Ltd.	Rajasthan	16.22
185.	Madhav Alloys Pvt. Ltd.	Punjab	16.18
186.	MRF Ltd.	Telangana	16.14
187.	Mahima Purespun	Madhya Pradesh	16.08
188.	Cadila Healthcare Ltd.	Gujarat	16.04
189.	Sportking Synthetics LDH	Punjab	16.01
190.	MS Agarwal Foundries Pvt. Ltd.	Telangana	15.96
191.	Aarti International LDH	Punjab	15.95
192.	Hi Tech Gears Ltd.	Rajasthan	15.95
193.	Amman Try Sponge & Power Pvt. Ltd.	Andhra Pradesh	15.90
194.	Madhu Silica Pvt. Ltd.	Gujarat	15.75
195.	R.N. Forging Pvt. Ltd.	Rajasthan	15.67
196.	Bosch Limited	Rajasthan	15.62

1	2	3	4
197.	Vardhman Yarns & Threads	Punjab	15.57
198.	Vinayak Steels Limited	Telangana	15.53
199.	Hari Kripa Business Venture Pvt. Ltd.	Rajasthan	15.49
200.	Star Cotspin Limited Gangrar	Rajasthan	15.42
201.	KRN Alloys Pvt. Ltd. Unit II	Rajasthan	15.37
202.	Shrishti Alloys Pvt. Limited Bhiwadi	Rajasthan	15.36
203.	Maruti Products Pvt. Ltd.	Rajasthan	15.26
204.	DCM ENG ROP	Punjab	14.90
205.	IST Limited	Haryana	14.80
206.	Yantra Steels India Pvt.Ltd. Parbatsar Nagaur	Rajasthan	14.64
207.	Jindal Worldwide Ltd.	Gujarat	14.63
208.	Maithan Alloys Limited	Meghalaya	14.62
209.	Bosch Limited Adugodi, Bangalore	Karnataka	14.54
210.	Vaksh Steels Private Limited	Telangana	14.48
211.	Premier Bars Pvt. Ltd.	Rajasthan	14.01
212.	Asahi India Glass Ltd., Bawal Rewari	Haryana	13.95
213.	Jai Raj Ispat Ltd.	Telangana	13.86
214.	Sims Ceramic Pvt. Ltd.	Gujarat	13.71
215.	Philips India Ltd.	Gujarat	13.68
216.	Sun Beam Auto Pvt. Ltd., Bhiwadi	Rajasthan	13.46
217.	Sagar Cements Ltd.	Telangana	13.40
218.	India Yamaha Motor Pvt. Ltd., Faridabad	Haryana	13.27
219.	Inox Air Products Ltd.	Rajasthan	13.26
220.	Prem Jain Ispat Udyog Pvt. Ltd., Ranpur Kota	Rajasthan	13.17
221.	Emjay Steel Udyog Private Limited	Andhra Pradesh	13.16
222.	Coral Granito Private Limited	Gujarat	12.91



1	2	3	4
223.	J.K. Lakshmi Cement Ltd.	Gujarat	12.83
224.	Khayathi Steel Industries Pvt. Ltd.	Karnataka	12.77
225.	Lorenzo Vitrified Tiles Pvt. Ltd.	Gujarat	12.63
226.	Shree Cement Ltd.	Rajasthan	12.57
227.	Amar Partap Steels Pvt. Ltd.	Rajasthan	12.46
228.	Simpolo Vitrified Pvt. Ltd.	Gujarat	12.43
229.	Aditya Birla Chemicals (India) Ltd., Karwar	Karnataka	12.38
230.	Agrawal Metal Works Pvt. Ltd.	Rajasthan	12.37
231.	Shri Prithvi Alloys Pvt. Ltd.	Rajasthan	12.34
232.	Devashree Ispat (P) Ltd.	Telangana	12.22
233.	Jai Ambey Casting Pvt. Ltd., Chopanki	Rajasthan	12.15
234.	Hans Ispat Ltd.	Gujarat	11.92
235.	Ashiana Ispat Ltd. Bhiwadi	Rajasthan	11.76
236.	Somany Ceramics Ltd. Bahadurgarh	Haryana	11.74
237.	Vardhaman Polytex LDH	Punjab	11.72
238.	Asahi Songwon Colors Ltd.	Gujarat	11.66
239.	Hindustan National Glass Industries Ltd.	Uttarakhand	11.58
240.	HBL Power Systems Ltd.	Andhra Pradesh	11.49
241.	Idupulapadu Cotton Mills Pvt. Ltd.	Andhra Pradesh	11.44
242.	Zealtop Granito Pvt. Ltd.	Gujarat	11.44
243.	Divis Laboratories Ltd.	Andhra Pradesh	11.26
244.	Shree Krishna Rolling Mills (Jaipur) Ltd., Jhotwara	Rajasthan	11.22
245.	Sagar Manufacturers Pvt. Ltd., Distt. Raisen	Madhya Pradesh	11.20
246.	Sona Okegawa Precision Forgings Ltd. Gurgaon & Sona Somic, Gurgaon	Haryana	11.19

1	2	3	4
247.	Bhaval Synthetics (India) Limited	Rajasthan	11.17
248,	J.K. Lakshmi Cement Ltd. Cement Works	Rajasthan	11.17
249.	Nahar Industrial Enterprises Ltd.	Rajasthan	11.14
250.	Aurobindio Pharma Ltd.	Andhra Pradesh	11.09
251.	Gland Pharma Limited	Telangana	11.07
252.	Toyota Kirloskar Motor Pvt. Ltd., Bidadi	Karnataka	11.07
253.	JK Tyre & Industries Kankroli	Rajasthan	11.06
254.	Nestle India Ltd., Nanjangudu	Karnataka	11.01
255.	Savitri Con Cast Limited	Rajasthan	10.92
256.	Binjusaria Ispat Pvt. Ltd.	Telangana	10.88
257.	Sri Velayudhaswamy Spinning Mills (P) Ltd.	Tamil Nadu	10.88
258.	Punjab General Industries Pvt. Ltd.	Haryana	10.84
259.	Ultra Tech Cement Ltd. (Grasim Cement Ltd.)	Haryana	10.77
260.	Jubilant Generics Limited Nanjangud	Karnataka	10.74
261.	Jagdambay Castings Pvt. Ltd.	Rajasthan	10.74
262.	SEL Manufacturing Co Ltd.	Punjab	10.74
263.	Millenium Papers Pvt. Ltd.	Gujarat	10.57
264.	Hindustan Petroleum Corporation Ltd.	Gujarat	10.56
265.	Adani Wilmar Ltd.	Gujarat	10.50
266.	Kores (India) Ltd.	Gujarat	10.46
267.	Kiwi Alloys Ltd. Bhiwadi	Rajasthan	10.41
268.	Reby Casting Pvt. Ltd.	Rajasthan	10.39
269.	Teva API India Ltd.	Madhya Pradesh	10.38
270.	Semco Electric Pvt. Ltd. VKIA Jaipur	Rajasthan	10.32
271.	Silk Touch Vitrified Pvt. Ltd.	Gujarat	10.24

1	2	3	4
272.	Chiripal Industries Limited	Gujarat	10.23
273.	Gokak Textiles Limited (Gokak Mills Division)	Karnataka	10.21
274.	The India Cements Ltd.	Andhra Pradesh	10.19
275.	JCT Ltd.	Punjab	10.17
276.	Nahar Spinning Mills Limited, Bhopal	Madhya Pradesh	10.14
277.	Suzuki Spinners	Rajasthan	10.14
278.	Shreeyam Power & Steel Industries Ltd.	Gujarat	10.12
279.	Orbit Resorts Pvt. Ltd., Gurgaon	Haryana	10.11
280.	Shiva Steelage Pvt. Ltd.	Rajasthan	10.08
281.	Steel Authority of India Limited Visvesvaraya Iron and Steel Plant Bhadravathi	Karnataka	10.06
282.	Kiran Infra Ispat Ltd.	Rajasthan	10.05
283.	Artemis Medicare Services Limited Gurgaon	Haryana	10.01
284.	Max Granito Pvt. Ltd.	Gujarat	10.01
285.	Vardhman Spinning Mills LDH	Punjab	10.00
286.	JBA Steels Pvt. Ltd.	Andhra Pradesh	9.99
287.	Tarachand Impex Ltd.	Gujarat	9.98
288.	Silica Ceramica Pvt. Ltd.	Andhra Pradesh	9.90
289.	Jai Bajrang Steel Khushkhera	Rajasthan	9.87
290.	Spinfed Spinning	Rajasthan	9.83
291.	Sharmanji Yarns Ltd.	Punjab	9.81
292.	Sree Akkamamba Textiles Ltd.	Andhra Pradesh	9.79
293.	Avani Textiles Ltd.	Punjab	9.75
294.	NSL Textile Ltd.	Andhra Pradesh	9.62
295.	Raghuveer Metal Industries Ltd.	Rajasthan	9.53
296.	PolyPlex Corporation Ltd.	Uttarakhand	9.52

1	2	3	4
297.	Sri Balaji Forgings Pvt. Ltd.	Rajasthan	9.43
298.	BMD Pvt. Ltd., MORDI	Rajasthan	9.35
299.	Khanna Paper Mills ASR	Punjab	9.34
300.	Mangal Textile Mills (India) Private Limited	Gujarat	9.31
301.	Mani Mahesh Ispat Pvt. Ltd., Bhiwadi	Rajasthan	9.28
302.	Bhavik Terryfab	Rajasthan	9.25
303.	Bansal Alloys & Metals Ltd.	Punjab	9.19
304.	McCain Foods India Pvt. Ltd.	Gujarat	9.15
305.	Neel Kanth Steels Khuskhera	Rajasthan	9.15
306.	Blue Blends (India) Limited	Gujarat	9.01
307.	Vodafone Mobile Services Ltd., Gurgaon	Haryana	8.99
308.	Panwar Casting Pvt. Ltd., Sirohi	Rajasthan	8.95
309.	Jagdamba TMT Mills Ltd.	Rajasthan	8.95
310.	HPCL Mittal Pipelines Ltd. IPS 3 Dhansa	Rajasthan	8.95
311.	Wolkem India Limited, Sirohi	Rajasthan	8.84
312.	Sudiva Spinners Pvt. Ltd.	Rajasthan	8.77
313.	Marathon Electric India Pvt. Ltd.	Haryana	8.73
314.	Roquette Riddhi Siddhi Pvt. Ltd.	Gujarat	8.68
315.	Gujarat Sidhee Cement Ltd.	Gujarat	8.59
316.	Trimex Sand Pvt. Ltd.	Andhra Pradesh	8.56
317.	Rishi FIBC Solutions Pvt. Ltd.	Gujarat	8.53
318.	Surya Metalloys Pvt. Ltd.	Rajasthan	8.52
319.	Alokik Steels Pvt. Ltd.	Rajasthan	8.51
320.	Hindustan Coca Cola Beverages (P) Ltd.	Andhra Pradesh	8.48
321.	Reliance Chemotex Industries Limited Udaipur	Rajasthan	8.46

1	2	3	4
322.	Synergies Castings Limited	Andhra Pradesh	8.46
323.	R.P. Multimetals Pvt. Ltd.	Punjab	8.46
324.	Sanjog Steels Pvt. Ltd.	Rajasthan	8.27
325.	Deepak Kumar, Gurgaon	Haryana	8.27
326.	Hero Cycles Ltd.	Punjab	8.25
327.	Agarwal Induction Furnace	Andhra Pradesh	8.22
328.	Gillette India Ltd., Bhiwadi	Rajasthan	8.22
329.	Sorento Granito Pvt. Ltd.	Gujarat	8.21
330.	Jeevaka Industries (P) Ltd.	Telangana	8.19
331.	Digjam Ltd.	Gujarat	8.18
332.	Adhunik Metaliks Limited, Kuarmunda, Rourkela	Odisha	8.18
333.	Modern Woolens (A Unit of Modern Threads (India) Ltd.)	Rajasthan	8.17
334.	Dilip Re Rolling Pvt. Ltd.	Telangana	8.11
335.	RBA Textiles Pvt. Ltd.	Andhra Pradesh	8.08
336.	Vedik Ispat Pvt. Ltd.	Andhra Pradesh	8.05
337.	Exide Industries Ltd., Rewari	Haryana	8.03
338.	Oswal Denims Unit II	Madhya Pradesh	8.00
339.	Hewlett Packard India Software Operation Pvt. Ltd.	Karnataka	7.98
340.	Ashok Leyland	Tamil Nadu	7.98
341.	Munjjal Showa Ltd. Gurgaon	Haryana	7.95
342.	Cengres Tiles Limited	Gujarat	7.95
343.	Comet Granito Pvt. Ltd.	Gujarat	7.94
344.	Sunshine Tiles Co. Pvt. Ltd.	Gujarat	7.88
345.	BSL Casting (P) Ltd., Faridabad	Haryana	7.82
346.	MRF Ltd.	Tamil Nadu	7.80
347.	Tirupati Fibres & Industries Limited, Abu Road	Rajasthan	7.77

1	2	3	4
348.	Transpek Industry Limited	Gujarat	7.75
349.	Kumar Cotton Mills Pvt. Ltd.	Gujarat	7.70
350.	Lumax Industries Limited	Haryana	7.66
351.	Anil Limited	Gujarat	7.66
352.	Laurus Labs Pvt. Ltd.	Andhra Pradesh	7.62
353.	BST Textile Mills Pvt. Ltd.	Uttarakhand	7.61
354.	Sri Chakra Cement Limited	Andhra Pradesh	7.60
355.	APM Industries Ltd.	Rajasthan	7.58
356.	Nilkanth Concast Pvt. Ltd., Vadala	Gujarat	7.57
357.	Nirmal Inductomelts Ltd.	Rajasthan	7.56
358.	Shree Balaji Furnaces Pvt. Ltd.	Rajasthan	7.56
359.	Piyush Finhold Pvt. Ltd.	Rajasthan	7.53
360.	Senso Granito Pvt. Ltd.	Gujarat	7.46
361.	Inox Air Products Limited	H.P.	7.37
362.	Surya Roshni Ltd.	Haryana	7.31
363.	Bagalkot Cement & Industries Ltd., Bagalkot, Kaladagi Road, Bagalkot	Karnataka	7.31
364.	Ashapura Volclay Ltd.	Gujarat	7.31
365.	JK Tyre & Industries Ltd.	Madhya Pradesh	7.30
366.	Ricasil Ceramic Ind Pvt. Ltd.	Gujarat	7.26
367.	Suryalatha Spinning Mills Ltd.	Telangana	7.24
368.	Transpek Silox Industry Ltd.	Gujarat	7.22
369.	Reliance Industries Limited	Punjab	7.13
370.	R.K. Marble Pvt. Ltd.	Rajasthan	7.12
371.	Commander Vitrified Pvt. Ltd.	Gujarat	7.10
372.	Maharashtra Airport Development Co. Ltd.	Maharashtra	7.09
373.	Deptt. of Power, Govt. of Nagaland	Nagaland	7.07

1	2	3	4
374.	Fortis Hospital Ltd. Gurgaon	Haryana	7.05
375.	Trident Limited	Punjab	7.03
376.	BLS Ecotech Ltd., Bhiwadi	Rajasthan	7.03
377.	Kallam Spinning Mills Limited	Andhra Pradesh	7.00
378.	Maize Products	Gujarat	6.98
379.	Tata Motors Ltd.	Uttarakhand	6.97
380.	Escort Ltd.	Haryana	6.96
381.	Jet Granito Pvt. Ltd.	Gujarat	6.87
382.	Aarti Ind. Ltd.	Gujarat	6.86
383.	Venus Alloys Pvt. Ltd.	Madhya Pradesh	6.81
384.	Grasim Bhiwani Textiles Ltd., Bhiwani	Haryana	6.81
385.	Ganesha Ecosphere Ltd.	Uttarakhand	6.81
386.	Sunil Healthcare Limited, Alwar	Rajasthan	6.79
387.	Udaipur Cement Works Limited, Udaipur	Rajasthan	6.78
388.	Jaxx Vitrified Pvt. Ltd.	Gujarat	6.77
389.	Ramoji Granite Ltd.	Gujarat	6.74
390.	Suryajyothi Spinning Mills Ltd.	Telangana	6.73
391.	The Supreme Industries Ltd. (PP & FD)	Madhya Pradesh	6.71
392.	Shivam Autotech Limited, Gurgaon	Haryana	6.70
393.	Precot Meridian Ltd.	Andhra Pradesh	6.68
394.	Ugar Sugar Ltd.	Karnataka	6.67
395.	Vardhaman Special Steel LDH	Punjab	6.66
396.	Kesri Steels Ltd., Bhiwadi	Rajasthan	6.57
397.	Jay Bharat Maruti	Haryana	6.54
398.	Neel Metal Products Limited	Haryana	6.54
399.	Anjani Synthetics Limited	Gujarat	6.54
400.	Radheshyam Paper Mills Pvt. Ltd.	Gujarat	6.52

1	2	3	4
401.	KIOCL Limited, Panambur, Mangalore	Karnataka	6.48
402.	Nandeshwari Steel Ltd.	Gujarat	6.47
403.	Mahrishi Alloys Pvt. Ltd.	Andhra Pradesh	6.43
404.	SRF Ltd.	Tamil Nadu	6.40
405.	Hindalco Industries Ltd. (Unit Aditya Aluminium), Lapanga, Odisha	Orissa	6.39
406.	TEL, Dahej	Gujarat	6.38
407.	EICL Limited, Yamuna Nagar	Haryana	6.37
408.	Tata Consultancy Services	Tamil Nadu	6.36
409.	Deep Alloys	Gujarat	6.35
410.	Meghalaya Power Limited	Meghalaya	6.32
411.	MYK Spinning Industries Ltd.	Telangana	6.32
412.	Mangla Product Pvt. Ltd., VKIA, Jaipur	Rajasthan	6.30
413.	Acer Granito Pvt. Ltd.	Gujarat	6.26
414.	GTN Industries Ltd.	Telangana	6.25
415.	Steelcast Ltd., Bhavnagar	Gujarat	6.22
416.	GKN Driveline India Ltd., Faridabad	Haryana	6.20
417.	Shri Govindaraja Textiles (P) Ltd.	Andhra Pradesh	6.20
418.	Asian Granito (India) Limited	Gujarat	6.15
419.	Tirupati Balaji Furnaces (P) Ltd.	Rajasthan	6.11
420.	Mono Steel India Ltd.	Gujarat	6.07
421.	Radiant Textiles Ltd.	Punjab	6.07
422.	Jindal Stainless Limited	Andhra Pradesh	6.05
423.	Ratnamani Metals & Tubes Ltd.	Gujarat	6.03
424.	Platina Vitrified Pvt. Ltd.	Gujarat	6.03
425.	Ashima Dyecot Limited	Gujarat	6.02
426.	Oasis Vitrified Pvt. Ltd.	Gujarat	6.02
427.	Lovely International Trust	Punjab	6.01
428.	Soham Papers Pvt. Ltd.	Gujarat	5.94



1	2	3	4
429.	Spentex Industries Ltd.	Madhya Pradesh	5.93
430.	Alliance Polysacks Pvt. Ltd.	Rajasthan	5.91
431.	Ahresty India Pvt. Ltd., Phase II, HSIIDC, Bawal	Haryana	5.90
432.	Jindal Saw Ltd., Samaghoga	Gujarat	5.89
433.	Singode India Ltd.	Telangana	5.88
434.	N.K. Proteins Limited	Gujarat	5.85
435.	Sri Shanmugavel Mills (P) Ltd.	Tamil Nadu	5.83
436.	Laksh Natural Stones Pvt. Ltd.	Rajasthan	5.83
437.	Bhavani Industries	Gujarat	5.80
438.	Prabhu Spinning Mills (P) Ltd.	Tamil Nadu	5.78
439.	Shri Rathi Steel (Dakshin) Ltd., Khushkheda	Rajasthan	5.74
440.	Trinetra Cement Limited	Rajasthan	5.72
441.	Garg Inox Ltd.	Haryana	5.70
442.	Anjaney Alloys Ltd.	Andhra Pradesh	5.70
443.	Sakku Spinning Mills Ltd.	Andhra Pradesh	5.69
444.	Somnath Craft Mill Pvt. Ltd.	Gujarat	5.68
445.	Sundaram Fastners Limited	Tamil Nadu	5.63
446.	Godrej Consumer Products Ltd.	Madhya Pradesh	5.60
447.	Shree Gopinath Paper Mills Pvt. Ltd.	Gujarat	5.60
448.	Vita Granito Pvt. Ltd.	Gujarat	5.53
449.	Seshasayee Paper and Board Ltd.	Tamil Nadu	5.53
450.	Century Denim (Century Textiles and Industries Ltd.)	Madhya Pradesh	5.52
451.	Meenakshi Bright Steel Bars Pvt. Ltd.	Andhra Pradesh	5.52
452.	Lupin Ltd.	Gujarat	5.49
453.	Serveall Land Developers Pvt. Ltd., Jaipur	Rajasthan	5.48
454.	Elica Vitrified Pvt. Ltd.	Gujarat	5.47

1	2	3	4
455.	ARL Infratech Ltd., Bagru	Rajasthan	5.45
456.	Vallabh Textiles LDH	Punjab	5.45
457.	Hollis Vitrified Pvt. Ltd.	Gujarat	5.44
458.	Innovative Textiles Pvt. Ltd.	Uttarakhand	5.44
459.	Loyal Textile Mills Ltd.	Tamil Nadu	5.43
460.	Modern Dairies Ltd., Karnal	Haryana	5.42
461.	Cera Sanitaryware Limited	Gujarat	5.41
462.	Gee Diamond Steels (P) Ltd.	Rajasthan	5.40
463.	Sona Koyo Steering Systems Ltd.	Haryana	5.38
464.	INOX Air Products Ltd.	Telangana	5.37
465.	Astrix Laboratories Ltd.	Telangana	5.34
466.	Suryalakshmi Cotton Mills Ltd.	Telangana	5.28
467.	Bharathi Cements Ltd.	Andhra Pradesh	5.28
468.	Orient Refractories Ltd.	Rajasthan	5.25
469.	Lexus Granito (I) Pvt. Ltd.	Gujarat	5.25
470.	Bhagwati Kripa Paper Mills Pvt. Ltd., Kaladera	Rajasthan	5.25
471.	Shanti Shirting Pvt. Ltd.	Gujarat	5.24
472.	Napcon Turbochargers Pvt. Ltd.	Haryana	5.20
473.	Vardhman Fabrics	Madhya Pradesh	5.19
474.	Sabarkantha District Co-operative Milk Producers Union Ltd.	Gujarat	5.14
475.	Nandan Denim Ltd.	Gujarat	5.11
476.	Snam Alloys Pvt. Ltd.	Andhra Pradesh	5.11
477.	Kanco Overseas	Gujarat	5.09
478.	Sudhan Spinning Mills (P) Ltd.	Tamil Nadu	5.02
479.	Kapoor Industries Ltd., Panipat	Haryana	5.02
480.	N.N. Product Jadan Pali	Rajasthan	5.01
481.	Chambal Fertilisers and Chemicals Ltd., Kota	Rajasthan	4.99

1	2	3	4
482.	Arcotech Limited, Bawal	Haryana	4.99
483.	M.R. Industries Bagru	Rajasthan	4.99
484.	Universal Cables Ltd.	Madhya Pradesh	4.96
485.	Tarun Alloys Limited	Rajasthan	4.94
486.	Vadilal Industries Ltd.	Gujarat	4.92
487.	Shree Ram Oxy Gas Pvt. Ltd.	Gujarat	4.91
488.	Sentosa Granito Private Limited	Gujarat	4.90
489.	Peena Cement Industries Ltd.	Andhra Pradesh	4.87
490.	Keshree Metalurgies Pvt. Ltd.	Telangana	4.86
491.	Ajay Overseas Pvt. Ltd., Bhiwadi	Rajasthan	4.86
492.	Manjushree Technopack Ltd. Plot No 71 & 72, Bidadi Industrial Area, Bangalore	Karnataka	4.85
493.	Scan Energy & Power Ltd.	Andhra Pradesh	4.81
494.	Poly Medicure Ltd. A/C No HSHT 0011 Group Leader	Haryana	4.80
495.	Ravali Spinners Pvt. Ltd.	Andhra Pradesh	4.76
496.	HSIL Limited	Andhra Pradesh	4.75
497.	Ambuja Cements BTI	Punjab	4.73
498.	Air Liquid North India Pvt. Ltd.	Uttarakhand	4.73
499.	Hero Moto Corp Ltd.	Uttarakhand	4.70
500.	Super Auto India Ltd., Faridabad	Haryana	4.70
501.	Duracon Vitrified Pvt. Ltd.	Gujarat	4.68
502.	Sree Satyanarayana Spinning Mills Ltd.	Andhra Pradesh	4.66
503.	Sharma Commercial (P) Ltd., Jhotwara	Rajasthan	4.65
504.	Sadhu Forging Ltd.	Haryana	4.63
505.	Insulators & Electricals Company	Madhya Pradesh	4.62
506.	R.K. Rayon Pvt. Ltd. (Unit R.K. Spinners) Panipat	Haryana	4.61

1	2	3	4
507.	Super Spinning Mills Limited	Andhra Pradesh	4.58
508.	Ganga Acrowools Ltd.	Punjab	4.57
509.	Bhilai Jaypee Cement Plant, Satna	Madhya Pradesh	4.55
510.	NDMC	Delhi	4.55
511.	Asahi India Glass Ltd.	Uttarakhand	4.55
512.	Welcast Steels Ltd. Plot No. 15 Peenya Industrial Area, Bangalore	Karnataka	4.55
513.	Poddar Pigments Ltd.	Rajasthan	4.55
514.	Sharma Steel Rolling Mills, Jhotwara, Jaipur	Rajasthan	4.55
515.	HPL Additives Limited	Haryana	4.54
516.	Indian Steel Co. Ltd.	Gujarat	4.54
517.	Alpla India Pvt. Ltd.	Telangana	4.51
518.	The Andhra Sugars Limited	Andhra Pradesh	4.50
519.	Redstone Granito Pvt. Ltd.	Gujarat	4.48
520.	Siddhi Vinayak Cement Pvt. Ltd.	Rajasthan	4.47
521.	Shriram Foundary Ltd., Pantnagar	Uttarakhand	4.46
522.	TSECL PTC	Tripura	4.46
523.	Young Steels Pvt. Ltd., Bhiwadi	Rajasthan	4.46
524.	A G Industries (P) Ltd. Gurgaon	Haryana	4.46
525.	Jai Durga Cottex	Haryana	4.44
526.	Tehri Iron and Steel Industries	Uttarakhand	4.36
527.	OCM India Ltd.	Punjab	4.36
528.	Noble Tech Industries Pvt. Ltd.	Tamil Nadu	4.36
529.	Hyderabad Industries Ltd., Faridabad	Haryana	4.35
530.	Simola Vitrified Pvt. Ltd.	Gujarat	4.35
531.	Adisankara Spinning Mills (P) Ltd.	Tamil Nadu	4.34
532.	Premier Synthetics Ltd.	Gujarat	4.32
533.	Veer Plastics Pvt. Ltd.	Gujarat	4.32

1	2	3	4
534.	RPS Vikas Casting Pvt. Ltd., Palwal	Haryana	4.31
535.	VRS Foods Ltd., Malanpur	Madhya Pradesh	4.27
536.	Nithya Steels and Alloys Pvt. Ltd.	Andhra Pradesh	4.25
537.	Varmora Granito Pvt. Ltd.	Gujarat	4.25
538.	Sunglare Vitrified Pvt. Ltd.	Gujarat	4.23
539.	Akash Ceramics Pvt. Ltd.	Gujarat	4.21
540.	Param Cylinder Liners Private Limited	Gujarat	4.17
541.	Bhagwati Spherocast Pvt. Ltd.	Gujarat	4.17
542.	SMS Pharmaceuticals Ltd.	Andhra Pradesh	4.14
543.	Bonafide Arts Pvt. Ltd.	Rajasthan	4.13
544.	R M Bros Pvt. Ltd., Jaipur	Rajasthan	4.04
545.	Kayaar Exports Pvt. Ltd.	Tamil Nadu	4.03
546.	Steel Strips Wheels (Derabassi)	Punjab	4.03
547.	C R I Pumps Pvt. Ltd.	Tamil Nadu	4.03
548.	Continental Engines Ltd., Bhiwadi	Rajasthan	4.00
549.	Charoen Pokphand (I) Pvt. Ltd.	Andhra Pradesh	4.00
550.	Thirupur Suriya Textiles Pvt. Ltd.	Tamil Nadu	3.98
551.	A One Ispat Pvt. Ltd.	Andhra Pradesh	3.98
552.	Galvalia Ispat Udyog Limited	Uttarakhand	3.97
553.	Unitech Realty Project Ltd.	Haryana	3.97
554.	Jalaram Ceramics Ltd., Karoli	Gujarat	3.96
555.	Surya Roshni Ltd.	Madhya Pradesh	3.96
556.	Coromandel International Ltd.	Andhra Pradesh	3.96
557.	Pratap Spintex Ltd.	Punjab	3.94
558.	Real Granito Pvt. Ltd.	Gujarat	3.93
559.	Kuantum Papers Ltd.	Punjab	3.93
560.	MMG Steels (P) Ltd.	Telangana	3.92
561.	Vintage Tiles Pvt. Ltd.	Gujarat	3.90

1	2	3	4
562.	Soriso Ceramic Pvt. Ltd.	Gujarat	3.89
563.	Alfa Vitrified Pvt. Ltd.	Gujarat	3.88
564.	Agarwal Global Steels Limited	Telangana	3.85
565.	Asahi India Glass Ltd.	Tamil Nadu	3.83
566.	Sunora Tiles Pvt. Ltd.	Gujarat	3.81
567.	Investment & Precision Castings Ltd.	Gujarat	3.81
568.	Indo Alusys Industries Ltd., Bhiwadi	Rajasthan	3.80
569.	Viswa Teja Spinning Mills Ltd.	Andhra Pradesh	3.80
570.	Shah Alloys Ltd.	Gujarat	3.80
571.	MS Agarwal Foundries Pvt. Ltd.	Andhra Pradesh	3.79
572.	Partap Fabrics Pvt. Ltd., Ambala	Haryana	3.78
573.	Ranbaxy Laboratories Ltd., Gurgaon	Haryana	3.76
574.	Sugna Metals Ltd.	Telangana	3.75
575.	Escorts Heart and Super Speciality Hospital Ltd., Jaipur	Rajasthan	3.75
576.	Rathi Special Steels Limited, Khushkhera	Rajasthan	3.75
577.	Sri Matha Spinning Mills (P) Ltd.	Tamil Nadu	3.72
578.	Jai Bharat Furnaces Pvt. Ltd. Khushkhera	Rajasthan	3.72
579.	Avtec Ltd., Pithampur	Madhya Pradesh	3.72
580.	Sunworld Vitrified Pvt. Ltd.	Gujarat	3.72
581.	Machino Polymers Ltd., Gurgaon	Haryana	3.70
582.	Torrent Pharmaceutical Ltd.	Gujarat	3.68
583.	Swastik Ceracon Ltd.	Gujarat	3.67
584.	Sakar Glazed Tiles Private Limited	Gujarat	3.67
585.	Gayatri Iron & Steels	Uttarakhand	3.66
586.	Sri Navdurga Billets Pvt. Ltd.	Telangana	3.66
587.	Smartchem Technologies Ltd.	Andhra Pradesh	3.65
588.	A One Steels India Pvt. Ltd.	Andhra Pradesh	3.63

1	2	3	4
589.	Turbo Energy Ltd.	Tamil Nadu	3.62
590.	Endurance Technologies Ltd., Gurgaon	Haryana	3.62
591.	Suryavanshi Spinning Mills Ltd.	Telangana	3.61
592.	NSP Knitting Mills Ltd.	Tamil Nadu	3.61
593.	Famous Vitrified Pvt. Ltd.	Gujarat	3.60
594.	JK Tyre & Industries Limited, Vikrant Tyre Plant I Mysore	Karnataka	3.59
595.	Porwal Auto Components Ltd., Pithampur	Madhya Pradesh	3.59
596.	Jyoti Industries	Punjab	3.58
597.	Jai Shree Metacast Ltd., Dholpur	Rajasthan	3.58
598.	Rainbow Denim Ltd.	Punjab	3.58
599.	SEL Textiles Limited	Punjab	3.57
600.	Tecumseh Products India Pvt. Ltd. Ballabgarh	Haryana	3.56
601.	Arisudana Industries	Punjab	3.55
602.	L.T. Foods Limited, Sonapat	Haryana	3.53
603.	Rayalaseema Industries (India) Private Limited	Telangana	3.53
604.	Pradip Overseas Ltd.	Gujarat	3.50
605.	TC Terry Tex Ltd.	Punjab	3.48
606.	Rajaguru Spinning Mills (P) Ltd.	Tamil Nadu	3.47
607.	Hindustan Coca Cola Beverages Private Ltd.	Gujarat	3.44
608.	TPL Industries Limited Bhilwara	Rajasthan	3.44
609.	Shiv Jyoti Furnace Pvt. Ltd., Abu Road	Rajasthan	3.43
610.	Kamineni Steel & Power India Pvt. Ltd.	Telangana	3.42
611.	Mah Impex Pvt. Ltd.	Rajasthan	3.42

1	2	3	4
612.	Godavari Bio Refineries Limited	Karnataka	3.40
613.	Navratan Speciality Chemicals LLP	Gujarat	3.40
614.	Prabhu Spinning Mills (P) Ltd.	Tamil Nadu	3.39
615.	Radha Smelters Ltd.	Andhra Pradesh	3.39
616.	Sri Sai Balaji Spintex India (P) Ltd.	Andhra Pradesh	3.38
617.	Longowalia Yarns Ltd.	Punjab	3.36
618.	SSIPL Retail Ltd., Sonapat	Haryana	3.35
619.	N.K. Industries Ltd., Kadi	Gujarat	3.35
620.	TPR Autoparts Mfg. India Pvt. Ltd., Neemrana	Rajasthan	3.35
621.	Shreeji Vitrified Pvt. Ltd.	Gujarat	3.35
622.	Associated Stone Industries (K) Ltd.	Rajasthan	3.34
623.	R.A.K. Ceramics India Pvt. Ltd.	Andhra Pradesh	3.33
624.	Ranbaxy Lab Ltd.	Punjab	3.32
625.	Shree Vinayak Prime Alloys Pvt. Ltd., Reengus	Rajasthan	3.31
626.	Surya Global Steel Tubes Limited	Gujarat	3.31
627.	Sentini Cermica Pvt. Ltd.	Andhra Pradesh	3.30
628.	Ralson India Ltd.	Punjab	3.28
629.	The Gowthami Solvent Oils Ltd.	Andhra Pradesh	3.25
630.	Royal Enfield	Tamil Nadu	3.25
631.	Ahlcon Parenterals India Ltd.	Rajasthan	3.24
632.	Hisar Metal Industries Limited, Hisar	Haryana	3.22
633.	Lagnam Spintex Pvt. Ltd., Hamirgarh, Bhilwara	Rajasthan	3.20
634.	Simolex Ceramic Private Limited	Gujarat	3.19
635.	Pooja Forge Ltd.	Haryana	3.19
636.	Siyaram Vitrified Pvt. Ltd.	Gujarat	3.17
637.	Vinayak Steels Limited	Andhra Pradesh	3.16
638.	Kaur Sain Spinners Ltd.	Punjab	3.16



1	2	3	4
639.	Shrish Business Ventures Pvt. Ltd.	Rajasthan	3.15
640.	Divis Laboratories Ltd.	Telangana	3.14
641.	Tocco Ceramics Pvt. Ltd.	Gujarat	3.14
642.	Rana Polycot Lalru	Punjab	3.14
643.	Adani Wilmar Ltd.	Rajasthan	3.12
644.	Century Yarn (Century Textiles and Industries Ltd.)	Madhya Pradesh	3.12
645.	RSAL Steel Private Ltd., Sejwaya	Madhya Pradesh	3.12
646.	Shyam Ferrous Ltd.	Andhra Pradesh	3.11
647.	Devashree Ispat (P) Ltd.	Andhra Pradesh	3.10
648.	Nestle India Ltd.	Punjab	3.09
649.	TC Spinners Pvt. Ltd.	Punjab	3.08
650.	Hind Chemisales MIA Alwar	Rajasthan	3.08
651.	New Pearl Vitrified Pvt. Ltd.	Gujarat	3.08
652.	Alchem International Ltd., Faridabad	Haryana	3.05
653.	Amaravathi Textile Pvt. Ltd.	Andhra Pradesh	3.02
654.	Satia Synthetics Ltd.	Punjab	3.01
655.	Motherson Automotive Technologies & Engg. (A Div. of Motherson Sumi Systems Ltd.)	Rajasthan	2.99
656.	Merino Panel Products Ltd., Jhajjar	Haryana	2.98
657.	VAE VKN Industries Pvt. Ltd., Sonipat	Haryana	2.97
658.	Shreyans Industries Limited	Punjab	2.94
659.	Hetero Labs Limited	Telangana	2.94
660.	Sri Parameswari Spinning Mills Ltd.	Tamil Nadu	2.94
661.	Gokul Refoils & Solvent Ltd.	Gujarat	2.94
662.	Sri Navdurga Billets (P) Ltd.	Andhra Pradesh	2.92
663.	Cheema Spintex Ltd.	Punjab	2.90
664.	Xindia Steels Limited, Ginigera Koppal	Karnataka	2.89

1	2	3	4
665.	Agarwal Foundries	Telangana	2.89
666.	Casa Tiles Pvt. Ltd.	Gujarat	2.88
667.	Verona Granito Pvt. Ltd.	Gujarat	2.88
668.	RGTL Industries Ltd. Bhiwadi	Rajasthan	2.87
669.	Kashi Vishwanath Textile Mill Ltd.	Uttarakhand	2.87
670.	Sitaram Spinners Pvt. Ltd.	Telangana	2.85
671.	Solaris Ceramics Private Limited	Gujarat	2.85
672.	Antarctic Industries Limited	Punjab	2.82
673.	Sanwariya Furnaces Pvt. Ltd., Bhiwadi	Rajasthan	2.81
674.	Jindal Industries Ltd.	Haryana	2.80
675.	Mercury Fabrics Pvt. Ltd., Bawal	Haryana	2.80
676.	MRF Ltd., Sadasivapeta	Andhra Pradesh	2.79
677.	Sri Jayajothi & Co Ltd.	Tamil Nadu	2.79
678.	Hindustan Coca Cola Beverages (P) Ltd.	Telangana	2.78
679.	Millennium Vitrified Tiles Pvt. Ltd.	Gujarat	2.76
680.	Meenakshi Energy Pvt. Ltd.	Andhra Pradesh	2.74
681.	Aditya Spinners Limited	Andhra Pradesh	2.72
682.	Vedha Spinning Mills (P) Ltd.	Tamil Nadu	2.72
683.	Automotive Axles Limited	Karnataka	2.70
684.	Oswal Die Casters Pvt. Ltd., Faridabad	Haryana	2.69
685.	Richa Industries Ltd., Faridabad	Haryana	2.68
686.	Vishwanath Spinnerz India Ltd.	Telangana	2.68
687.	Mittapalli Spinners Ltd.	Andhra Pradesh	2.68
688.	Raghupati Casting Pvt. Ltd., Khushkhera	Rajasthan	2.66
689.	GE BE Pvt. Ltd. 60 Export Promotion Industrial Park Whitefield, Bangalore	Karnataka	2.63

1	2	3	4
690.	Valli Textile Mills	Tamil Nadu	2.63
691.	Rajasthan Rajya Spinning & Ginning Mill Federation Ltd., Spin Hanumangarh	Rajasthan	2.62
692.	Carborundum Universal Ltd.	Kerala	2.62
693.	Olwin Tiles (India) Pvt. Limited	Gujarat	2.62
694.	Happy Forgings Ltd.	Punjab	2.61
695.	Motherson Sumi Systems Ltd., Gurgaon	Haryana	2.60
696.	NCL Industries Ltd.	Telangana	2.60
697.	AIMS Industries Limited	Gujarat	2.59
698.	JBM Auto Limited, Faridabad	Haryana	2.59
699.	Suryajyothi Spinning Mills Ltd.	Andhra Pradesh	2.58
700.	Sona Processors (India) Ltd., Bhilwara	Rajasthan	2.58
701.	TVS Srichakra Ltd.	Uttarakhand	2.57
702.	Shree Rama Multi Tech Ltd.	Gujarat	2.57
703.	Time Technoplast Ltd.	Uttarakhand	2.57
704.	Naman Casting Pvt. Ltd., Bhiwadi	Rajasthan	2.56
705.	Sterling Tools Ltd., (Unit II) Faridabad	Haryana	2.55
706.	Mahakali Agro Industries Ltd.	Haryana	2.55
707.	Gerdau Steel India Limited	Andhra Pradesh	2.55
708.	Hi Bond Cement (India) Pvt. Ltd.	Gujarat	2.54
709.	Industrial Guar Products (P) Ltd.	Rajasthan	2.53
710.	Talbro's Automotives Components Ltd., Faridabad	Haryana	2.52
711.	Anant Syntex Ltd., Bhilwara	Rajasthan	2.52
712.	Deevya Shakti Paper Mills Pvt. Ltd.	Telangana	2.51
713.	ASF Insignia SEZ Pvt. Ltd., Gurgaon	Haryana	2.49
714.	Anchor Ispat (P) Ltd.	Uttarakhand	2.47

1	2	3	4
715.	Krishnaganga Spinning Mills (P) Ltd.	Andhra Pradesh	2.44
716.	Sai Manasa Spintex (India) Ltd.	Andhra Pradesh	2.43
717.	Giri Raj Casting (P) Ltd.	Rajasthan	2.41
718.	Banswara Syntex Limited	Rajasthan	2.41
719.	Sonal Vyapar Ltd.	Tamil Nadu	2.40
720.	Chittor Polyfab Pvt. Ltd.	Rajasthan	2.40
721.	SSA International Ltd., Panipat	Haryana	2.39
722.	Chowdary Spinners Ltd.	Andhra Pradesh	2.37
723.	Vishal Coaters Limited	Punjab	2.36
724.	SNJ Synthetics Limited	Telangana	2.36
725.	Nestle India Ltd., Panipat	Haryana	2.34
726.	S.K. Steel Tech Nelamangala	Karnataka	2.34
727.	K.K. Metals Pvt. Ltd., Bhiwadi	Rajasthan	2.33
728.	Winsome Yarn (Derabaasi)	Punjab	2.32
729.	AIA Engineering Ltd.	Tamil Nadu	2.32
730.	Climate Systems India Ltd., Bhiwadi	Rajasthan	2.31
731.	Suven Life Sciences Ltd.	Telangana	2.29
732.	Hero Steels Ltd.	Punjab	2.29
733.	Jindal Rolling Mills Ltd. Hisar	Haryana	2.29
734.	Khivraj Techpark Ltd.	Tamil Nadu	2.28
735.	Sarwottam Ispat Ltd.	Telangana	2.27
736.	Rukmini Iron Pvt. Ltd.	Uttarakhand	2.25
737.	Dada Ganpati Guar Products Pvt. Ltd., Sirsa	Haryana	2.25
738.	Sri Rangavilas G S & W Mills	Tamil Nadu	2.25
739.	A.A. Autotech Pvt. Ltd., IMT Manesar	Haryana	2.24
740.	Shambhu Industries Pvt. Ltd. Hisar	Haryana	2.24
741.	Kashi Vishwanath Steels	Uttarakhand	2.21
742.	Gee Emm Spinfab Limited	Punjab	2.21

1	2	3	4
743.	Cotton Blossom India Pvt. Ltd.	Tamil Nadu	2.21
744.	Ruchi Soya Industries Ltd., Mangalore	Karnataka	2.20
745.	Kutch Chemical Industries Ltd.	Gujarat	2.20
746.	GVK Properties & Management Co Pvt. Ltd.	Telangana	2.19
747.	International Tractors Ltd.	Punjab	2.19
748.	Specific Ceramics Limited	Gujarat	2.18
749.	Sudha Agro Oil & Chemical Industries Ltd.	Andhra Pradesh	2.17
750.	Sarmangal Synthetics Private Ltd.	Tamil Nadu	2.16
751.	RRD TEX (Unit of Best Corporation Ltd.)	Tamil Nadu	2.16
752.	EIH Associated Hotels Ltd.	Rajasthan	2.15
753.	Orient Bell Ltd.	Karnataka	2.14
754.	Aqua Sub Engineering	Tamil Nadu	2.13
755.	Swastik Pipes Ltd., Jhajjar	Haryana	2.12
756.	Pepsico India Holdings Private Limited	Karnataka	2.11
757.	Scan Energy & Power Ltd.	Telangana	2.11
758.	Kiri Dyes And Chemicals Pvt. Ltd.	Gujarat	2.10
759.	Fashion Suitings Pvt. Ltd.	Rajasthan	2.10
760.	Jai Raj Ispat Ltd.	Andhra Pradesh	2.10
761.	Kaleeswara Mills B Unit	Tamil Nadu	2.09
762.	Grospinz Fabz Ltd.	Punjab	2.07
763.	NATCO Pharma Limited	Telangana	2.07
764.	Biological E. Limited	Telangana	2.07
765.	Gland Pharma Limited	Andhra Pradesh	2.07
766.	Mauria Udyog Limited, Faridabad	Haryana	2.05
767.	Shreem Vitrified Pvt. Ltd.	Gujarat	2.04

1	2	3	4
768.	Machino Plastics Limited	Haryana	2.04
769.	RVM Steels India Pvt. Ltd.	Rajasthan	2.04
770.	Vodafone Digilink Ltd.	Rajasthan	2.03
771.	The Supreme Industries Ltd.	Rajasthan	2.02
772.	Savitri Steels & Rerolling Pvt. Ltd.	Telangana	2.02
773.	Gopeshwar Spinning Mill Prop T T Ltd.	Gujarat	2.01
774.	Sukhjit Starch & Chemicals	Punjab	2.00
775.	Sri Lakshmi Saraswathi Textiles Ltd.	Tamil Nadu	2.00
776.	Ultratech Cement Ltd.	Tamil Nadu	2.00
777.	Rolex Processors Pvt. Ltd.	Rajasthan	1.99
778.	D.D. International Pvt. Ltd., Karnal	Haryana	1.99
779.	My Home Industries Limited	Telangana	1.97
780.	Pioneer Spinners	Tamil Nadu	1.96
781.	Polaris Consulting & Services Ltd.	Tamil Nadu	1.96
782.	Singh Ispat Ltd., Jigani Ind. Area, Bangalore	Karnataka	1.95
783.	India Forge & Drops Stamping Ltd., Faridabad 0008	Haryana	1.95
784.	Vaksh Steels Private Limited	Andhra Pradesh	1.94
785.	Laxmi Steel Overseas Pvt. Ltd. Bommasandra Jigani Link Road, Bangalore	Karnataka	1.94
786.	India Japan Lighting Private Ltd.	Tamil Nadu	1.94
787.	Hyderabad Industries Ltd., Vijayvada	Andhra Pradesh	1.93
788.	Prompt Enterprises Pvt. Ltd., Ballabgarh, Faridabad	Haryana	1.92
789.	Sorabh Cement Ltd., Jhaira	Rajasthan	1.90
790.	Manomay Tex India Pvt. Ltd.	Rajasthan	1.90
791.	Orient Cement Limited	Telangana	1.89

1	2	3	4
792.	Scion Exports Pvt. Ltd.	Rajasthan	1.88
793.	Jayavelu Spinning Mills Private Ltd.	Tamil Nadu	1.88
794.	Express Infrastructure Private Ltd.	Tamil Nadu	1.88
795.	Sterling Tools Ltd. Prithla Palwal	Haryana	1.88
796.	Claris Life Science Ltd.	Gujarat	1.87
797.	Subhash Guar Gum Industry Pvt. Ltd. Sirsa (Group Leader)	Haryana	1.86
798.	Aryam Steels Private Limited	Telangana	1.85
799.	GMR Chhattisgarh Energy Ltd.	Chhattisgarh	1.83
800.	Venture Lighting India Ltd.	Tamil Nadu	1.82
801.	Janki Corp. Ltd.	Rajasthan	1.81
802.	Aarti Steels LDH	Punjab	1.81
803.	Dharmesh Textiles Limited Bhiwani	Haryana	1.81
804.	Doodhganga Krishna Sahakari Sakkare Karkhane Niyanit Chikkodi Belgaum	Karnataka	1.80
805.	Navya Fashions Pvt. Ltd.	Rajasthan	1.80
806.	Sri Srinivasa Spintex (India) Ltd.	Andhra Pradesh	1.78
807.	GTN Industries Ltd.	Andhra Pradesh	1.76
808.	Sri Naga Nanthana Mills Ltd.	Tamil Nadu	1.76
809.	Mantri Metallics Ltd., Pantnagar	Uttarakhand	1.76
810.	Rohini Textile Industry	Tamil Nadu	1.75
811.	Osram India Pvt. Ltd., Sonapat	Haryana	1.75
812.	Epcos India Pvt. Ltd., Bawal	Haryana	1.74
813.	Sanstar Bio Polymers Ltd.	Gujarat	1.74
814.	Lords Chloro Alkali Ltd.	Rajasthan	1.74
815.	Sri Lakshmi Godavari Spinning Mills Ltd.	Andhra Pradesh	1.73
816.	VRKP Steel Industries Pvt. Ltd.	Karnataka	1.71
817.	Shiva Fibres Pvt. Ltd.	Punjab	1.71

1	2	3	4
818.	Lonsen Kiri Chemical Industries Ltd.	Gujarat	1.71
819.	Super Alloy Castings Pvt. Ltd.	Haryana	1.71
820.	Krishnapatnam Oils & Fats (P) Ltd.	Andhra Pradesh	1.70
821.	Indian Acrylics	Punjab	1.70
822.	Kusalava International Ltd.	Andhra Pradesh	1.70
823.	Uttaranchal Ispat Ltd., Bazpur	Uttarakhand	1.70
824.	Avery Cycle Industries Ltd.	Punjab	1.70
825.	Shasun Pharmaceuticals Ltd.	Tamil Nadu	1.69
826.	Manali Petrochemicals Ltd.	Tamil Nadu	1.69
827.	Hetero Labs Limited	Andhra Pradesh	1.68
828.	New Allenberry Works, Faridabad	Haryana	1.68
829.	VST Industries Pvt. Ltd.	Telangana	1.68
830.	Mahalaxmi Polypack Ltd.	Uttarakhand	1.67
831.	Ruptex Mineral Water Pvt. Ltd.	Rajasthan	1.67
832.	Bhawani Shankar Castings Ltd.	Punjab	1.66
833.	Precot Meridian Limited	Tamil Nadu	1.66
834.	Sun Pharmaceutical Industries Ltd. ChED	Tamil Nadu	1.65
835.	Jeevaka Industries Pvt. Ltd.	Andhra Pradesh	1.64
836.	Amtek Auto Limited	Haryana	1.62
837.	Aradhana Foods & Juices Pvt. Ltd.	Telangana	1.62
838.	Hindustan Coca Cola Beverages Pvt. Ltd., Ramanagar	Karnataka	1.61
839.	Sri Vignesh Yarns Pvt. Ltd.	Tamil Nadu	1.61
840.	Usha Spincoat Pvt. Ltd.	Andhra Pradesh	1.60
841.	Meera Textiles Pvt. Ltd.	Tamil Nadu	1.60
842.	Sky Cotex India (P) Ltd.	Tamil Nadu	1.60
843.	ARGL Limited	Rajasthan	1.60
844.	DSG Papers Pvt. Ltd.	Punjab	1.60



1	2	3	4
845.	Biocon Limited	Telangana	1.58
846.	JSW Ceme	Andhra Pradesh	1.58
847.	Gates India Pvt. Ltd.	Punjab	1.57
848.	Anant Spinning Mills, Mandideep, Distt. Raisen (M P)	Madhya Pradesh	1.56
849.	Ajanta Soya Ltd.	Rajasthan	1.56
850.	The KCP Cements	Andhra Pradesh	1.55
851.	Cambodia Mills	Tamil Nadu	1.55
852.	Universal Precision Screws	Haryana	1.55
853.	Sitaram Spinners (P) Ltd.	Andhra Pradesh	1.54
854.	Gopala Polyplast Ltd.	Gujarat	1.54
855.	Srikalahasthi Pipes Ltd.	Andhra Pradesh	1.54
856.	Apollo Tyres Ltd., Perambra Chalakkudy, Kerala	Kerala	1.53
857.	Covalent Laboratories Pvt. Ltd.	Telangana	1.53
858.	Blueart Granito Pvt. Ltd.	Gujarat	1.53
859.	Sundram Fasteners Ltd.	Uttarakhand	1.52
860.	India Cements Ltd.	Telangana	1.52
861.	Super Sales India Ltd.	Tamil Nadu	1.52
862.	Balaji Action Buildwell	Uttarakhand	1.52
863.	Sri Dhanalakshmi Cotton & Rice Mills Pvt. Ltd.	Andhra Pradesh	1.51
864.	Sundaram Clayton Ltd.	Tamil Nadu	1.50
865.	Sulzer Processors Pvt. Ltd., Mandal	Rajasthan	1.49
866.	Binjusaria Ispat Pvt. Ltd.	Andhra Pradesh	1.49
867.	Rambhadra Industries Pvt. Ltd.	Andhra Pradesh	1.49
868.	Sutherland Global Services (P) Ltd.	Tamil Nadu	1.49
869.	Riba Textile Ltd., Sonipat	Haryana	1.48
870.	Indo US MIM TEC Pvt. Ltd. KIADB Hoskote	Karnataka	1.48

1	2	3	4
871.	AR Foundations (P) Ltd.	Tamil Nadu	1.47
872.	Siva Swathi Cottons	Andhra Pradesh	1.47
873.	Siegwerk India Pvt. Ltd.	Rajasthan	1.47
874.	Satya Sai Agroils Pvt. Ltd.	Madhya Pradesh	1.47
875.	Mega Vitrified Pvt. Ltd.	Gujarat	1.47
876.	Ramco Steel Pvt. Ltd. Faridabad	Haryana	1.47
877.	Gajavelli Spinning Mills (P) Ltd.	Andhra Pradesh	1.46
878.	Plastene India Ltd.	Gujarat	1.45
879.	Petropol India Ltd.	Rajasthan	1.45
880.	Arumugam Spinning Mills (P) Ltd.	Tamil Nadu	1.45
881.	Vodafone Digilink Ltd., Karnal	Haryana	1.45
882.	Veejay Lakshmi Textiles Ltd.	Tamil Nadu	1.45
883.	Bhaskar Industries Pvt. Ltd.	Madhya Pradesh	1.44
884.	ATC Tires Pvt. Ltd.	Tamil Nadu	1.44
885.	G.C. Threads Pvt. Ltd.	Punjab	1.44
886.	Bhandari Exports Ind Ltd.	Punjab	1.43
887.	DR Enterprise Automotive Pvt. Ltd.	Tamil Nadu	1.43
888.	RIGPS	Goa	1.42
889.	Ricela Health Foods Ltd.	Punjab	1.41
890.	National Engineering Industries Ltd., IMT, Manesar	Haryana	1.41
891.	Cadila Pharmaceuticals Ltd.	Gujarat	1.40
892.	Bharat Gears Limited Faridabad	Haryana	1.40
893.	Oriental Carbon & Chemicals Ltd. Dharuhera	Haryana	1.40
894.	Honda Motorcycle & Scooter India Pvt. Ltd. (HMSIPL), Manesar, Gurgaon	Haryana	1.38
895.	Tractors and Farm Equipment Limited	Tamil Nadu	1.38
896.	Vodafone South Limited	Punjab	1.38

1	2	3	4
897.	Indo US MIM Tech Pvt. Ltd., Doddaballapura	Karnataka	1.37
898.	Ultra Tech Cement Limited	Karnataka	1.37
899.	Quadrant Televen	Punjab	1.36
900.	Loyal Textile Mills Ltd.	Andhra Pradesh	1.36
901.	Mohan Spintex India Ltd.	Andhra Pradesh	1.36
902.	ACE Tyres Limited	Telangana	1.35
903.	Studds Accessories Ltd., Ballabgarh	Haryana	1.35
904.	Asia Motor Works Ltd.	Gujarat	1.35
905.	Ultratech Cement Ltd. (Bhatinda Cement Works)	Punjab	1.35
906.	Anjani Portland Cements	Telangana	1.34
907.	Sri Lakshmikantha Spinners Ltd.	Telangana	1.34
908.	Anantha Lakshmi Spinning Mills Ltd.	Andhra Pradesh	1.34
909.	Sivaraj Spinning Mills Pvt. Ltd.	Tamil Nadu	1.33
910.	Tijaria Polypipes Ltd., Sitapura	Rajasthan	1.33
911.	Hinduja Foundries Ltd.	Telangana	1.33
912.	Rushil Decor Ltd., Chikamagalore	Karnataka	1.32
913.	Hinduja Foundries	Tamil Nadu	1.32
914.	Tagros Chemicals India Ltd.	Tamil Nadu	1.31
915.	Uttaranchal Iron & Ispat Ltd.	Uttarakhand	1.31
916.	Jyothirmaye Textiles (P) Limited	Andhra Pradesh	1.31
917.	Suryavanshi Spinning Mills Ltd.	Andhra Pradesh	1.31
918.	Senor Metals (P) Ltd.	Gujarat	1.30
919.	Piramal Enterprises Ltd.	Telangana	1.30
920.	Athani Farmers Sugar Factory Limited	Karnataka	1.29
921.	Hetero Drugs Limited	Andhra Pradesh	1.29
922.	HBL Power Systems Ltd.	Telangana	1.28
923.	Reliable Sponge Pvt. Ltd.	Odisha	1.28

1	2	3	4
924.	Vijai Spinners	Tamil Nadu	1.28
925.	Pilkington Automotive (I) Private Ltd.	Andhra Pradesh	1.27
926.	Lakshmi Precision Screws Ltd. (Plant I), Rohtak	Haryana	1.27
927.	Kumar Spintex Pvt. Ltd.	Gujarat	1.26
928.	Sri Ravi Chandra Textiles Pvt. Ltd.	Andhra Pradesh	1.26
929.	Upper India Steel LDH	Punjab	1.26
930.	Allied Strips Ltd., Bahadurgarh	Haryana	1.26
931.	Hetero Drugs Limited	Telangana	1.25
932.	Gowthami Spintex (India) Ltd.	Andhra Pradesh	1.25
933.	Shri Varalakshmi Company	Tamil Nadu	1.25
934.	Kiwi Cottspin Mill Pvt. Ltd.	Tamil Nadu	1.24
935.	Jai Prakash Associates Ltd. Panipat	Haryana	1.24
936.	Premier SPG and WVG Mills Pvt. Ltd.	Tamil Nadu	1.21
937.	Roquette Riddhi Siddhi Pvt. Ltd..	Uttarakhand	1.21
938.	PVR Spinning and Weaving Ltd.	Andhra Pradesh	1.21
939.	Fertichem Cotspin(Derabassi)	Punjab	1.20
940.	OCV Reinforcements Ltd.	Telangana	1.20
941.	Clayris Ceramics Pvt. Ltd.	Gujarat	1.18
942.	Vishal Papertech (India) Ltd.	Punjab	1.18
943.	Shiva Texfabs Ltd.	Punjab	1.18
944.	Golden Iron & Steel Works (Delhi)	Rajasthan	1.18
945.	Ganga Casting	Punjab	1.18
946.	Bright Auto Plast Ltd.	Tamil Nadu	1.17
947.	Ruchi Soya Industries Ltd. (Natural Polymer Division)	Gujarat	1.16
948.	Stelco Ltd.	Punjab	1.16
949.	Encore Natural Polymers Pvt. Ltd.	Gujarat	1.15
950.	Ranee Polymers Pvt. Ltd. IMT, Manesar, Gurgaon	Haryana	1.15

1	2	3	4
951.	Craftsman Automation Pvt. Ltd.	Tamil Nadu	1.14
952.	CCL Products (India) Ltd.	Andhra Pradesh	1.13
953.	Rajula Spinning Mill Prop T T Ltd.	Gujarat	1.13
954.	Shri Shyam Kripa Steel Pvt. Ltd.	Rajasthan	1.13
955.	Vasantha Spinners Ltd.	Andhra Pradesh	1.13
956.	Indo Autotech Limited	Haryana	1.13
957.	Prassanna Spinning Mills (P) Ltd.	Tamil Nadu	1.13
958.	Essar Steel Ltd.	Andhra Pradesh	1.12
959.	Sree Jayajothi Cements Ltd.	Andhra Pradesh	1.12
960.	ArunKumar Spinning	Tamil Nadu	1.11
961.	Voith Paper Fabrics India Ltd. Faridabad	Haryana	1.11
962.	Aircel Ltd. Gurgaon	Haryana	1.10
963.	Narmada Concast Pvt. Ltd.	Gujarat	1.10
964.	Sugna Metals Ltd.	Andhra Pradesh	1.10
965.	Suryalatha Spinning Mills Ltd.	Andhra Pradesh	1.10
966.	ILTD. CO Ltd.	Andhra Pradesh	1.10
967.	Oriental South Delhi Hotels Pvt. Ltd.	Haryana	1.10
968.	Delphi TVS Diesel System (P) Ltd.	Tamil Nadu	1.09
969.	Bharat Rasayan Ltd. Rohtak	Haryana	1.09
970.	Oswal Wollen Mills Ltd.	Punjab	1.08
971.	Super Screws Pvt. Ltd., Faridabad AC No MNHT 0003	Haryana	1.08
972.	Adani Wilmar Ltd.	Karnataka	1.07
973.	Sandhya Spinning Mill Ltd.	Tamil Nadu	1.06
974.	Malar Paper Mills Pvt. Ltd.	Tamil Nadu	1.06
975.	Zenith Spinners (Prop Zenith Exports Ltd.)	Gujarat	1.06
976.	Agrawal Metal Works Pvt. Ltd.	Haryana	1.05
977.	Cotton Works	Haryana	1.05

1	2	3	4
978.	Rane Engine Valve Limited	Telangana	1.04
979.	Shree Jagdambe Paper Mills Ltd. Sirsa	Haryana	1.04
980.	Frigerio Conserva Allana Ltd.	Telangana	1.04
981.	Rama Cotspin Pvt. Ltd., Ambala	Haryana	1.04
982.	Milton Cycle Industries Ltd., Sonapat	Haryana	1.04
983.	Sripathi Paper & Boards Pvt. Ltd.	Tamil Nadu	1.04
984.	Alpla India Pvt. Ltd.	Andhra Pradesh	1.03
985.	Swarnalatha Spintex Pvt. Ltd.	Andhra Pradesh	1.03
986.	Pharmazell (India) Pvt. Ltd.	Tamil Nadu	1.02
987.	Supriya Spinning Mills Ltd.	Andhra Pradesh	1.02
988.	Sterling Biotech Ltd.	Tamil Nadu	1.01
989.	MYK Spinning Industries Ltd.	Andhra Pradesh	1.01
990.	Gujarat Dyestuff Industries Pvt. Ltd.	Gujarat	1.01
991.	Harmony Plastics Pvt. Ltd.	Rajasthan	1.01
992.	Umax Packaging Ltd.	Rajasthan	1.00
993.	Thatavarthi Apparels Ltd.	Andhra Pradesh	0.99
994.	Astrix Laboratories Ltd.	Andhra Pradesh	0.99
995.	SAL Steel Limited	Gujarat	0.99
996.	United Seamless Tubulaar	Telangana	0.99
997.	3F Industries Ltd.	Andhra Pradesh	0.99
998.	Skypack India Pvt. Ltd., Ballabgarh	Haryana	0.99
999.	Granules India Ltd.	Telangana	0.98
1000.	Narendra Cotton Ginning & Pressing Co. Private Ltd.	Gujarat	0.98
1001.	HEG Ltd., Mandideep	Madhya Pradesh	0.98
1002.	Prime India Polymix Pvt. Ltd., Faridabad	Haryana	0.97
1003.	SS Spinning Mills	Tamil Nadu	0.97
1004.	Narasu Spinning Mills	Tamil Nadu	0.96

1	2	3	4
1005.	Mahavir Die Casters Pvt. Ltd., Faridabad	Haryana	0.96
1006.	INOX Air Products Limited	Andhra Pradesh	0.96
1007.	Becton Dickinson India Pvt. Ltd., Bawal	Haryana	0.96
1008.	Srinath Spinning Mills Ltd.	Telangana	0.95
1009.	Shree Balaji Gum Industries Ellenabad Sirsa	Haryana	0.95
1010.	Virchow Petrochemical Pvt. Ltd.	Telangana	0.94
1011.	Suryalakshmi Cotton Mills Ltd.	Andhra Pradesh	0.94
1012.	Vishal Fabrics Pvt. Ltd.	Gujarat	0.94
1013.	Ranga Weaves India (P) Ltd.	Tamil Nadu	0.93
1014.	Logwell Forge Ltd.	Haryana	0.93
1015.	Pankaj Mehndiratta Proprietor of Shiva Hardwell Industries	Haryana	0.93
1016.	MMG Steels (P) Ltd.	Andhra Pradesh	0.93
1017.	Amar Udyog Plant II Faridabad	Haryana	0.93
1018.	Krishna Hessians Unit East India Commercial Company Ltd.	Andhra Pradesh	0.92
1019.	Vardhman Industries LDH	Punjab	0.92
1020.	Lubi Industries LLP	Gujarat	0.92
1021.	MSN Laboratories Ltd.	Telangana	0.92
1022.	Subburaj Textile Mill (P) Ltd.	Tamil Nadu	0.91
1023.	Standard Spinning & Weaving Mills Ltd.	Tamil Nadu	0.91
1024.	Toyo Springs Limited, Sonapat	Haryana	0.91
1025.	Bala Balajee Tex	Andhra Pradesh	0.91
1026.	Agarwal Foundaries	Andhra Pradesh	0.91
1027.	Best Cotton Mills Unit of Best Corp Ltd.	Tamil Nadu	0.91
1028.	Ask Automotive (P) Ltd.	Karnataka	0.90

1	2	3	4
1029.	Hansco Iron & Steels Pvt. Ltd.	Punjab	0.90
1030.	DPEMIZORAM	Mizoram	0.90
1031.	Mittal Spinning Mills (Unit of Koursain Spinners Ltd.)	Punjab	0.89
1032.	Ravi Technoforge Pvt. Ltd.	Gujarat	0.89
1033.	Impex Metal & Ferro Alloys	Andhra Pradesh	0.89
1034.	Cavin Kare Pvt. Ltd.	Uttarakhand	0.89
1035.	Sri Venkata Siva Parvathi Spinning Mills (P) Ltd.	Andhra Pradesh	0.88
1036.	My Home Industries Limited	Andhra Pradesh	0.88
1037.	Hindustan Coca Cola Beverages Pvt. Ltd.	Tamil Nadu	0.87
1038.	SMS Pharmaceuticals Ltd.	Telangana	0.87
1039.	Sri Balaji Textiles	Tamil Nadu	0.87
1040.	GHCL Ltd. Veraval	Gujarat	0.86
1041.	Subburaj Spinning Mills Pvt. Ltd.	Tamil Nadu	0.86
1042.	Cogent Glass Ltd.	Telangana	0.86
1043.	Kalpataruvu Spinning Mills Ltd.	Andhra Pradesh	0.86
1044.	Ultimate Flexipack Ltd.	Uttarakhand	0.86
1045.	Aruppukottai Shri Jayavilas	Tamil Nadu	0.85
1046.	STL Global Ltd., Faridabad	Haryana	0.85
1047.	Astral Poly Technik Ltd.	Gujarat	0.85
1048.	Suryaans Paper	Tamil Nadu	0.84
1049.	Roquette Riddhi Siddhi Private Limited, Gokak, Belgaum	Karnataka	0.84
1050.	Vijay Iron Foundry Pvt. Ltd.	Telangana	0.84
1051.	Laser Shaving (India) Pvt. Ltd.	Telangana	0.84
1052.	Gupta Exim India Pvt. Ltd., Palwal	Haryana	0.84
1053.	ML Spinners Pvt. Ltd., Sonapat	Haryana	0.84
1054.	Keerthi Industries Limited	Telangana	0.84



1	2	3	4
1055.	JCB India Ltd., Ballabgarh, Faridabad	Haryana	0.83
1056.	VEEJAY Syntex Pvt. Ltd.	Tamil Nadu	0.83
1057.	Venkata Siva Parvathi Spinning Mills Ltd.	Andhra Pradesh	0.82
1058.	Inogent Laboratories Pvt. Ltd.	Telangana	0.82
1059.	Bhavanam Spinning Mills (P) Ltd.	Andhra Pradesh	0.82
1060.	Shrinath Rotopack Pvt. Ltd.	Telangana	0.82
1061.	SSB Engineers Pvt. Ltd.	Rajasthan	0.81
1062.	Oasis Enterprises Pvt. Ltd.	Punjab	0.81
1063.	Motherson Automotive Technologies & Engg	Tamil Nadu	0.81
1064.	Kallam Brothers Cottons (P) Ltd.	Andhra Pradesh	0.80
1065.	Dollar Industries Ltd.	Tamil Nadu	0.80
1066.	Hindupur Steel & Alloys Pvt. Ltd.	Andhra Pradesh	0.80
1067.	Bhuvaneshwari Textiles Pvt. Ltd.	Tamil Nadu	0.80
1068.	Trishala Alloys Private Ltd.	Punjab	0.79
1069.	Uniproducts India Ltd., Rewari	Haryana	0.79
1070.	Rajvir Industries Ltd.	Telangana	0.79
1071.	Shantha Biotechnics Ltd.	Telangana	0.79
1072.	Vikas Strips Ltd., Faridabad	Haryana	0.78
1073.	Lalitha Parameshwari Spinning Mills (P) Ltd.	Andhra Pradesh	0.78
1074.	Gupta Threads Ltd.	Punjab	0.77
1075.	Elegant Dyeing & Processing Ltd., Gurgaon	Haryana	0.77
1076.	Dhruv Global Ltd. Faridabad	Haryana	0.77
1077.	Haryana Power Purchase Centre	Haryana	0.77
1078.	Devbhoomi Steels Pvt. Ltd.	Uttarakhand	0.77
1079.	Pankaja Mills	Tamil Nadu	0.76
1080.	International Hospital Ltd., Faridabad A/C No N6HT 0016	Haryana	0.76

1	2	3	4
1081.	Nukala Rama Koteswara Rao Textiles Pvt. Ltd.	Andhra Pradesh	0.76
1082.	Neuland Laboratories Limited	Telangana	0.76
1083.	Jain Steel Industries Hisar	Haryana	0.76
1084.	DSM Sinochem Pharmaceuticals India Pvt. Ltd.	Punjab	0.76
1085.	K B Rolling Mills Pvt. Ltd.	Telangana	0.76
1086.	Pasupati Spinning & Weaving Mills Ltd., Dharuhera	Haryana	0.76
1087.	KML Moldings (A Unit of Krishna Maruti Ltd.) IMT Manesar Gurgaon	Haryana	0.75
1088.	Tirupur Thirukkumaran Textiles (P) Ltd.	Tamil Nadu	0.74
1089.	Deevya Shakti Paper Mills Pvt. Ltd.	Andhra Pradesh	0.73
1090.	Sushil Garg C/o Taj Spuntex Panipat	Haryana	0.73
1091.	Carona Industries Ltd.	Tamil Nadu	0.73
1092.	Sri Raja Vinayaga	Tamil Nadu	0.73
1093.	Rolex Rings Pvt. Ltd.	Gujarat	0.72
1094.	Deccan Fine Chemicals India Pvt. Ltd.	Andhra Pradesh	0.72
1095.	Srini Pharmaceuticals Ltd. (SPL)	Telangana	0.72
1096.	Sree Pandian Spinning Mill Pvt. Ltd.	Tamil Nadu	0.71
1097.	GBR Metals Private Ltd.	Tamil Nadu	0.71
1098.	Mega Rubber Technologies Pvt. Ltd.	Tamil Nadu	0.71
1099.	Subros Limited	Haryana	0.71
1100.	Shri Hiranyakeshi Sahakari Sakkare Karkhane Niyamit	Karnataka	0.71
1101.	Shri Ramalinga Mills Ltd.	Tamil Nadu	0.71
1102.	Arumuga Fabrics(P) Ltd.	Tamil Nadu	0.71
1103.	Veegee Kaushiko Engineering Pvt. Ltd., Faridabad	Haryana	0.70

1	2	3	4
1104.	Shiva Castings Pvt. Ltd.	Punjab	0.70
1105.	Sundaram Industries Ltd.	Tamil Nadu	0.70
1106.	Vijayalakshmi Spintex Ltd.	Telangana	0.70
1107.	Pearl Beverages Ltd.	Andhra Pradesh	0.69
1108.	Alliance One Industries India Pvt. Ltd.	Andhra Pradesh	0.69
1109.	SRF Limited	Uttarakhand	0.68
1110.	Saraca Laboratories Ltd.	Telangana	0.68
1111.	Pioneer Spinning & Weaving Mills Ltd.	Andhra Pradesh	0.68
1112.	Paramount Textile Mills (P) Ltd.	Tamil Nadu	0.68
1113.	Shivam Smelters Private Limited	Telangana	0.68
1114.	Segno Ceramics Pvt. Ltd.	Andhra Pradesh	0.68
1115.	Rajasthan Patrika Pvt. Ltd., Jhotwara	Rajasthan	0.68
1116.	Ramco Textile Mill	Tamil Nadu	0.67
1117.	Brindavan Cotton Mills Ltd.	Tamil Nadu	0.67
1118.	Shanmugappriya Textiles Ltd.	Tamil Nadu	0.67
1119.	Sri Karthikeya Spg & Wvg Mills Pvt. Ltd.	Tamil Nadu	0.67
1120.	Shri Govindaraja Mills Ltd.	Tamil Nadu	0.67
1121.	Rama Spinners Pvt. Ltd.	Telangana	0.67
1122.	Sree Karpagambal Mills Limited	Tamil Nadu	0.67
1123.	Maha Mayay Steels, Khushkhera	Rajasthan	0.66
1124.	Madhumilan Industries Ltd.	Madhya Pradesh	0.66
1125.	Concord Biotech Limited	Gujarat	0.66
1126.	Consult Techniques India Pvt. Ltd., Ballabgarh, Faridabad	Haryana	0.65
1127.	Jogindra Castings Pvt. Ltd.	Punjab	0.65
1128.	Maharaja Cotspin Limited	Punjab	0.65
1129.	Shamanur Sugars Limited (SSL)	Karnataka	0.65

1	2	3	4
1130.	YSR Spinning & Weaving Mills (P) Ltd.	Andhra Pradesh	0.64
1131.	Coimbatore Murugan Mills	Tamil Nadu	0.64
1132.	Sulochana Cotton Spinning Mills (P) Ltd.	Tamil Nadu	0.64
1133.	Minda Investments Ltd., Gurgaon	Haryana	0.63
1134.	Oswal Global Pvt. Ltd., Faridabad	Haryana	0.63
1135.	Dilip Re Rolling Pvt. Ltd.	Andhra Pradesh	0.63
1136.	Amara Raja Infra Private Limited	Andhra Pradesh	0.63
1137.	Prima Products Pvt. Ltd.	Tamil Nadu	0.63
1138.	Chopra Alloys	Punjab	0.63
1139.	Munjal Castings	Punjab	0.63
1140.	Vijay Iron Foundry Pvt. Ltd.	Andhra Pradesh	0.62
1141.	Abhitex International, Panipat	Haryana	0.62
1142.	Gemini Edibles & Fats India Pvt. Ltd.	Andhra Pradesh	0.62
1143.	Sakthi Auto Ancillary Private Ltd.	Tamil Nadu	0.62
1144.	Hetero Infrastructure SEZ Limited	Andhra Pradesh	0.62
1145.	Singode India Ltd.	Andhra Pradesh	0.61
1146.	Hindustan Vidyut Products Ltd., Faridabad	Haryana	0.61
1147.	Covalent Laboratories Pvt. Ltd.	Andhra Pradesh	0.61
1148.	Alpine Knits India Pvt. Ltd.	Tamil Nadu	0.61
1149.	Ruchi Soya Industries Ltd.	Tamil Nadu	0.61
1150.	E R Textiles Ltd., Bagalur	Tamil Nadu	0.61
1151.	Sri Seshasai Spinning Mills Pvt. Ltd.	Andhra Pradesh	0.60
1152.	Simpex Granito Pvt. Ltd.	Gujarat	0.60
1153.	Lumax DK Auto Industries Ltd., Manesar	Haryana	0.60
1154.	Gayatri Bio Organics Ltd.	Telangana	0.60

1	2	3	4
1155.	Robert Bosch Engineering and Business Solutions Ltd. Bangalore	Karnataka	0.60
1156.	Jaiprakash Associates Wanakbori Cement Grinding	Gujarat	0.59
1157.	Prasuna Vamsikrishna Spinning Mills Pvt. Ltd.	Andhra Pradesh	0.59
1158.	JMV Ispat Pvt. Ltd.	Uttarakhand	0.59
1159.	Pearl Bottling Pvt. Ltd.	Andhra Pradesh	0.58
1160.	Natural Castings	Punjab	0.58
1161.	B.A. Alloys Pvt. Ltd.	Uttarakhand	0.58
1162.	Tirupur Export Knitwear Industrial Complex	Tamil Nadu	0.58
1163.	Bhagiradha Chemicals & Indu	Andhra Pradesh	0.58
1164.	Sri Krishna Jute Mills Unit of East India Commercial Company Limited	Andhra Pradesh	0.58
1165.	Mahindra & Mahindra Ltd.	Telangana	0.58
1166.	Bajrangbali Rerollers Pvt. Ltd., Odisha	Odisha	0.58
1167.	Kwality Limited	Haryana	0.57
1168.	South India Krishna Oil and Fats Pvt. Ltd.	Andhra Pradesh	0.57
1169.	Roop Polymers Ltd., Gurgaon	Haryana	0.57
1170.	Lakshmi Machine Works Ltd.	Tamil Nadu	0.57
1171.	SP Spinning Mills Pvt. Ltd.	Tamil Nadu	0.56
1172.	Gian Castings Pvt. Ltd.	Punjab	0.56
1173.	HSIL Ltd., Bahadurgarh	Haryana	0.56
1174.	Bony Polymer Pvt. Ltd., Faridabad	Haryana	0.56
1175.	S L V Spinning Mills Ltd.	Andhra Pradesh	0.56
1176.	AMD Industries Ltd.	Rajasthan	0.56
1177.	ASK Automotive Pvt. Ltd., Gurgaon	Haryana	0.56

1	2	3	4
1178.	Bharat Biotech International Ltd.	Telangana	0.55
1179.	Hindustan Newsprint Ltd. Newsprint Nagar Kottayam-686616 Kerala	Kerala	0.54
1180.	M M Castings Pvt. Ltd., Ballabgarh, Faridabad	Haryana	0.54
1181.	Murugappa Morgan Thermal Ceramics Ltd.	Tamil Nadu	0.54
1182.	Louis Dreyfus Commodities India Pvt. Ltd.	Andhra Pradesh	0.53
1183.	Ajay Polymers, Hisar	Haryana	0.53
1184.	Akula Boards Ltd.	Andhra Pradesh	0.53
1185.	Baxter India Pvt. Ltd., IMT Manesar	Haryana	0.53
1186.	DB Power Ltd.	Chhattisgarh	0.52
1187.	Shri Shakti Iron & Steel Re Rolling Mill	Rajasthan	0.52
1188.	Orient Paper & Industries Limited, Faridabad	Haryana	0.52
1189.	Balarama Krishna Spinning Mills (P.) Ltd.	Andhra Pradesh	0.52
1190.	Empee Breweries Ltd.	Tamil Nadu	0.52
1191.	Sri Bajrang Jute Mills Ltd.	Andhra Pradesh	0.51
1192.	NCL Industries Ltd.	Andhra Pradesh	0.51
1193.	Vindhya Spinning Mills (P.) Ltd.	Tamil Nadu	0.51
1194.	Pragati Spinners Pvt. Ltd.	Telangana	0.51
1195.	Srinath Spinners Ltd.	Telangana	0.51
1196.	Sri Venkata Lakshmi Narasimha Spinning Mills (P.) Ltd.	Andhra Pradesh	0.51
1197.	Sri Jeyajothi Textiles Mills (P.) Ltd.	Tamil Nadu	0.50
1198.	Arun Textiles (P.) Ltd.	Tamil Nadu	0.50
1199.	SSV Spinners Pvt. Ltd.	Telangana	0.50

1	2	3	4
1200.	Aryam Steels Private Limited	Andhra Pradesh	0.50
1201.	Sage Metals Ltd. Faridabad, Haryana	Haryana	0.50
1202.	Piramal Enterprises Ltd.	Andhra Pradesh	0.50
1203.	Divya Spinning Mill (P.) Ltd.	Tamil Nadu	0.50
1204.	Sharadha Terry Products Ltd.	Tamil Nadu	0.50
1205.	Sreevasa Spinners Ltd.	Telangana	0.49
1206.	Somany Ceramics Ltd.	Gujarat	0.49
1207.	Universal Autofoundry Pvt. Ltd.	Rajasthan	0.49
1208.	Sankari Yarns Private Limited	Tamil Nadu	0.49
1209.	Doonvalley Technopolis Pvt. Ltd.	Uttarakhand	0.49
1210.	U P Bone Mills Pvt. Ltd.	Uttarakhand	0.49
1211.	Sri Sarvana Spinning Mill	Tamil Nadu	0.49
1212.	Bhagyanagar India Limited	Telangana	0.49
1213.	Patchala Spintex Pvt. Ltd.	Andhra Pradesh	0.49
1214.	Punjab Chemicals & Crop. Protection Ltd.	Punjab	0.49
1215.	Aquasub Engineering (Foundry Division)	Tamil Nadu	0.49
1216.	Anil Special Steel Industries Ltd. Anantpura	Rajasthan	0.48
1217.	JS Auto Cast Foundry India Pvt. Ltd.	Tamil Nadu	0.48
1218.	MSN Pharmachem Pvt. Ltd.	Telangana	0.48
1219.	Ruchi Soya Industries Ltd.	Rajasthan	0.48
1220.	Capsugel Healthcare Ltd., Dharuhera	Haryana	0.48
1221.	Auronext Pharma. Pvt. Ltd.	Rajasthan	0.48
1222.	KKP Textiles Ltd.	Tamil Nadu	0.47
1223.	Uma Spintex India Pvt. Ltd.	Andhra Pradesh	0.47
1224.	Ahuja Cotspin Pvt. Ltd.	Punjab	0.47
1225.	Golconda Textiles Pvt. Ltd.	Telangana	0.47
1226.	Dhanalakshmi Cotton & Rice Mills Pvt. Ltd.	Andhra Pradesh	0.47

1	2	3	4
1227.	Sri Lakshmikantha Spinners Ltd.	Andhra Pradesh	0.47
1228.	India Japan Lighting Pvt. Ltd.	Haryana	0.46
1229.	Varun Beverages Ltd.	Rajasthan	0.46
1230.	C.L. Engineering Ltd.	Punjab	0.46
1231.	Chida Spinning Mills Pvt. Ltd.	Andhra Pradesh	0.46
1232.	J.R. Agro Pvt. Ltd.	Punjab	0.46
1233.	Toshiba Transmission & Distribution Systems (INDIA) Private Limited	Telangana	0.46
1234.	Rane Diecast Limited	Telangana	0.46
1235.	ISGEC Heavy Engineering Ltd., Yamuna Nagar	Haryana	0.45
1236.	GVK Properties & Management Co. Pvt. Ltd.	Andhra Pradesh	0.45
1237.	Spicetex Cotton Mills Ltd.	Tamil Nadu	0.45
1238.	Sri Ram Spinning Mills Limited	Telangana	0.45
1239.	KKP Spinning Mills Ltd.	Tamil Nadu	0.45
1240.	Bhupendra Steel (P.) Ltd. Faridabad	Haryana	0.45
1241.	Suryaoday Spinning Mills Pvt. Ltd.	Telangana	0.45
1242.	Gainup Industries India Pvt. Ltd.	Tamil Nadu	0.45
1243.	Venus Industrial Corporation Pvt. Ltd., Faridabad	Haryana	0.45
1244.	Charu Steels Ltd.	Uttarakhand	0.44
1245.	Mangal Industries Limited	Andhra Pradesh	0.44
1246.	Ocean India Pvt. Ltd.	Andhra Pradesh	0.44
1247.	Satguru Metals & Power Pvt. Ltd., Odisha	Orissa	0.43
1248.	KSM Spinning Mills	Punjab	0.43
1249.	Sanford Vitrified Private Limited	Gujarat	0.43
1250.	Sai Global Yarn Tex India Pvt. Ltd.	Andhra Pradesh	0.43
1251.	Harshni Textiles Ltd.	Tamil Nadu	0.43



1	2	3	4
1252.	Shivalik Prints Ltd., Faridabad	Haryana	0.43
1253.	Ambika Cotton Mills Limited	Tamil Nadu	0.43
1254.	Rajapalayam Spintex	Tamil Nadu	0.43
1255.	Rane Brake Lining Pvt. Ltd.	Tamil Nadu	0.43
1256.	MNR Cottons Ltd.	Telangana	0.43
1257.	KPG Cottspinn India Pvt. Ltd.	Tamil Nadu	0.42
1258.	Mann Feeds Pvt. Ltd., Faridabad	Haryana	0.42
1259.	HPCL VSP VZA Pipe Line	Andhra Pradesh	0.42
1260.	M/s SP Industries, Sonipat	Haryana	0.42
1261.	Sri Nukala Ramakoteswara Rao Textiles	Andhra Pradesh	0.42
1262.	Alchem International Ltd.	Rajasthan	0.42
1263.	J.K. Lakshmi Cement Ltd., Jhajjar	Haryana	0.42
1264.	Jagadguru Textiles Limited	Andhra Pradesh	0.42
1265.	SNJ Synthetics Limited	Andhra Pradesh	0.42
1266.	Hikal Ltd. KIADB Ind. Area Jigani Anekal Tq., Bangalore	Karnataka	0.42
1267.	Pokarna Ltd.	Telangana	0.41
1268.	Stanvac Chemicals India Ltd. Gurgaon A/C No IND7 0033 (Group Leader)	Haryana	0.41
1269.	Chopra Steel and Agro Industries	Punjab	0.41
1270.	Naveen Cotton Mill Pvt. Ltd.	Tamil Nadu	0.41
1271.	Sri Venkateshwara Industries	Andhra Pradesh	0.41
1272.	Rockman Industry Ltd.	Punjab	0.41
1273.	Tube Investments of India Limited (UNIT TIDC INDIA)	Telangana	0.41
1274.	Asian Peroxides Ltd.	Andhra Pradesh	0.40
1275.	Theni Guru Krishna Textile Mills (P.) Ltd.	Tamil Nadu	0.40

1	2	3	4
1276.	Rane TRW Steering Systems Ltd.	Tamil Nadu	0.40
1277.	Oil Country Tabular Ltd.	Telangana	0.40
1278.	KVS Spinning Mills Pvt. Ltd.	Telangana	0.40
1279.	Santha Spinning Mills Pvt. Ltd.	Tamil Nadu	0.40
1280.	Vivimed Labs. Limited	Telangana	0.39
1281.	Hind Alloys	Punjab	0.39
1282.	Saranya Spinning Mills (P.) Ltd.	Tamil Nadu	0.38
1283.	Vishnu Chemicals Ltd.	Andhra Pradesh	0.38
1284.	Mandava Cotton Mills (P.) Ltd.	Andhra Pradesh	0.38
1285.	Krishna Maruti Ltd., Gurgaon	Haryana	0.38
1286.	Sri Vaishnavi Spintex (India) Private Ltd.	Andhra Pradesh	0.38
1287.	Piramal Healthcare Ltd.	Tamil Nadu	0.38
1288.	Mahindra & Mahindra Ltd.	Andhra Pradesh	0.37
1289.	Glaxo Smith Kline Consumer Healthcare Limited	Andhra Pradesh	0.37
1290.	Pioneer Jellice India (P.) Ltd.	Tamil Nadu	0.37
1291.	Spincot Textiles (P.) Ltd.	Andhra Pradesh	0.37
1292.	HIL Ltd., Dharuhera	Haryana	0.37
1293.	Sri Vishnu Educational Society	Andhra Pradesh	0.37
1294.	Nandi Vardhana Textile Mills Ltd.	Andhra Pradesh	0.36
1295.	Sri Krishna Pharmaceuticals	Telangana	0.36
1296.	Rama Spinners (P.) Ltd.	Andhra Pradesh	0.36
1297.	Jeyavishnu Spintex Pvt. Ltd.	Tamil Nadu	0.36
1298.	Vennar Ceramics Ltd.	Andhra Pradesh	0.36
1299.	Thomson Press (India) Limited Faridabad	Haryana	0.36
1300.	Sri Manjunatha Spinning Mills Ltd.	Andhra Pradesh	0.36
1301.	Ganpati Cottex Ltd., Panipat	Haryana	0.36
1302.	Reid & Taylor India Limited Thandya Industrial Area Thandavapura Nanjangud	Karnataka	0.35

1	2	3	4
1303.	Sri Nagamalleswara Spintex (India) Pvt. Ltd.	Andhra Pradesh	0.35
1304.	KIE Engineering Pvt. Ltd.	Uttarakhand	0.35
1305.	Adani Wilmar Limited	Andhra Pradesh	0.35
1306.	Hindustan Coca Cola Beverages Pvt. Ltd., Kaladera	Rajasthan	0.35
1307.	Vikas Spool Pvt. Ltd., Bahadurgarh	Haryana	0.34
1308.	Anandtex International Pvt. Ltd., Panipat	Haryana	0.34
1309.	Vishwanath Spinnerz India Ltd.	Andhra Pradesh	0.34
1310.	Arun Spinning Mills Pvt. Ltd.	Tamil Nadu	0.34
1311.	The Andhra Petrochemicals Ltd.	Andhra Pradesh	0.34
1312.	Perfect Knitters Ltd.	Telangana	0.34
1313.	BRT Spinners Private Ltd.	Tamil Nadu	0.34
1314.	Aradhana Foods & Juices Pvt. Ltd.	Andhra Pradesh	0.34
1315.	Saraswathi Udyog India Ltd.	Tamil Nadu	0.34
1316.	Tata Communications Ltd.	Karnataka	0.34
1317.	Greygold Cements Limited	Telangana	0.34
1318.	Minda Industries Ltd.	Haryana	0.34
1319.	Rayani Spintex Pvt. Ltd.	Andhra Pradesh	0.34
1320.	Penna Cement Industries Ltd.	Telangana	0.33
1321.	The Paper Products Limited	Telangana	0.33
1322.	Balu Spinning Mills Pvt. Ltd.	Tamil Nadu	0.33
1323.	Biological E Limited	Andhra Pradesh	0.33
1324.	Vijay Anand Kraft Papers Pvt. Ltd.	Telangana	0.33
1325.	Ammarun Foundaries	Tamil Nadu	0.33
1326.	HIL Limited	Telangana	0.33
1327.	Sri Venkatram Spinners	Tamil Nadu	0.32
1328.	Golconda Textiles Pvt. Ltd.	Andhra Pradesh	0.32
1329.	Tirumala Cotton & Agro. Product Pvt. Ltd.	Andhra Pradesh	0.32

1	2	3	4
1330.	Rane Engine Valve	Andhra Pradesh	0.32
1331.	Jai Hind Spinning Mills Ltd.	Tamil Nadu	0.32
1332.	Sri Venkatramana Paper Mills Pvt. Ltd.	Tamil Nadu	0.32
1333.	Ajanta Spintex Ltd.	Andhra Pradesh	0.32
1334.	Quality Foils (India) Pvt. Ltd., Hisar	Haryana	0.32
1335.	Cheslind Textiles Ltd.	Tamil Nadu	0.31
1336.	Mindarika Pvt. Ltd., Gurgaon	Haryana	0.31
1337.	Sree Anantha Lakshmi Textiles Private Limited	Andhra Pradesh	0.31
1338.	Krishna Murthy Spinning Mills Pvt. Ltd.	Andhra Pradesh	0.31
1339.	Bambino Agro, Industries Ltd., Gurgaon	Haryana	0.31
1340.	K J International	Punjab	0.31
1341.	Hindustan Gum & Chemical Ltd., Bhiwani	Haryana	0.31
1342.	VST Industries Pvt. Ltd.	Andhra Pradesh	0.31
1343.	Malerkotla Steel & Alloys Pvt. Ltd.	Punjab	0.31
1344.	Salasar Castings	Punjab	0.30
1345.	Vijay Velavan Spinning Mills Pvt. Ltd.	Tamil Nadu	0.30
1346.	Sree Vadivambigai Textile Mills Pvt. Ltd.	Tamil Nadu	0.30
1347.	Shri Sakthi Papers India (P) Ltd.	Tamil Nadu	0.30
1348.	Jay Auto Components Ltd., Bawal	Haryana	0.30
1349.	Ramya Spinning Mills (P) Ltd.	Andhra Pradesh	0.30
1350.	OCV Reinforcements Ltd.	Andhra Pradesh	0.30
1351.	Ranganayaka Spinning Mills Ltd.	Andhra Pradesh	0.29
1352.	The Metal Powder Company Ltd.	Tamil Nadu	0.29
1353.	Vijayasai Textiles Pvt. Ltd.	Andhra Pradesh	0.29

1	2	3	4
1354.	Harikrishna Cotton Mills (P) Ltd.	Tamil Nadu	0.29
1355.	Videocon Industries Ltd.	Uttarakhand	0.29
1356.	AKCT Cidambaram Cotton Mill Pvt. Ltd.	Tamil Nadu	0.29
1357.	Bright Auto Plast Ltd., Rozka Meo Sohna	Haryana	0.29
1358.	Vantage Spinners Pvt. Ltd.	Andhra Pradesh	0.29
1359.	Jai Jegandambika Textiles Mills (P) Ltd.	Tamil Nadu	0.29
1360.	Sri Lakshmi Narasimha Spinning Mills (India) Pvt. Ltd.	Andhra Pradesh	0.29
1361.	Hotel Leela Venture Ltd.	Tamil Nadu	0.28
1362.	Sivaram Yarns Pvt. Ltd.	Andhra Pradesh	0.28
1363.	Mutual Industries Ltd.	Uttarakhand	0.28
1364.	Vasundhara Cotton Mills Ltd.	Andhra Pradesh	0.28
1365.	Namo Alloys Pvt. Ltd. (Unit II), Prithla, Palwal	Haryana	0.28
1366.	Jai Gear Pvt. Ltd.	Punjab	0.28
1367.	Sameera Papers Limited	Andhra Pradesh	0.28
1368.	Punjab Steel Forgings & Agro.	Punjab	0.28
1369.	Anjani Portland Cements Ltd.	Andhra Pradesh	0.27
1370.	Vijayalakshmi Spintex Ltd.	Andhra Pradesh	0.27
1371.	Annur Satya Textile Ltd.	Tamil Nadu	0.27
1372.	Vishal Paper Industries Pvt. Ltd.	Punjab	0.27
1373.	Supreme Cot Spin Mills (India) Pvt. Ltd.	Tamil Nadu	0.27
1374.	India Cements Ltd.	Andhra Pradesh	0.27
1375.	Balavigna Weaving Mills Ltd.	Tamil Nadu	0.27
1376.	Kirby Building Systems India Ltd.	Telangana	0.27
1377.	Rajapalayam Textiles	Tamil Nadu	0.26

1	2	3	4
1378.	Sree Koppammal Cotton Spinning Mills	Tamil Nadu	0.26
1379.	Nuevo Polymers Pvt. Ltd., Jhajjar	Haryana	0.26
1380.	Bajaj Motors Ltd., Pant Nagar	Uttarakhand	0.26
1381.	G G Spuntex, Panipat	Haryana	0.26
1382.	Oriental Scientific Dyers	Punjab	0.26
1383.	Satia Industries Ltd.	Punjab	0.26
1384.	Saraca Laboratories Ltd.	Andhra Pradesh	0.26
1385.	SNF (India) Pvt. Ltd.	Andhra Pradesh	0.26
1386.	Anugraha Fashion Mill Pvt. Ltd.	Tamil Nadu	0.25
1387.	Sudarsanam Spinning Mills	Tamil Nadu	0.25
1388.	Eden Steel Alloys	Punjab	0.25
1389.	The Supreme Industries Limited, Lalru	Punjab	0.25
1390.	Tamilnadu Jaibharath Mills Ltd.	Tamil Nadu	0.25
1391.	Krishna Poultry Tex Mill (P) Ltd.	Tamil Nadu	0.25
1392.	VE Commercial Vehicles Ltd. (A Volvo Group and Eicher Motors Joint Venture)	Madhya Pradesh	0.25
1393.	Chimique India Gujarat Plant	Gujarat	0.24
1394.	Teamec Chlorates Ltd.	Andhra Pradesh	0.24
1395.	Sterling Agro Industries Ltd.	Madhya Pradesh	0.24
1396.	The Malt Company (India) Pvt. Ltd., Gurgaon	Haryana	0.24
1397.	Skill Promoters Pvt. Ltd.	Telangana	0.24
1398.	Sri Vishnu Annamalaiyar Paper Mills Ltd.	Tamil Nadu	0.24
1399.	Agarwal Industries Pvt. Ltd.	Andhra Pradesh	0.24
1400.	R S Mills Pvt. Ltd.	Tamil Nadu	0.24
1401.	GVK Biosciences Private Limited	Telangana	0.24

1	2	3	4
1402.	Sri Sahithi Spinning Mills Limited	Andhra Pradesh	0.24
1403.	PYUNG HWA India Ltd.	Tamil Nadu	0.24
1404.	Welldone Technology Parks Developments Pvt. Ltd., Gurgaon	Haryana	0.24
1405.	Magic Wires Pvt. Ltd.	Uttarakhand	0.23
1406.	Parle Agro Pvt. Ltd.	Telangana	0.23
1407.	Hyderabad Chemicals Products Ltd.	Telangana	0.23
1408.	Shreeji Ceramic Industries	Gujarat	0.23
1409.	JC Biotech Pvt. Ltd.	Andhra Pradesh	0.23
1410.	Modi Concast Pvt. Ltd.	Punjab	0.23
1411.	Tecumseh Products India Pvt. Ltd.	Andhra Pradesh	0.23
1412.	Coimbatore Polytex Pvt. Ltd.	Tamil Nadu	0.23
1413.	Sona Castings Pvt. Ltd.	Punjab	0.23
1414.	Shree Siddhi Vinayak Induction Pvt. Ltd.	Rajasthan	0.23
1415.	Pragati Spinners Pvt. Ltd.	Andhra Pradesh	0.22
1416.	Dhanya Steel Industries Pvt. Ltd.	Andhra Pradesh	0.22
1417.	M P Shan Tex Pvt. Ltd.	Tamil Nadu	0.22
1418.	Sivadarshini Papers Private Ltd.	Tamil Nadu	0.22
1419.	Guntur Spinning Mills (P) Ltd.	Andhra Pradesh	0.22
1420.	Viswabharathi Textiles (P) Ltd.	Tamil Nadu	0.22
1421.	Ashley Alteams India Ltd.	Tamil Nadu	0.22
1422.	Anjalee Granites Private Limited	Andhra Pradesh	0.22
1423.	Noble Tech Industries (P) Ltd.	Tamil Nadu	0.22
1424.	Pennar Industries Limited	Telangana	0.22
1425.	Jai India Weaving Mill Ltd.	Tamil Nadu	0.21
1426.	Everon Castings Pvt. Ltd.	Tamil Nadu	0.21
1427.	Iceberg Foods Ltd., Rohtak	Haryana	0.21
1428.	Mirra and Mirra Industries Pvt. Ltd.	Tamil Nadu	0.21

1	2	3	4
1429.	HIL Limited	Andhra Pradesh	0.21
1430.	Kallam Agro Products & Oils (P) Ltd.	Andhra Pradesh	0.20
1431.	Patspin India Ltd.	Tamil Nadu	0.20
1432.	Ashapura Minechem Ltd.	Gujarat	0.20
1433.	J K Fenner (India) LIMITED	Telangana	0.20
1434.	HCL Technologies Ltd.	Tamil Nadu	0.20
1435.	Chandigarh Castings Pvt. Ltd.	Punjab	0.20
1436.	N G Alloys Pvt. Ltd.	Punjab	0.20
1437.	Virchow Petrochemical Pvt. Ltd.	Andhra Pradesh	0.20
1438.	Lohiya Edible Oils Private Limited	Andhra Pradesh	0.20
1439.	Rajapalayam Mills Ltd.	Tamil Nadu	0.20
1440.	GNA Duraparts Pvt. Ltd.	Punjab	0.20
1441.	ACE Tyres Limited	Andhra Pradesh	0.19
1442.	GSR Textiles Pvt. Ltd.	Andhra Pradesh	0.19
1443.	Shiva Fabricators Pvt. Ltd.	Punjab	0.19
1444.	Vishay Precision Transducers India Pvt. Ltd.	Tamil Nadu	0.19
1445.	Aravind Ceramic Industries Ltd.	Tamil Nadu	0.19
1446.	Oswal Cotton Spinning Mills	Punjab	0.19
1447.	Taksus Steels Pvt. Ltd.	Punjab	0.19
1448.	Allied Recycling Ltd.	Punjab	0.19
1449.	Neolite ZKW Lightings Pvt. Ltd., Bahadurgarh	Haryana	0.19
1450.	Shri Hari Process	Tamil Nadu	0.19
1451.	India Nippon Electricals Ltd.	Tamil Nadu	0.18
1452.	MLR Industries Private Ltd.	Telangana	0.18
1453.	Jasch Industries Ltd., Sonapat	Haryana	0.18
1454.	Prabath Spinner India(P) Ltd.	Tamil Nadu	0.18
1455.	Goyal malleables Pvt. Ltd.	Punjab	0.18



1	2	3	4
1456.	Aarti Yarnfab Pvt. Ltd., Karnal	Haryana	0.18
1457.	IM Gears Ltd.	Tamil Nadu	0.18
1458.	Armstrong Spinning Mills (P) Ltd.	Tamil Nadu	0.18
1459.	Sreevasa Spinners Ltd.	Andhra Pradesh	0.18
1460.	Keerthi Industries Limited	Andhra Pradesh	0.18
1461.	Maharishi Markandeshwar University Trust Mullana, Ambala	Haryana	0.18
1462.	Wheels India Limited, Bawal, Rewari	Haryana	0.18
1463.	Deventhira Spinners Private Ltd.	Tamil Nadu	0.18
1464.	Mehala Carona Textiles Pvt. Ltd.	Tamil Nadu	0.18
1465.	Sasi Anand Spinning Mills India Ltd.	Tamil Nadu	0.18
1466.	Etco Denim Pvt. Ltd. Survey No. 225/226/229 Aliyabad Ind Area Stage II	Karnataka	0.17
1467.	Sri Ramachandra Paper Boards Ltd.	Andhra Pradesh	0.17
1468.	Savio Ceramica Pvt. Ltd.	Gujarat	0.17
1469.	ITC Centre Project, Gurgaon	Haryana	0.17
1470.	Naga Sindhu Spinning & Ginning Mills Pvt. Ltd.	Andhra Pradesh	0.17
1471.	Artemis Bio Tech	Telangana	0.17
1472.	R G Spinning Mills Ltd.	Tamil Nadu	0.17
1473.	Sifco Metal Industries	Telangana	0.17
1474.	M M Forgings Limited	Tamil Nadu	0.17
1475.	Biocon Limited	Andhra Pradesh	0.17
1476.	Cogent Glass Ltd.	Andhra Pradesh	0.17
1477.	Bhavya Cements Ltd.	Andhra Pradesh	0.17
1478.	Shree Ganesh Alloys	Punjab	0.17
1479.	Shiraguppi Sugar Works Limited	Karnataka	0.17
1480.	Murugappa Morgan Thermal Ceramics Ltd.	Gujarat	0.17

1	2	3	4
1481.	Vijay Anand Kraft Papers Pvt. Ltd.	Andhra Pradesh	0.17
1482.	Kumaragiri Spinners Ltd.	Tamil Nadu	0.16
1483.	Venkatadri Spinning Mills Pvt. Ltd.	Andhra Pradesh	0.16
1484.	Bhagyanagar India Limited	Andhra Pradesh	0.16
1485.	MNR Cottons Ltd.	Andhra Pradesh	0.16
1486.	Sundaram Auto Components Ltd.	Tamil Nadu	0.16
1487.	L & T Valves Ltd.	Tamil Nadu	0.16
1488.	Vishwakarma Automotive Pvt. Ltd. Unit II, Ballabgarh	Haryana	0.16
1489.	Shrinath Flexi Pack	Telangana	0.16
1490.	SAPA Extrusion India Pvt. Limited	Andhra Pradesh	0.16
1491.	Global Polybags IND(P) Ltd.	Tamil Nadu	0.16
1492.	Suguna Foods Limited	Telangana	0.16
1493.	Rane Brake Lining Ltd.	Tamil Nadu	0.16
1494.	Shrinath Rotopack Pvt. Ltd.	Andhra Pradesh	0.16
1495.	Murugan Textiles Ltd.	Tamil Nadu	0.16
1496.	Thiru Thaanigai Spinning Mill Pvt. Ltd.	Tamil Nadu	0.16
1497.	Super Rubber Mix	Tamil Nadu	0.16
1498.	Pokarna Engineered Stone Limited	Andhra Pradesh	0.15
1499.	Rane Diecast Limited	Andhra Pradesh	0.15
1500.	NATCO Pharma Limited	Andhra Pradesh	0.15
1501.	Shantha Biotechnics Ltd.	Andhra Pradesh	0.15
1502.	KDA Ispat Pvt. Ltd.	Telangana	0.15
1503.	Suresh Kumar Goel (Twenty First Century Steels Ltd.)	Punjab	0.15
1504.	Shiva Alloys	Punjab	0.15
1505.	Tube Investments of India Limited (UNIT TIDC INDIA)	Andhra Pradesh	0.15
1506.	Sri Lakshmi Srinivasa Jute Mills Ltd.	Andhra Pradesh	0.15

1	2	3	4
1507.	The Kadri Mills (CBE) Ltd.	Tamil Nadu	0.14
1508.	JMP Industries	Punjab	0.14
1509.	Visaka Industries Limited	Telangana	0.14
1510.	Rajvir Industries Limited	Andhra Pradesh	0.14
1511.	Kanoria Chemicals & Industries Ltd.	Andhra Pradesh	0.14
1512.	Nutrine Confectionery Company Private Limited	Andhra Pradesh	0.14
1513.	Chanakya Dairy Products Ltd.	Punjab	0.14
1514.	Sri Ramalingeswara Paper Products Pvt. Ltd.	Andhra Pradesh	0.14
1515.	Sri Venkata Umasankar Spintex Pvt. Ltd.	Andhra Pradesh	0.14
1516.	Berry Alloys Limited	Andhra Pradesh	0.14
1517.	Amoda Spintex Ltd.	Andhra Pradesh	0.14
1518.	G L S Industries Pvt. Ltd., Gurgaon	Haryana	0.14
1519.	Bharathi Polymers India	Andhra Pradesh	0.14
1520.	Suryaoday Spinning Mills Pvt. Ltd.	Andhra Pradesh	0.14
1521.	Vayhan Coffee Limited	Andhra Pradesh	0.13
1522.	Shri Cheran Synthetics India Ltd.	Tamil Nadu	0.13
1523.	Chenniappa Yarn Spinners Pvt. Ltd.	Tamil Nadu	0.13
1524.	Vedagiri Hi Tech Spinning Mills Ltd.	Tamil Nadu	0.13
1525.	Jayalakshmi Spinning Mills Ltd.	Tamil Nadu	0.13
1526.	Sri Ram Spinning Mills Limited	Andhra Pradesh	0.13
1527.	Visaka Industries Limited	Andhra Pradesh	0.13
1528.	Kwality Feeds Limit	Andhra Pradesh	0.13
1529.	Freelook Fashions	Tamil Nadu	0.13
1530.	Forge Well Limited, Faridabad	Haryana	0.12
1531.	Praveen Foundry(P) Ltd.	Tamil Nadu	0.12
1532.	Sri Vishnu Shankar Mill Ltd.	Tamil Nadu	0.12
1533.	Ra Chem Pharma Ltd.	Andhra Pradesh	0.12

1	2	3	4
1534.	Mangalagiri Textiles Mills (P) Ltd.	Andhra Pradesh	0.12
1535.	Saraiwwalaa Agrr Refineries Ltd.	Andhra Pradesh	0.12
1536.	Sri Muni Pachaiyamman Textiles Limited	Andhra Pradesh	0.12
1537.	Rajapalayam Textile Limited	Tamil Nadu	0.12
1538.	Rojeetasha Stamping Pvt. Ltd.	Uttarakhand	0.12
1539.	The Paper Products Limited	Andhra Pradesh	0.12
1540.	Jindal Agrocorp Pvt. Ltd., Hisar	Haryana	0.12
1541.	Milano Papers Pvt. Ltd.	Gujarat	0.12
1542.	Shri Bhagwati Flour Mills Pvt. Ltd.	Gujarat	0.12
1543.	TTK Protective Devices Ltd.	Tamil Nadu	0.11
1544.	K K P Weaving and Processing Mills Ltd.	Tamil Nadu	0.11
1545.	Sree Veerabrahmendra Swamy Spinning Mills	Andhra Pradesh	0.11
1546.	Perfect Knitters Ltd.	Andhra Pradesh	0.11
1547.	Deccan Alloys Pvt. Ltd.	Tamil Nadu	0.11
1548.	Ratnakar Ispat India Pvt. Ltd.	Rajasthan	0.11
1549.	SPL Industries Ltd.	Haryana	0.11
1550.	Sakthi Spin Tex (P) Ltd.	Tamil Nadu	0.11
1551.	Swathi Cotton Pvt. Ltd.	Andhra Pradesh	0.11
1552.	Nidhi Steel Industries	Punjab	0.11
1553.	Rajapalayam Mills Ltd.	Andhra Pradesh	0.11
1554.	Sandhya Spinning Mill Limited	Andhra Pradesh	0.11
1555.	Sri Vishnu Shankar Mill Ltd.	Andhra Pradesh	0.11
1556.	Yerik International	Punjab	0.11
1557.	TRK Textiles (P) Ltd.	Tamil Nadu	0.11
1558.	Jayavarma Textiles Pvt. Ltd.	Tamil Nadu	0.11
1559.	Arunanchala Spinning Mills India(P) Ltd.	Tamil Nadu	0.11

1	2	3	4
1560.	Chennai Breweries Private Ltd.	Tamil Nadu	0.10
1561.	Pilot Industries Ltd.	Uttarakhand	0.10
1562.	Liners India Ltd.	Andhra Pradesh	0.10
1563.	Vivimed Labs Limited	Andhra Pradesh	0.10
1564.	Hyderabad Chemicals Products Limited	Andhra Pradesh	0.10
1565.	Modern Terry Towels Limited	Gujarat	0.10
1566.	Granite Mart Ltd.	Telangana	0.10
1567.	GHCL	Tamil Nadu	0.10
1568.	Best Cheran Spintex India Ltd.	Tamil Nadu	0.10
1569.	Thiruvalluvar Textiles Private Ltd.	Tamil Nadu	0.10
1570.	Sri Sri Rukmani Rolling Mill Pvt. Ltd.	Tamil Nadu	0.10
1571.	Vasu Yarn Mills India Pvt. Ltd.	Tamil Nadu	0.10
1572.	Action Construction Equipment Ltd. Palwal	Haryana	0.10
1573.	Sri Karvembu Textiles Ltd.	Tamil Nadu	0.10
1574.	TVS Srichakra Ltd.	Tamil Nadu	0.10
1575.	Artemis Bio Tech	Andhra Pradesh	0.09
1576.	Granules India Limited	Andhra Pradesh	0.09
1577.	Divyalakshmi Textiles Private Ltd.	Tamil Nadu	0.09
1578.	Radiant Bar Ltd.	Uttarakhand	0.09
1579.	Durga Multimetals Pvt. Ltd.	Punjab	0.09
1580.	Texmo Industries (Pump)	Tamil Nadu	0.09
1581.	SMS SMELTERS	Arunachal Pradesh	0.09
1582.	Chemplast Sanmar Ltd.	Tamil Nadu	0.09
1583.	Fruitful Buildcon Pvt. Ltd.	Rajasthan	0.09
1584.	Sudarsanam Spinning Mills	Andhra Pradesh	0.09
1585.	Tecumseh Products India Pvt. Ltd.	Telangana	0.09
1586.	Kirby Building Systems India Ltd.	Andhra Pradesh	0.09

1	2	3	4
1587.	Sri Harini Textiles Limited	Andhra Pradesh	0.09
1588.	Srini Pharmaceuticals Ltd. (SPL)	Andhra Pradesh	0.08
1589.	Sri Karpagam Mills India(P) Ltd.	Tamil Nadu	0.08
1590.	Dalmia Cement (B) Ltd.	Tamil Nadu	0.08
1591.	Jai Parvati Forge Ltd.	Punjab	0.08
1592.	Pokarna Ltd.	Andhra Pradesh	0.08
1593.	Toshiba Transmission & Distribution Systems (INDIA) Private Limited	Andhra Pradesh	0.08
1594.	Emkay Automobile Industries Ltd., Gurgaon	Haryana	0.08
1595.	Bansal Spinning Mill Ltd.	Punjab	0.08
1596.	Neelkanth Concast Steel Pvt. Ltd.	Punjab	0.08
1597.	Sri Alameluammal Mills India Pvt. Ltd.	Tamil Nadu	0.08
1598.	Sujala Pipes Private Limited	Andhra Pradesh	0.08
1599.	Behari Lal Ispat Pvt. Ltd.	Punjab	0.07
1600.	Palani Muthu Textiles Pvt. Ltd.	Tamil Nadu	0.07
1601.	Sree Rayalaseema Hi Strength Hypo Ltd.	Andhra Pradesh	0.07
1602.	GTN Enterprises Ltd.	Tamil Nadu	0.07
1603.	Spads Textiles Ltd.	Andhra Pradesh	0.07
1604.	Doowon Automotive Systems India Pvt. Ltd.	Tamil Nadu	0.07
1605.	Kumaragiri Textiles Ltd.	Tamil Nadu	0.07
1606.	Leeds Spinning Mills (P) Ltd.	Tamil Nadu	0.07
1607.	D H Castings Pvt. Ltd.	Punjab	0.06
1608.	Thiagarajar Mills(P) Ltd.	Tamil Nadu	0.06
1609.	EICL Limited TC 79/4, Veli, Thiruvanthapuram 695021 Consumer No 134	Kerala	0.06
1610.	Kurinji Spinning Mills	Tamil Nadu	0.06

1	2	3	4
1611.	Shri Vaibhav Metacast Pvt. Ltd.	Rajasthan	0.06
1612.	R K Enterprises, Morwad	Rajasthan	0.06
1613.	Shri Harivallabi Spinners Pvt. Ltd.	Tamil Nadu	0.06
1614.	J S Khalsa Steels Pvt. Ltd.	Punjab	0.06
1615.	Lafarge India Pvt. Ltd., Chiriya, Bhiwani	Haryana	0.06
1616.	Lepro Herbals (P) Ltd., Panipat	Haryana	0.06
1617.	Kadri Mills (CBE) Ltd.	Tamil Nadu	0.06
1618.	Stanadyne Amalgamations P Ltd.	Tamil Nadu	0.06
1619.	Anangoor Textile Mills (P) Ltd.	Tamil Nadu	0.06
1620.	RBA Exports (P) Ltd.	Tamil Nadu	0.06
1621.	Shree Hans Rice & General Mills, Taraori, Karnal	Haryana	0.06
1622.	Parle Agro Pvt. Ltd.	Andhra Pradesh	0.06
1623.	Sri Ranilakshmi Textiles Pvt. Ltd.	Tamil Nadu	0.06
1624.	Abhedya Industries Ltd.	Telangana	0.06
1625.	Pavan Cotton Products Pvt. Ltd.	Andhra Pradesh	0.06
1626.	Mouli Spinner Ltd.	Tamil Nadu	0.05
1627.	Vijayasri Organics Limited	Andhra Pradesh	0.05
1628.	Veejay Terry Products Ltd.	Tamil Nadu	0.05
1629.	The Narasimha Mills Private Ltd.	Tamil Nadu	0.05
1630.	MLR Industries Private Ltd.	Andhra Pradesh	0.05
1631.	Viking Textiles Pvt. Ltd.	Tamil Nadu	0.05
1632.	S P Y Agro Industries Limited	Andhra Pradesh	0.05
1633.	Riviera Home Furnishings Pvt. Ltd., Panipat (Group Leader)	Haryana	0.05
1634.	Gayatri Bio Organics Ltd.	Andhra Pradesh	0.05
1635.	Shiva Textyarn Ltd.	Tamil Nadu	0.05
1636.	Super Steel Forgings, Faridabad	Haryana	0.05
1637.	ABI Showa Tech. (India) P Ltd.	Tamil Nadu	0.05

1	2	3	4
1638.	Jayalakshmi Textiles (P) Ltd.	Tamil Nadu	0.05
1639.	K H K Alloys Pvt. Ltd.	Punjab	0.05
1640.	Smilax Laboratories Ltd.	Andhra Pradesh	0.05
1641.	Hatsun Agro Products Ltd.	Tamil Nadu	0.05
1642.	SSV Spinners Pvt. Ltd.	Andhra Pradesh	0.05
1643.	Dasmesh Castings Pvt. Ltd.	Punjab	0.05
1644.	Chandra Textiles (P) Ltd.	Tamil Nadu	0.05
1645.	G S Automotives Pvt. Ltd.	Punjab	0.04
1646.	KVS Spinning Mills Pvt. Ltd.	Andhra Pradesh	0.04
1647.	Pennar Industries Limited	Andhra Pradesh	0.04
1648.	Paul Steels Pvt. Ltd.	Punjab	0.04
1649.	Saint Gobain Gyproc India Ltd., Jind	Haryana	0.04
1650.	Jay Ushin Ltd. IMT, Manesar	Haryana	0.04
1651.	Pooja Metal Processors Pvt. Ltd., Faridabad	Haryana	0.04
1652.	Hema Engineering Industries Limited (Unit VII), Dharuhera	Haryana	0.04
1653.	Chiranjilal Spinners Pvt. Ltd.	Tamil Nadu	0.04
1654.	Applicomp (India) Limited, Hosur Road, Attibele, Bangalore	Karnataka	0.04
1655.	Lucas TVS Ltd.	Tamil Nadu	0.04
1656.	K G S Mills	Tamil Nadu	0.04
1657.	Sharp Chucks & Machines Ltd.	Punjab	0.04
1658.	Alpla India Pvt. Ltd.	Uttarakhand	0.04
1659.	Uniparts India Limited	Andhra Pradesh	0.03
1660.	Kamadgiri Steel Pvt. Ltd., Sonapat	Haryana	0.03
1661.	Panacea Biotec Ltd.	Punjab	0.03
1662.	Avtar Steel Pvt. Ltd., Sonapat	Haryana	0.03
1663.	MSN Pharmachem Pvt. Ltd.	Andhra Pradesh	0.03



1	2	3	4
1664.	Ester Industries Ltd.	Uttarakhand	0.03
1665.	Manchester Textile P Ltd.	Tamil Nadu	0.03
1666.	Brandix Apparel India Pvt. Ltd.	Andhra Pradesh	0.03
1667.	Vikas Forgings Pvt. Ltd., Faridabad	Haryana	0.03
1668.	G S Auto International Ltd.	Punjab	0.03
1669.	Suguna Foods Limited	Andhra Pradesh	0.03
1670.	Sri Ramakrishna Mills (Coimbatore) Ltd.	Andhra Pradesh	0.03
1671.	Surana Industries Ltd.	Tamil Nadu	0.03
1672.	Sri Krishna Pharmaceuticals	Andhra Pradesh	0.03
1673.	Atlantis Products Pvt. Ltd.	Gujarat	0.03
1674.	Surani Vitrified Pvt. Ltd.	Gujarat	0.03
1675.	Inogen Laboratories Pvt. Ltd.	Andhra Pradesh	0.03
1676.	P L Steels Pvt. Ltd.	Uttarakhand	0.03
1677.	Pact Industries Ltd. Unit II	Punjab	0.03
1678.	Pranav Vikas India Limited, Faridabad	Haryana	0.03
1679.	Shiva Speciality Yarns Ltd.	Punjab	0.03
1680.	Prime Steel Processors	Punjab	0.02
1681.	J K Fenner (India) Limited	Andhra Pradesh	0.02
1682.	Eastman Cast & Forge Ltd.	Punjab	0.02
1683.	Rosha Alloys (P) Ltd.	Punjab	0.02
1684.	DVS Industries Pvt. Ltd.	Uttarakhand	0.02
1685.	Synthite Industries Limited	Andhra Pradesh	0.02
1686.	Technocast Foundry	Tamil Nadu	0.02
1687.	Ramco Industries Ltd.	Tamil Nadu	0.02
1688.	Madura Coats Private Ltd.	Tamil Nadu	0.02
1689.	Kiran Udyog Pvt. Ltd. IMT, Manesar, Gurgaon (Group Leader)	Haryana	0.02
1690.	Sri Vasudeva Textiles Ltd.	Tamil Nadu	0.02

1	2	3	4
1691.	Cheenu Amma Aalloy (P) Ltd.	Tamil Nadu	0.02
1692.	DFF Textiles	Tamil Nadu	0.02
1693.	Paramount Steels Ltd.	Punjab	0.02
1694.	Maddi Lakshmaiah Chilukaluripeta	Andhra Pradesh	0.02
1695.	SPB Papers Ltd.	Tamil Nadu	0.02
1696.	Surya Steel Industries	Punjab	0.02
1697.	Vizag Cement Works ACC Limited	Andhra Pradesh	0.02
1698.	Shree Hari Spintex Ltd.	Punjab	0.02
1699.	Ranger Cotton Mills	Tamil Nadu	0.02
1700.	Shankar Agro Food	Punjab	0.02
1701.	Iswari Spinning Mills	Tamil Nadu	0.01
1702.	Indian Yarns Limited	Punjab	0.01
1703.	Sanmar Foundries Ltd.	Tamil Nadu	0.01
1704.	Oyster Medisafe Pvt. Limited	Telangana	0.01
1705.	Pallava Textile Ltd.	Tamil Nadu	0.01
1706.	Endurance Technologies Pvt. Ltd.	Uttarakhand	0.01
1707.	Neuland Laboratories Limited	Andhra Pradesh	0.01
1708.	Sri Ramco Spinners	Tamil Nadu	0.01
1709.	Suguna Foods Ltd. UED	Tamil Nadu	0.01
1710.	Shankar Rice and General Mills	Punjab	0.01
1711.	Sarita Synthetics and Industries Ltd.	Andhra Pradesh	0.01
1712.	Naga Limited Foods	Tamil Nadu	0.01
1713.	Granite Mart Ltd.	Andhra Pradesh	0.01
1714.	Usha Yarns Ltd.	Punjab	0.01
1715.	Laser Shaving (India) Pvt. Ltd.	Andhra Pradesh	0.01
1716.	Exel Rubber Limited	Andhra Pradesh	0.01
1717.	Om Enterprises, Panipat	Haryana	0.01
1718.	Agarwal Rubber Ltd.	Telangana	0.01
1719.	Mahabal Auto Ancillaries Pvt. Ltd.	Uttarakhand	0.01

1	2	3	4
1720.	Regal Alloys Pvt. Ltd.	Punjab	0.01
1721.	Gangothri Textiles Ltd.	Tamil Nadu	0.01
1722.	G C Spintex Limited	Punjab	0.01
1723.	KLRF Ltd.	Tamil Nadu	0.01
1724.	Satnam Overseas Ltd., Sonapat	Haryana	0.01
1725.	Nelcast Ltd.	Tamil Nadu	0.01
1726.	Sree Jagathguru Textiles Mills Ltd.	Tamil Nadu	0.01
1727.	Sree Iswarya Textiles Private Ltd.	Tamil Nadu	0.01
1728.	Silver Spring Spinners India Pvt. Ltd.	Tamil Nadu	0.00
1729.	K R V Spinning Mills Pvt. Ltd.	Tamil Nadu	0.00
1730.	Veer Overseas Ltd., Karnal	Haryana	0.00
1731.	Abi Soorai Green	Tamil Nadu	0.00
1732.	Lakshmivel Mills Ltd.	Tamil Nadu	0.00
1733.	Bannari Amman Spinning Mills	Tamil Nadu	0.00
1734.	Dharani Textiles Pvt. Ltd.	Tamil Nadu	0.00
1735.	Ucal Fuel Systems Ltd.	Tamil Nadu	0.00
1736.	Tube Products of India	Tamil Nadu	0.00

LIST OF BUYERS WITH IEX (2013-14)

Sl.No.	Name of the Buyer	State	Buy Volume (MUs)
1	2	3	4
1.	UPPCL	U.P.-U.P.	1821.96
2.	APCPDCL	Andhra Pradesh	1123.70
3.	Essar Steel India Ltd.	Essar Steel India Ltd.	1123.21
4.	TPCL	Maharashtra	860.74
5.	JVVNL	Rajasthan	852.14
6.	Torrent Power, Ahmedabad	Gujarat	832.23
7.	Uttarakhand Power Corp. Ltd.	Uttarakhand	789.61

1	2	3	4
8.	Punjab State Power Corporation Ltd.	Punjab	717.79
9.	R Infra (D)	Maharashtra	714.73
10.	JSL Ltd.	Haryana	655.94
11.	CGSEB	Chhattisgarh	560.23
12.	MSEDCL	Maharashtra	526.72
13.	J & K Power, Development Department	J&K	454.74
14.	Essar Steel India Ltd.	Gujarat	356.89
15.	Reliance Industries Limited	Gujarat	333.97
16.	Bihar State Power Holding Company Ltd., Patna	Bihar	323.22
17.	WBSEDCL	West Bengal	277.19
18.	Arvind Limited	Gujarat	275.72
19.	Torrent Power Surat	Gujarat	259.77
20.	Gujarat Floro, Chemical	Gujarat	253.25
21.	KSEB	Kerala	253.08
22.	Grasim Industries Ltd. (Chemical Division)	Madhya Pradesh	249.17
23.	ASEB	Assam	228.25
24.	Durgapur Projects Limited (DPL)	West Bengal	210.46
25.	Well Known Polyesters Ltd.	Daman & Diu	179.13
26.	Tamil Nadu	Tamil Nadu	167.62
27.	DCM Shriram Limited Kota	Rajasthan	167.51
28.	AIA Engineering Ltd.	Gujarat	141.79
29.	RSWM Ltd.	Rajasthan	138.55
30.	BEST	Maharashtra	126.59
31.	Hindustan Zinc Ltd.	Rajasthan	122.88
32.	Punjab Alkalies & Chemicals Ltd.	Punjab	111.12
33.	Himachal Pradesh	Himachal Pradesh	108.79

1	2	3	4
34.	Gujarat Sidhee Cement Ltd.	Gujarat	106.68
35.	Aurobindio Pharma Ltd.	Andhra Pradesh	104.57
36.	Dr. Reddy Laboratories	Andhra Pradesh	102.40
37.	Mawana Sugars Unit SIEL Chemical Complex RPJ	Punjab	99.93
38.	Colourtex Ind. Ltd.	Gujarat	99.61
39.	Century Textile & Ind. Ltd.	Gujarat	96.45
40.	India Cements Ltd.	Andhra Pradesh	83.57
41.	M D Inducto Cast Pvt. Ltd.	Gujarat	80.08
42.	Sangam (India) Limited	Rajasthan	77.03
43.	Amtek India Ltd.	Rajasthan	75.84
44.	Nirma Ltd.	Gujarat	74.78
45.	Rajashree Polyfil (A Division of Century Enka Ltd.)	Gujarat	73.01
46.	Piramal Glass Ltd.	Gujarat	72.07
47.	Nahar Mills (Dera Bassi)	Punjab	71.72
48.	India Glycols Ltd.	Uttarakhand	70.56
49.	Garden Silk Mills Ltd.	Gujarat	70.37
50.	Aditya Birla Nuvo Limited, Veraval	Gujarat	70.10
51.	Trinetra Cement Limited	Rajasthan	67.66
52.	Indian Steel Co Ltd.	Gujarat	66.97
53.	Krishak Bharti Co-Operative Ltd.	Gujarat	65.99
54.	United Phosphorus Limited	Gujarat	64.76
55.	Alok Industries Ltd.	Gujarat	64.51
56.	Lupin Ltd.	Gujarat	63.93
57.	Garg Acrylics LDH	Punjab	61.78
58.	Hans Ispat Ltd.	Gujarat	61.23
59.	Cadila Healthcare Ltd.	Gujarat	61.18
60.	BSES Rajdhani Power Limited (BRPL)	Delhi	60.87

1	2	3	4
61.	Sree Rayalaseema Alkalies and Allied Chemicals Ltd.	Andhra Pradesh	59.88
62.	Hindustan National Glass & Industries Ltd.	Haryana	59.61
63.	Grasim Industries Limited	Gujarat	59.56
64.	Wonder Cement Limited Nimbahera	Rajasthan	56.74
65.	Rohit Ferro Tech Limited Duburi	Orissa	56.20
66.	ST Cottex Pvt. Ltd.	Punjab	54.34
67.	DCM Textiles Ltd.	Haryana	54.30
68.	Shree Digvijay Cement Co Ltd.	Gujarat	54.27
69.	Rico Auto Industries Ltd.	Haryana	54.15
70.	Nahar Sambhav Mill LDH	Punjab	53.81
71.	Videocon Industries Ltd. Chavaj Bharuch	Gujarat	53.72
72.	Nitin Spinners Limited, Hamirgarh	Rajasthan	53.31
73.	Remi Metals Gujarat Ltd., Jhagadia	Gujarat	52.56
74.	Electrotherm (I) Ltd.	Gujarat	51.99
75.	Apollo Tyres Ltd.	Gujarat	51.77
76.	Mylan Laboratories Limited	Andhra Pradesh	51.47
77.	Birla Corporation Chanderia Cement	Rajasthan	50.31
78.	Raymond Limited	Gujarat	49.89
79.	Trident Limited	Punjab	48.90
80.	Jaypee Himachal Cement Plant	H.P.	48.84
81.	Scan Energy & Power Ltd.	Andhra Pradesh	48.07
82.	Bilag Industries Pvt. Ltd.	Gujarat	48.00
83.	Star Wire (India) Limited	Haryana	47.27
84.	Jindal Saw Ltd.	Maharashtra	46.91
85.	Shyam Century Ferrous	MeSEB	46.51

1	2	3	4
86.	Aarti International LDH	Punjab	46.10
87.	Jindal Saw Limited, Bhilwara	Rajasthan	45.73
88.	Ultratech Cement Ltd.	Rajasthan	45.61
89.	Torrent Pharmaceutical Ltd.	Gujarat	45.54
90.	National Engineering Industries Ltd.	Rajasthan	43.30
91.	Devashree Ispat(P) Ltd.	Andhra Pradesh	42.91
92.	Ginni International Ltd.	Rajasthan	42.35
93.	JBF Industries Ltd.	Gujarat	42.05
94.	Kejriwal Industries Ltd.	Gujarat	41.54
95.	NSL Textile Ltd.	Andhra Pradesh	41.33
96.	Maharaja Shree Umaid Mills Ltd.	Rajasthan	41.06
97.	Atul Ltd.	Gujarat	40.91
98.	The Andhra Sugars Limited	Andhra Pradesh	40.88
99.	Godrej Industries Ltd.	Gujarat	40.73
100.	Hazira LNG Pvt. Ltd.	Gujarat	40.52
101.	Cosmo Films Ltd.	Gujarat	40.38
102.	Shubhalakshmi Polyesters Ltd.	Gujarat	40.23
103.	Goodyear India Ltd.	Haryana	40.09
104.	Synergy Steels Ltd.	Rajasthan	39.44
105.	Vardhman Polytex Ltd.	Punjab	39.29
106.	Laxcon Steels Ltd.	Gujarat	39.09
107.	Nilkanth Concast Pvt. Ltd., Vadala	Gujarat	38.99
108.	BSL Ltd. Hamirgarh	Rajasthan	38.92
109.	Nahar Fibres MET	Punjab	38.75
110.	Madhav Alloys Pvt. Ltd.	Punjab	38.70
111.	Rajasthan Textile Mills (unit of Sutej Textiles and Industries Ltd.)	Rajasthan	38.46
112.	Sewa Steels Pvt. Ltd., Bhiwadi	Rajasthan	38.03

1	2	3	4
113.	Divis Laboratories Ltd.	Andhra Pradesh	37.91
114.	ASR Multimetals Pvt. Ltd.	Gujarat	37.84
115.	Sportking Industries	Punjab	37.42
116.	Asahi India Glass Ltd., Bawal, Rewari	Haryana	36.92
117.	Micro Inks Ltd.	Gujarat	36.83
118.	The India Cements Ltd.	Andhra Pradesh	36.62
119.	Gujarat Polyfils, Dahej	Gujarat	36.28
120.	Green Valley Industries Limited	MeSEB	35.79
121.	Arihant Spinning Mills MET	Punjab	35.46
122.	Kanchan India Ltd., Bhilwara	Rajasthan	35.38
123.	Radha Smelters Ltd.	Andhra Pradesh	35.19
124.	Vardhman Yarns & Threads	Punjab	34.94
125.	Mafatlal Industries Ltd.	Gujarat	34.87
126.	Jai Raj Ispat Ltd.	Andhra Pradesh	34.68
127.	Amara Raja Batteries Ltd.	Andhra Pradesh	34.54
128.	Shree Rajasthan Syntex Ltd.	Rajasthan	34.00
129.	Chandan Steel Ltd.	Gujarat	33.79
130.	DRA Industries Limited	Andhra Pradesh	33.77
131.	HNG Float Glass Ltd.	Gujarat	33.71
132.	Meghmani Organics Ltd.	Gujarat	33.60
133.	Mono Steel India Ltd.	Gujarat	33.50
134.	Alembic Pharmaceuticals Ltd.	Gujarat	33.47
135.	Pushpit Steels Pvt. Ltd.	Andhra Pradesh	33.38
136.	Rathi Bars Ltd., Khushkhera, Bhiwadi	Rajasthan	33.24
137.	Asarwa Mills	Gujarat	32.82
138.	Kajaria Ceramics Ltd.	Rajasthan	32.78
139.	Shree Durga Syntex Pvt. Ltd.	Gujarat	32.62



1	2	3	4
140.	Antique Marbonite Pvt. Ltd.	Gujarat	32.53
141.	Gokulanand Petrofibers	Gujarat	32.27
142.	National Steel Agro	Madhya Pradesh	31.87
143.	Chiripal Industries Limited	Gujarat	31.55
144.	SEL Textiles Limited	Rajasthan	31.02
145.	SEL Textile Limited, Hansi	Haryana	30.32
146.	Kirloskar Ferrous Industries Ltd., Bevinahalli	Karnataka	30.12
147.	Soma Textiles & Industries Ltd.	Gujarat	29.76
148.	Jindal Saw Ltd., Samaghoga	Gujarat	29.41
149.	Havells India Ltd.	Rajasthan	29.24
150.	The Ashok Mills Ltd.	Gujarat	29.23
151.	Chiripal Poly Films Limited	Gujarat	29.17
152.	Shriram Pistons & Rings Ltd., Pathredi	Rajasthan	29.16
153.	AGI Glaspac	Andhra Pradesh	28.95
154.	Agarwal Induction Furnace	Andhra Pradesh	28.72
155.	Shree Ram Oxy Gas Pvt. Ltd.	Gujarat	28.23
156.	Ginni Filaments Ltd.	Gujarat	28.20
157.	MS Agarwal Foundries Pvt. Ltd.	Andhra Pradesh	27.96
158.	Welspun India Limited	Gujarat	27.87
159.	Idupulapadu Cotton Mills Pvt. Ltd.	Andhra Pradesh	27.76
160.	Zuari Cement Ltd.	Andhra Pradesh	27.61
161.	Shri Jindal Tor(India) Pvt. Ltd.	Rajasthan	27.21
162.	Modern Insulators Limited, Abu Road	Rajasthan	27.02
163.	ACC Limited	Karnataka	26.82
164.	Sterling Bio Tech Ltd.	Gujarat	26.72
165.	Amaravathi Textile Pvt. Ltd.	Andhra Pradesh	26.43
166.	Astral Poly Technik Ltd.	Gujarat	26.03

1	2	3	4
167.	Tirthak Paper Mill Pvt. Ltd.	Gujarat	25.80
168.	Viki Industries Pvt. Ltd.	Andhra Pradesh	25.64
169.	Sportking Synthetics LDH	Punjab	25.60
170.	Mammon Concast P Ltd., Dholpur	Rajasthan	25.15
171.	Khanna Paper Mills ASR	Punjab	25.13
172.	Shiva Tefabs Ltd.	Punjab	24.96
173.	Charbhujia Ispat (India) Pvt. Ltd., Hamirgarh, Bhilwara	Rajasthan	24.73
174.	Kanco Overseas	Gujarat	24.66
175.	FAG Bearings India Ltd.	Gujarat	24.51
176.	Navin Fluorine International Ltd.	Gujarat	24.14
177.	Ramayana Ispat Pvt. Ltd.	Rajasthan	23.75
178.	Shree Rajasthan Syntex Ltd., Division SRS	Rajasthan	23.73
179.	Mangla Ispat (Jaipur) Ltd.	Rajasthan	23.65
180.	Emjay Steel Udyog Private Limited	Andhra Pradesh	23.61
181.	Steelco Gujarat Ltd.	Gujarat	23.44
182.	GTN Industries Ltd.	Andhra Pradesh	23.31
183.	Philips Electronics India Ltd.	Gujarat	23.19
184.	R M Mittal Steels(P) Ltd.	Rajasthan	23.12
185.	Hari Kripa Business Venture Pvt. Ltd.	Rajasthan	23.11
186.	Pratibha Syntex Ltd.	Madhya Pradesh	23.00
187.	Alps Industries Ltd.	Uttarakhand	22.89
188.	Sterlite Industries	Tamil Nadu	22.78
189.	Otsuka Chemical India Pvt. Ltd. Keshwana Rajpoot	Rajasthan	22.69
190.	Vardhman Spinning Mills LDH	Punjab	22.66
191.	Ajanta Limited	Gujarat	22.59
192.	Vardhaman Polytext LDH	Punjab	22.54

1	2	3	4
193.	Prime Rolling Mills Pvt. Ltd., Hamirgarh, Bhilwara	Rajasthan	22.31
194.	Sunbeam Auto Pvt. Ltd.	Haryana	21.92
195.	Inox Air Products Ltd.	Gujarat	21.83
196.	J K Lakshmi Cement Ltd. Cement Works	Rajasthan	21.74
197.	Max India Ltd.	Punjab	21.68
198.	Pooja Forge Ltd.	Haryana	21.59
199.	Kutch Chemical Industries Ltd.	Gujarat	21.27
200.	Intas Pharmaceuticals Ltd.	Gujarat	21.18
201.	Transpek Silox Industry Ltd.	Gujarat	21.11
202.	India Yamaha Motor Pvt. Ltd. Faridabad	Haryana	21.05
203.	Steel Authority of India Ltd. Salem	Tamil Nadu	21.00
204.	Balaji Industrial Products Ltd., Jhotwara	Rajasthan	20.99
205.	Parasakti Cement Industries Ltd.	Andhra Pradesh	20.95
206.	Maruti Products Pvt. Ltd.	Rajasthan	20.84
207.	Hindustan National Glass Industries Ltd.	Uttarakhand	20.61
208.	Premier Bars Pvt. Ltd.	Rajasthan	20.53
209.	Shriram Rayons, Kota	Rajasthan	20.50
210.	Hindusthan National Glass & Industries Ltd.	Andhra Pradesh	20.22
211.	Ultra Tech Cement Ltd. (Grasim Cement Ltd.)	Haryana	20.18
212.	Prem Jain Ispat Udyog Pvt. Ltd., Ranpur, Kota	Rajasthan	20.02
213.	M P K Ispat India Pvt. Ltd.	Rajasthan	19.94
214.	Asia Motor Works Ltd.	Gujarat	19.91

1	2	3	4
215.	Kamdhenu Ispat Limited, Bhiwadi	Rajasthan	19.72
216.	Sugna Metals Ltd.	Andhra Pradesh	19.69
217.	Plastene India Ltd.	Gujarat	19.63
218.	Ritspin Synthetics Ltd.	Madhya Pradesh	19.63
219.	Surya Roshni Ltd.	Haryana	19.47
220.	Amman Try Sponge & Power Pvt. Ltd.	Andhra Pradesh	19.43
221.	Mafatlal Denim Ltd.	Gujarat	19.35
222.	Shri Tirupati Steelcast Limited	Andhra Pradesh	19.28
223.	Amar Partap Steels Pvt. Ltd.	Rajasthan	19.22
224.	Vinayak Steels Limited	Andhra Pradesh	19.18
225.	Toyota Kirloskar Motor Pvt. Ltd. Bidadi	Karnataka	19.15
226.	Suryajyothi Spinning Mills Ltd.	Andhra Pradesh	19.12
227.	Ranbaxy Lab Ltd.	Punjab	18.86
228.	Hindustan Syringes and Medical Devices Ltd., Faridabad	Haryana	18.80
229.	Adhunik Metaliks Limited, Kuarmunda, Rourkela	Orissa	18.66
230.	Praxair India Private Limited, Ginigera, Koppal	Karnataka	18.43
231.	Sims Ceramic Pvt. Ltd.	Gujarat	18.29
232.	Ashiana Ispat Ltd., Bhiwadi	Rajasthan	18.22
233.	Munjal Kiriu Industries Pvt. Ltd., Gurgaon	Haryana	18.19
234.	JCT Ltd.	Punjab	18.15
235.	Somany Ceramics Ltd., Bahadurgarh	Haryana	18.06
236.	Clariss Life Science Ltd.	Gujarat	17.81
237.	Hind Spinners (Hind Syntex Ltd.)	Madhya Pradesh	17.75
238.	Saint Gobain Glass India Ltd.	Gujarat	17.73
239.	Bansal Alloys & Metals Ltd.	Punjab	17.63

1	2	3	4
240.	Heubach Colour Pvt. Ltd.	Gujarat	17.56
241.	Sterling Biotech Ltd.	Gujarat	17.54
242.	MRF Ltd.	Tamil Nadu	17.52
243.	S Kumars Nationwide Ltd.	Gujarat	17.49
244.	L&T Special Steels & Heavy Forgings Pvt. Ltd.	Gujarat	17.47
245.	Wearit Global Ltd.	Madhya Pradesh	17.45
246.	Shree Salasar Industries	Arunachal Pradesh	17.42
247.	Escort Ltd.	Haryana	17.35
248.	DCM ENG ROP	Punjab	17.29
249.	Lorenzo Vitrified Tiles Pvt. Ltd.	Gujarat	17.10
250.	BST Textile Mills Pvt. Ltd.	Uttarakhand	17.03
251.	Simpolo Vitrified Pvt. Ltd.	Gujarat	16.94
252.	Sadhu Forging Ltd.	Haryana	16.87
253.	Rana Polycot Lalru	Punjab	16.86
254.	Super Spinning Mills Limited	Andhra Pradesh	16.80
255.	Shri Prithvi Alloys Pvt. Ltd.	Rajasthan	16.78
256.	DSR Steel Pvt. Ltd., Bhiwadi	Rajasthan	16.73
257.	Platinum Alloys Pvt. Ltd.	Arunachal Pradesh	16.67
258.	Zealtop Granito Pvt. Ltd.	Gujarat	16.49
259.	Arcotech Limited Bawal	Haryana	16.46
260.	Bosch Limited, Adegodi, Bangalore	Karnataka	16.15
261.	Coral Granito Private Limited	Gujarat	16.01
262.	Kanoria Chemicals & Industries Ltd.	Gujarat	16.01
263.	Khayathi Steel Industries Pvt. Ltd.	Karnataka	15.87
264.	Lumax Industries Limited	Haryana	15.82
265.	Garg Inox Ltd.	Haryana	15.77
266.	Shree Rajeshwaranand Paper Mills Ltd.	Gujarat	15.65

1	2	3	4
267.	R N Forging Pvt. Ltd.	Rajasthan	15.61
268.	Shanti Shirting Pvt. Ltd.	Gujarat	15.58
269.	Sharmanji Yarns Ltd.	Punjab	15.48
270.	PolyPlex Corporation Ltd.	Uttarakhand	15.44
271.	Sri Dhanalakshmi Cotton & Rice Mills Pvt. Ltd.	Andhra Pradesh	15.43
272.	Shree Krishna Rolling Mills (Jaipur) Ltd., Jhotwara	Rajasthan	15.42
273.	Sri Navdurga Billets (P) Ltd.	Andhra Pradesh	15.42
274.	Galvalia Ispat Udyog Limited	Uttarakhand	15.39
275.	Zenith Spinners (Prop Zenith Exports Ltd.)	Gujarat	15.36
276.	Shah Alloys Ltd.	Gujarat	15.30
277.	J K Lakshmi Cement Ltd.	Gujarat	15.24
278.	AVANI TEXTILES LTD.	Punjab	15.23
279.	JPB Fibers	Gujarat	15.19
280.	Air Liquide Ltd.	Gujarat	15.16
281.	Suryalakshmi Cotton Mills Ltd.	Andhra Pradesh	15.12
282.	Millenium Papers Pvt. Ltd.	Gujarat	15.09
283.	Hindustan Coca Cola Beverages Private Ltd.	Gujarat	15.04
284.	Savitri Con Cast Limited	Rajasthan	14.93
285.	KEI Industries Ltd.	Rajasthan	14.89
286.	Jet Granito Pvt. Ltd.	Gujarat	14.77
287.	GRP Ltd.	Gujarat	14.67
288.	Agrawal Metal Works Pvt. Ltd.	Rajasthan	14.66
289.	Sicgil Industrial Gases Ltd.	Gujarat	14.61
290.	Gujarat Polyfilms Pvt. Ltd.	Gujarat	14.58
291.	Satia Synthetics Ltd.	Punjab	14.42
292.	Ashima Limited	Gujarat	14.36

1	2	3	4
293.	Senso Granito Pvt. Ltd.	Gujarat	14.31
294.	Aarti Steels LDH	Punjab	14.22
295.	Sunshine Tiles Co Pvt. Ltd.	Gujarat	14.22
296.	Kumar Spintex Pvt. Ltd.	Gujarat	14.20
297.	Tata Motors Ltd.	Uttarakhand	14.07
298.	Aarti Ind Ltd.	Gujarat	13.96
299.	Donear Industries Ltd.	Gujarat	13.88
300.	Vijay Iron Foundry Pvt. Ltd.	Andhra Pradesh	13.79
301.	Somany Ceramics Ltd.	Gujarat	13.71
302.	Steelcast Ltd., Bhavnagar	Gujarat	13.69
303.	Vaksh Steels Private Limited	Andhra Pradesh	13.68
304.	Sabero Organics Gujarat Ltd.	Gujarat	13.62
305.	Piyush Finhold Pvt. Ltd.	Rajasthan	13.61
306.	Reby Casting Pvt. Ltd.	Rajasthan	13.53
307.	Spectrum Dyes & Chemicals Pvt. Ltd.	Gujarat	13.43
308.	Shree Grinding Unit	Uttarakhand	13.25
309.	Trimex Sand Pvt. Ltd.	Andhra Pradesh	13.21
310.	Hi Bond Cement (India) Pvt. Ltd.	Gujarat	13.18
311.	Jeevaka Industries (P) Ltd.	Andhra Pradesh	13.10
312.	HBL Power Systems Ltd.	Andhra Pradesh	13.05
313.	SATYAM Ispat Ltd.	Arunachal Pradesh	13.05
314.	Hi Tech Gears Ltd.	Rajasthan	12.99
315.	TSECL	Tripura-Tripura	12.98
316.	Cement Manufacturing Company Limited	Assam	12.92
317.	Gopeshwar Spinning Mill Prop T T Ltd.	Gujarat	12.85
318.	Shiva Steelage Pvt. Ltd.	Rajasthan	12.84
319.	Sakku Spinning Mills Ltd.	Andhra Pradesh	12.84

1	2	3	4
320.	Exide Industries Ltd., Rewari	Haryana	12.81
321.	Alliance Fibres Ltd.	Gujarat	12.81
322.	Punjab General Industries Pvt. Ltd.	Haryana	12.67
323.	Mani Mahesh Ispat Pvt. Ltd., Bhiwadi	Rajasthan	12.67
324.	Gopala Polyplast Ltd.	Gujarat	12.65
325.	MeSEB	MeSEB	12.64
326.	Modern Petrofils	Gujarat	12.63
327.	Sun Pharmaceutical Industries Ltd.	Gujarat	12.56
328.	Jagdamba TMT Mills Ltd.	Rajasthan	12.51
329.	Comet Granito Pvt. Ltd.	Gujarat	12.48
330.	Jindal Worldwide Ltd.	Gujarat	12.45
331.	Sulochana Cotton Spinning Mills (P) Ltd.	Tamil Nadu	12.42
332.	Mohit Industries Ltd.	Gujarat	12.39
333.	PBM Polytex Ltd.	Gujarat	12.37
334.	Silica Ceramica Pvt. Ltd.	Andhra Pradesh	12.35
335.	Mahakali Agro Industries Ltd.	Haryana	12.32
336.	Mother Dairy (A Unit of GCMMF Ltd.)	Gujarat	12.31
337.	IFFCO (Plant Kandla)	Gujarat	12.21
338.	Century Denim (Century Textiles and Industries Ltd.)	Madhya Pradesh	12.18
339.	Vardhman Fabrics	Madhya Pradesh	12.17
340.	Hetero Labs Limited	Andhra Pradesh	12.14
341.	Kiran Infra Ispat Ltd.	Rajasthan	12.13
342.	Vedik Ispat Pvt. Ltd.	Andhra Pradesh	12.12
343.	R K Rayon Pvt. Ltd. (Unit R K Spinners), Panipat	Haryana	12.08
344.	Sanjog Steels Pvt. Ltd.	Rajasthan	12.08
345.	SEL Manufacturing Co. Ltd.	Punjab	12.06



1	2	3	4
346.	Partap Fabrics Pvt. Ltd., Ambala	Haryana	12.04
347.	SKF Technologies India Pvt. Ltd.	Gujarat	12.01
348.	Ultratech Cement Ltd. (Bhatinda Cement Works)	Punjab	11.70
349.	Vallabh Textiles LDH	Punjab	11.70
350.	Modern Woolens [A Unit of Modern Threads (India) Ltd.]	Rajasthan	11.68
351.	Binjusaria Ispat Pvt. Ltd.	Andhra Pradesh	11.67
352.	Nestle India Ltd., Nanjangudu	Karnataka	11.56
353.	New Vardhman Vittrified Pvt. Ltd.	Gujarat	11.43
354.	Munjal Showa Ltd., Gurgaon	Haryana	11.42
355.	BHAVIK TERRYFAB	Rajasthan	11.42
356.	TEL, Dahej	Gujarat	11.41
357.	Nandan Denim Ltd.	Gujarat	11.40
358.	Jai Ambey Casting Pvt. Ltd.,, Chopanki	Rajasthan	11.36
359.	Arisudana Industries	Punjab	11.33
360.	Nirmal Inductomelts Ltd.	Rajasthan	11.33
361.	Surya Global Steel Tubes Ltd.	Gujarat	11.32
362.	Shree Balaji Furnaces P Ltd.	Rajasthan	11.25
363.	Hindustan Coca Cola Beverages (P) Ltd.	Andhra Pradesh	11.23
364.	Kapoor Industries Ltd., Panipat	Haryana	11.19
365.	JK Tyre & Industries Kankroli	Rajasthan	11.19
366.	Mohan Spintex India Ltd.	Andhra Pradesh	11.15
367.	Kores (India) Ltd.	Gujarat	11.13
368.	Shivam Autotech Limited, Gurgaon	Haryana	11.12
369.	Saanika Industries Pvt. Ltd.	Gujarat	11.11
370.	Ambuja Cements, BTI	Punjab	11.11
371.	Nithya Steels And Alloys Pvt. Ltd.	Andhra Pradesh	11.10

1	2	3	4
372.	Radiant Textiles Ltd.	Punjab	11.09
373.	RNB Cement Limited	MeSEB	11.07
374.	Silk Touch Vitrified Pvt. Ltd.	Gujarat	11.01
375.	Tata Consultancy Services	Tamil Nadu	11.00
376.	Shreeyam Power & Steel Industries Ltd.	Gujarat	10.92
377.	Electricity Wing of UT, Chandigarh	Chandigarh	10.91
378.	Air Liquid North India Pvt. Ltd.	Uttarakhand	10.91
379.	Asahi Songwon Colors Ltd.	Gujarat	10.88
380.	Allied Strips Ltd., Bahadurgarh	Haryana	10.86
381.	Asahi India Glass Ltd.	Uttarakhand	10.78
382.	Nahar Industrial Enterprises Ltd.	Rajasthan	10.76
383.	Indo Rama Synthesis	Maharashtra	10.72
384.	Sudiva Spinners Pvt. Ltd.	Rajasthan	10.56
385.	Asahi India Glass Ltd.	Tamil Nadu	10.55
386.	Yantra Steels India Pvt. Ltd., Parbatsar Nagaur	Rajasthan	10.54
387.	Tarun Alloys Limited	Rajasthan	10.52
388.	R K Marble Pvt. Ltd.	Rajasthan	10.49
389.	Modern Dairies Ltd. Karnal	Haryana	10.48
390.	Sri Balaji Forgings P Ltd.	Rajasthan	10.47
391.	Lovely International Trust	Punjab	10.43
392.	Shrishti Alloys Pvt. Limited, Bhiwadi	Rajasthan	10.41
393.	Tirupati Fibres & Industries Limited, Abu Road	Rajasthan	10.38
394.	Param Cylinder Liners Private Limited	Gujarat	10.36
395.	Alliance Filaments Limited	Gujarat	10.34
396.	Ravali Spinners Pvt. Ltd.	Andhra Pradesh	10.32

1	2	3	4
397.	The Gowthami Solvent Oils Ltd.	Andhra Pradesh	10.29
398.	Devika Fibers Pvt. Ltd.	Gujarat	10.24
399.	Kiwi Alloys Ltd., Bhiwadi	Rajasthan	10.15
400.	Piaggio Vehicles Pvt. Ltd., Baramati	Maharashtra	10.07
401.	A One Steel and Alloys Private Limited Gowribidanur	Karnataka	10.04
402.	Oasis Enterprises Pvt. Ltd.	Punjab	10.03
403.	Shri Rathi Steel (Dakshin) Ltd., Khushkheda	Rajasthan	10.03
404.	Kallam Spinning Mills Limited	Andhra Pradesh	10.01
405.	BSL Casting (P) Ltd., Faridabad	Haryana	9.97
406.	Rishi FIBC Solutions Pvt. Ltd.	Gujarat	9.96
407.	R P Multimetals Pvt. Ltd.	Punjab	9.95
408.	Gerdau Steel India Limited	Andhra Pradesh	9.94
409.	Sintex Ind Ltd., Kalol	Gujarat	9.89
410.	Upper India Steel LDH	Punjab	9.88
411.	Bhagwati Autocast Ltd.	Gujarat	9.87
412.	Blue Blends (India) Limited	Gujarat	9.84
413.	Banswara Syntex Limited	Rajasthan	9.81
414.	Varmora Granito Pvt. Ltd.	Gujarat	9.75
415.	Kaur Sain Spinners Ltd.	Punjab	9.75
416.	Precot Meridian Ltd.	Andhra Pradesh	9.75
417.	Gee Diamond Steels (P) Ltd.	Rajasthan	9.70
418.	Videocon Industries Ltd.	Maharashtra	9.68
419.	Ajay Overseas Pvt. Ltd., Bhiwadi	Rajasthan	9.63
420.	Mauria Udyog Limited Faridabad	Haryana	9.63
421.	Shreejal Concast Steel Industries	Gujarat	9.61
422.	Synergies Castings Limited	Andhra Pradesh	9.61
423.	JSEB	Jharkhand	9.60

1	2	3	4
424.	MRF Ltd., Sadasivapeta	Andhra Pradesh	9.58
425.	Laurus Labs Pvt. Ltd.	Andhra Pradesh	9.58
426.	Jai Prakash Associates Ltd., Panipat	Haryana	9.56
427.	The KCP Cements	Andhra Pradesh	9.55
428.	Kuantum Papers Ltd.	Punjab	9.51
429.	Jogindra Castings Pvt. Ltd.	Punjab	9.50
430.	Jagdambay Castings Pvt. Ltd.	Rajasthan	9.48
431.	L T Foods Limited, Sonapat	Haryana	9.42
432.	Agarwal Foundaries	Andhra Pradesh	9.40
433.	Kesri Steels Ltd., Bhiwadi	Rajasthan	9.37
434.	Gokul Refoils & Solvent Ltd.	Gujarat	9.33
435.	Endurance Technologies Ltd., Gurgaon	Haryana	9.32
436.	Alokik Steels Pvt. Ltd.	Rajasthan	9.31
437.	Suryalatha Spinning Mills Ltd.	Andhra Pradesh	9.29
438.	Hinduja Foundries	Tamil Nadu	9.27
439.	Ramoji Granite Ltd.	Gujarat	9.25
440.	Ultratech Cement Ltd.	Tamil Nadu	9.24
441.	N J Textile Industries Pvt. Ltd.	Gujarat	9.22
442.	Max Granito Pvt. Ltd.	Gujarat	9.19
443.	Gujarat Narmada Valley Fertilizers & Chemicals Ltd.	Gujarat	9.17
444.	Sorento Granito Pvt. Ltd.	Gujarat	9.16
445.	Rajvir Industries Limited	Andhra Pradesh	9.07
446.	Neel Kanth Steels, Khus Khera	Rajasthan	9.07
447.	Sree Akkamamba Textiles Ltd.	Andhra Pradesh	9.03
448.	Mahrishi Alloys Pvt. Ltd.	Andhra Pradesh	8.93
449.	Deepak Kumar, Gurgaon	Haryana	8.92

1	2	3	4
450.	Platina Vitrified Pvt. Ltd.	Gujarat	8.83
451.	Sagar Cements Ltd.	Andhra Pradesh	8.82
452.	Bhagwati Kripa Paper Mills Pvt. Ltd., Kaladera	Rajasthan	8.80
453.	Jay Bharat Metcast Pvt. Ltd.	Gujarat	8.79
454.	Supreme Tex Mart	Punjab	8.76
455.	Siva Swathi Cottons	Andhra Pradesh	8.76
456.	Nestle India Ltd.	Punjab	8.75
457.	RPS Vikas Casting Pvt. Ltd., Palwal	Haryana	8.74
458.	Keshree Metalurgies Pvt. Ltd.	Andhra Pradesh	8.72
459.	BMD PVT.LTD. MORDI	Rajasthan	8.71
460.	Alchem International Ltd., Faridabad	Haryana	8.64
461.	Rainbow Denim Ltd.	Punjab	8.62
462.	OCM India Ltd.	Punjab	8.58
463.	Reliance Chemotex Industries Limited, Udaipur	Rajasthan	8.58
464.	Travancore Cochin Chemicals Ltd. Udyogamandal	Kerala	8.57
465.	Rama Pulp & Papers Ltd.	Gujarat	8.56
466.	Murugappa Morgan Thermal Ceramics Ltd.	Gujarat	8.53
467.	A.A. Autotech Pvt. Ltd. IMT, Manesar	Haryana	8.52
468.	Surat Metallics Ltd.	Gujarat	8.52
469.	RIGPS	Goa	8.52
470.	Investment & Precision Castings Ltd.	Gujarat	8.50
471.	Pioneer Syntex Pvt. Ltd.	Gujarat	8.46
472.	Astrix Laboratories Ltd.	Andhra Pradesh	8.39
473.	Shriram Foundary Ltd., Pantnagar	Uttarakhand	8.35

1	2	3	4
474.	Concord Biotech Limited	Gujarat	8.33
475.	Vardhman Industries LDH	Punjab	8.29
476.	Ganga Acrowools Ltd.	Punjab	8.28
477.	Tecumseh Products India Pvt. Ltd., Ballabgarh	Haryana	8.27
478.	Ahresty India Pvt. Ltd. Phase II HSIIDC Bawal	Haryana	8.25
479.	EICL Limited, Yamuna Nagar	Haryana	8.23
480.	Vodafone Mobile Services Ltd., Gurgaon	Haryana	8.22
481.	Shri Govindaraja Textiles (P) Ltd.	Andhra Pradesh	8.19
482.	Hero Cycles Ltd.	Punjab	8.12
483.	Jyoti Industries	Punjab	8.11
484.	Napcon Turbochargers Pvt. Ltd.	Haryana	8.09
485.	Ralson India Ltd.	Punjab	8.08
486.	Kashi Vishwanath Steels	Uttarakhand	7.99
487.	Jai Bajrang Steel, Khushkhera	Rajasthan	7.99
488.	Sundaram Fastners Limited	Tamil Nadu	7.98
489.	Motor Industries Co Ltd., Sitapura	Rajasthan	7.98
490.	Laksh Natural Stones Pvt. Ltd.	Rajasthan	7.95
491.	Suryavanshi Spinning Mills Ltd.	Andhra Pradesh	7.87
492.	Sentosa Granito Private Limited	Gujarat	7.86
493.	Cisco Systems (India) Pvt. Ltd.	Karnataka	7.85
494.	Jai Shree Metacast Ltd., Dholpur	Rajasthan	7.84
495.	GKN Driveline India Ltd., Faridabad	Haryana	7.83
496.	Jay Bharat Maruti	Haryana	7.79
497.	Neel Metal Products Limited	Haryana	7.79
498.	Binani Zinc Ltd., Binanipuram, Kerala	Kerala	7.79
499.	Cheminova India Ltd.	Gujarat	7.77

1	2	3	4
500.	Super Auto India Ltd., Faridabad	Haryana	7.76
501.	Amoli Organics Pvt. Ltd.	Gujarat	7.75
502.	Avery Cycle Industries Ltd.	Punjab	7.70
503.	Milano Papers Pvt. Ltd.	Gujarat	7.69
504.	Premier Synthetics Ltd.	Gujarat	7.67
505.	Madura Industrial Textiles Ltd.	Gujarat	7.66
506.	SRF Limited, Malanpur	Madhya Pradesh	7.56
507.	U.P. Twiga Fiberglass Ltd.	Maharashtra	7.53
508.	Sitaram Spinners (P) Ltd.	Andhra Pradesh	7.52
509.	Vasantha Spinners Ltd.	Andhra Pradesh	7.45
510.	Happy Forgings Ltd.	Punjab	7.43
511.	Marathon Electric India Pvt. Ltd.	Haryana	7.40
512.	Vadilal Industries Ltd.	Gujarat	7.40
513.	Gokak Textiles Limited (Gokak Mills Division)	Karnataka	7.40
514.	Birla Corporation Ltd., Satna	Madhya Pradesh	7.37
515.	Aryam Steels Private Limited	Andhra Pradesh	7.37
516.	Dilip Re Rolling Pvt. Ltd.	Andhra Pradesh	7.36
517.	Sarwottam Ispat Ltd.	Andhra Pradesh	7.35
518.	Artemis Medicare Services Limited, Gurgaon	Haryana	7.34
519.	Hindustan Petroleum Corporation Ltd.	Gujarat	7.28
520.	Semco Electric Pvt. Ltd. VKIA, Jaipur	Rajasthan	7.27
521.	Antarctic Industries Limited	Punjab	7.25
522.	Jindal Industries Ltd.	Haryana	7.14
523.	K.B. Ispat Pvt. Ltd.	Gujarat	7.13
524.	Vita Granito Pvt. Ltd.	Gujarat	7.12
525.	Cadila Pharmaceuticals Ltd.	Gujarat	7.10

1	2	3	4
526.	Steel Strips Wheels (Derabassi)	Punjab	7.09
527.	Century Yarn (Century Textiles and Industries Ltd.)	Madhya Pradesh	7.09
528.	R.A.K. Ceramics India Pvt. Ltd.	Andhra Pradesh	7.07
529.	Rockman Industry Ltd.	Punjab	7.05
530.	Gujarat Themis Biosyn Ltd.	Gujarat	7.01
531.	Harmony Yarns Pvt. Ltd.	Gujarat	6.99
532.	Agrawal Metal Works Pvt. Ltd.	Haryana	6.98
533.	HPL Additives Limited	Haryana	6.94
534.	Mangal Textile Mills (India) Private Limited	Gujarat	6.94
535.	Shree Ajit Pulp and Paper Limited	Gujarat	6.94
536.	Flometallic India Ltd.	Gujarat	6.93
537.	Motherson Sumi Systems Ltd. Gurgaon	Haryana	6.93
538.	Deccan Fine Chemicals India Pvt. Ltd.	Andhra Pradesh	6.91
539.	Adani Wilmar Ltd.	Gujarat	6.91
540.	Shri Govindaraja Mills Ltd.	Tamil Nadu	6.89
541.	New Allenberry Works, Faridabad	Haryana	6.89
542.	Reliance Industries Limited	Punjab	6.87
543.	RBA Textiles Pvt. Ltd.	Andhra Pradesh	6.87
544.	Simolex Ceramic Private Limited	Gujarat	6.85
545.	Sambandam Spinning Mills Ltd.	Tamil Nadu	6.84
546.	Shiva Fabricators Pvt. Ltd.	Punjab	6.83
547.	My Home Industries Limited	Andhra Pradesh	6.77
548.	Young Steels Pvt. Ltd., Bhiwadi	Rajasthan	6.76
549.	Sterling Tools Ltd., Prithla, Palwal	Haryana	6.76
550.	SMS Pharmaceuticals Ltd.	Andhra Pradesh	6.75
551.	Supreme Yarns Ltd.	Punjab	6.75



1	2	3	4
552.	Ultratech Cement Ltd. Unit Vikram Cement Works	Madhya Pradesh	6.74
553.	JK Tyre & Industries Limited, Vikrant Tyre Plant I, Mysore	Karnataka	6.72
554.	Deptt. of Power, Govt. of Nagaland	Nagaland	6.72
555.	New Pearl Vitrified Pvt. Ltd.	Gujarat	6.71
556.	Bharuch Eco Aqua Infrastructure Ltd.	Gujarat	6.67
557.	Sunil Healthcare Limited, Alwar	Rajasthan	6.67
558.	Ranbaxy Laboratories Ltd., Gurgaon	Haryana	6.65
559.	Omicron Bio Genesis Ltd.	Andhra Pradesh	6.64
560.	Vishal Coaters Limited	Punjab	6.60
561.	Pratap Spintex Ltd.	Punjab	6.59
562.	Jaiprakash Associates Wanakbori Cement Grinding	Gujarat	6.56
563.	Shreeji Prints Pvt. Ltd.	Gujarat	6.56
564.	Hans Industries Pvt. Ltd.	Gujarat	6.52
565.	Famous Vitrified Pvt. Ltd.	Gujarat	6.51
566.	Viswa Teja Spinning Mills Ltd.	Andhra Pradesh	6.48
567.	Jai Durga Cottex	Haryana	6.45
568.	Bharathi Cements Ltd.	Andhra Pradesh	6.44
569.	Kayaar Exports Pvt. Ltd.	Tamil Nadu	6.39
570.	Elica Vitrified Pvt. Ltd.	Gujarat	6.39
571.	A One Steels India Pvt. Ltd.	Andhra Pradesh	6.39
572.	A G Industries (P) Ltd., Gurgaon	Haryana	6.36
573.	Real Granito Pvt. Ltd.	Gujarat	6.35
574.	Tijaria Polypipes Ltd. Sitapura	Rajasthan	6.35
575.	Digjam Ltd.	Gujarat	6.33
576.	Raghuveer Metal Industries Ltd.	Rajasthan	6.33
577.	Bhagwati Spherocast Pvt. Ltd.	Gujarat	6.29
578.	Bharat Rasayan Ltd., Rohtak	Haryana	6.29

1	2	3	4
579.	Garg Casteels Pvt. Ltd.	Gujarat	6.29
580.	Fertichem Cotspin (Derabassi)	Punjab	6.27
581.	Trishala Alloys Private Ltd.	Punjab	6.26
582.	Orient Refractories Ltd.	Rajasthan	6.26
583.	Deevya Shakti Paper Mills Pvt. Ltd.	Andhra Pradesh	6.22
584.	Cera Sanitaryware Limited	Gujarat	6.19
585.	Loyal Textile Mills Ltd.	Andhra Pradesh	6.18
586.	N.K. Proteins Limited	Gujarat	6.16
587.	Ravi Technoforge Pvt. Ltd.	Gujarat	6.16
588.	Duracon Vitrified Pvt. Ltd.	Gujarat	6.15
589.	Tata Communications Ltd.	Andhra Pradesh	6.13
590.	Hetero Drugs Limited	Andhra Pradesh	6.10
591.	Rockman Industries Ltd.	Uttarakhand	6.10
592.	Innovative Textiles Pvt. Ltd.	Uttarakhand	6.10
593.	S.A.L. Steel Limited	Gujarat	6.07
594.	Shreyans Industries Limited	Punjab	6.06
595.	Allied Recycling Ltd.	Punjab	6.04
596.	J.K. Cement Works	Rajasthan	6.02
597.	Rathi Special Steels Limited Khushkhera	Rajasthan	6.02
598.	Sri Chakra Cement Limited	Andhra Pradesh	5.97
599.	Sri Parameswari Spinning Mills Ltd.	Tamil Nadu	5.97
600.	Bala Balajee Tex	Andhra Pradesh	5.96
601.	Mahalaxmi Polypack Ltd.	Uttarakhand	5.96
602.	Shiva Speciality Yarns Ltd.	Punjab	5.95
603.	Jindal Stainless Limited	Andhra Pradesh	5.93
604.	Indian Yarns Limited	Punjab	5.92
605.	Maize Products	Gujarat	5.89
606.	Ultra Tech Cement Limited	Karnataka	5.89

1	2	3	4
607.	NATCO Pharma Limited	Andhra Pradesh	5.87
608.	Rain Cements Limited	Andhra Pradesh	5.87
609.	ARL Infratech Ltd., Bagru	Rajasthan	5.82
610.	M.L. Spinners Pvt. Ltd., Sonapat	Haryana	5.81
611.	Unitech Ltd.	Haryana	5.78
612.	SSA International Ltd., Panipat	Haryana	5.77
613.	Alliance Polysacks Pvt. Ltd.	Rajasthan	5.76
614.	Swiss Glascoat Equipments Ltd.	Gujarat	5.76
615.	Sri Jeyajothi Textiles Mills(P) Ltd.	Tamil Nadu	5.74
616.	Sri Velayudhaswamy Spinning Mills (P) Ltd.	Tamil Nadu	5.70
617.	Blueart Granito Pvt. Ltd.	Gujarat	5.69
618.	Vardhman Yarn	Madhya Pradesh	5.67
619.	Sree Satyanarayana Spinning Mills Ltd.	Andhra Pradesh	5.67
620.	Sunora Tiles Pvt. Ltd.	Gujarat	5.62
621.	CTX Textiles Unit of CTX Dyestuffs Pvt. Ltd.	Gujarat	5.60
622.	KRN Alloys Pvt. Ltd. Unit II	Rajasthan	5.59
623.	Shrish Business Ventures Pvt. Ltd.	Rajasthan	5.59
624.	Gillette India Ltd., Bhiwadi	Rajasthan	5.59
625.	Ruchi Soya Industries Ltd. (Natural Polymer Division)	Gujarat	5.59
626.	RSAL Steel Private Ltd., Sejwaya	Madhya Pradesh	5.56
627.	Aradhana Foods & Juices Pvt. Ltd.	Andhra Pradesh	5.55
628.	Rajula Spinning Mill Prop T.T. Ltd.	Gujarat	5.52
629.	Maha Mayay Steels, Khushkhera	Rajasthan	5.51
630.	Uniflex Cables Ltd.	Gujarat	5.49
631.	Prasuna Vamsikrishna Spinning Mills Pvt. Ltd.	Andhra Pradesh	5.49

1	2	3	4
632.	Mahavir Die Casters Pvt. Ltd. Faridabad	Haryana	5.48
633.	Covalent Laboratories Pvt. Ltd.	Andhra Pradesh	5.47
634.	Sunglare Vitrified Pvt. Ltd.	Gujarat	5.46
635.	Meenakshi Bright Steel Bars Pvt. Ltd.	Andhra Pradesh	5.46
636.	Golden Iron & Steel Works (Delhi)	Rajasthan	5.45
637.	Sree Rayalaseema Hi Strength Hypo Ltd.	Andhra Pradesh	5.43
638.	Hindustan Vidyut Products Ltd., Faridabad	Haryana	5.43
639.	Narendra Cotton Ginning & Pressing Co Private Ltd.	Gujarat	5.36
640.	ARS Metal Ltd.	Tamil Nadu	5.35
641.	Smartchem Technologies Ltd.	Andhra Pradesh	5.34
642.	Pankaj Mehndiratta Proprietor of Shiva Hardwell Industries	Haryana	5.32
643.	Sree Jayajothi Cements Ltd.	Andhra Pradesh	5.32
644.	JBM Auto Limited, Faridabad	Haryana	5.31
645.	TVS Srichakra Ltd.	Uttarakhand	5.27
646.	Ester Industries Ltd.	Uttarakhand	5.26
647.	Shri Ramalinga	Tamil Nadu	5.25
648.	Anjani Portland Cements Ltd.	Andhra Pradesh	5.25
649.	Kumar Cotton Mills Pvt. Ltd.	Gujarat	5.20
650.	Nandeshwari Steel Ltd.	Gujarat	5.19
651.	Supriya Spinning Mills Ltd.	Andhra Pradesh	5.16
652.	SEL Textiles Limited	Punjab	5.13
653.	GRIDCO	Orissa	5.06
654.	Vamshadhara Paper Mills Ltd.	Andhra Pradesh	5.02
655.	Dalmia Cement Ltd.	Andhra Pradesh	5.01
656.	Hyderabad Industries Ltd., Faridabad	Haryana	5.01

1	2	3	4
657.	Essar Steel Ltd.	Andhra Pradesh	4.97
658.	Roquette Riddhi Siddhi Pvt. Ltd.	Gujarat	4.97
659.	Soham Papers Pvt. Ltd.	Gujarat	4.96
660.	B N Papers	Gujarat	4.95
661.	Hemadri Cements Ltd.	Andhra Pradesh	4.95
662.	Bhawani Shankar Castings Ltd.	Punjab	4.94
663.	Loyal Textile Mills Ltd.	Tamil Nadu	4.93
664.	Gajavelli Spinning Mills (P) Ltd.	Andhra Pradesh	4.92
665.	Biocon Limited	Karnataka	4.92
666.	TC Spinners Pvt. Ltd.	Punjab	4.88
667.	Bhilai Jaypee Cement Plant Satna	Madhya Pradesh	4.88
668.	Shree Jagdambe Paper Mills Ltd., Sirsa	Haryana	4.85
669.	Shree Siddhi Vinayak Induction Pvt. Ltd.	Rajasthan	4.84
670.	Skypack India Pvt. Ltd., Ballabgarh	Haryana	4.81
671.	Vardhaman Special Steel LDH	Punjab	4.79
672.	Indo Autotech Limited	Haryana	4.77
673.	Hindustan Copper Ltd., Khetri Nagar	Rajasthan	4.75
674.	Jai Bharat Furnaces Pvt. Ltd., Khushkhera	Rajasthan	4.74
675.	The Supreme Industries Ltd.	Gujarat	4.74
676.	Rambhadra Industries Pvt. Ltd.	Andhra Pradesh	4.72
677.	Studds Accessories Ltd., Ballabgarh	Haryana	4.71
678.	Granules India Limited	Andhra Pradesh	4.71
679.	Alpla India Pvt. Ltd.	Andhra Pradesh	4.69
680.	RVM Steels India Pvt. Ltd.	Rajasthan	4.69
681.	Mangla Product Pvt. Ltd. VKIA, Jaipur	Rajasthan	4.69
682.	J Korin Spinning Pvt. Ltd.	Gujarat	4.65

1	2	3	4
683.	APM Industries Ltd.	Rajasthan	4.65
684.	MYK Spinning Industries Ltd.	Andhra Pradesh	4.63
685.	Oswal Cotton Spinning Mills	Punjab	4.61
686.	HSIL Ltd. Bahadurgarh	Haryana	4.61
687.	Varroc Engineering Pvt. Ltd.	Maharashtra	4.60
688.	R & B Denims Ltd.	Gujarat	4.60
689.	Nahar Spinning Mills Limited, Bhopal	Madhya Pradesh	4.59
690.	Simola Vitriified Pvt. Ltd.	Gujarat	4.59
691.	Bheema Cements Ltd.	Andhra Pradesh	4.59
692.	Harayana Power Purchase Centre	Haryana	4.58
693.	Ganesha Ecosphere Ltd.	Uttarakhand	4.58
694.	Mega Vitriified Pvt. Ltd.	Gujarat	4.58
695.	Maral Overseas, Nimrani	Madhya Pradesh	4.57
696.	Ugar Sugar Ltd.	Karnataka	4.56
697.	Lafarge India Pvt. Ltd., Nimbahera	Rajasthan	4.55
698.	Bhavin Textiles	Gujarat	4.54
699.	Saraca Laboratories Ltd.	Andhra Pradesh	4.54
700.	Oswal Denims Unit II	Madhya Pradesh	4.51
701.	TC Terry Tex Ltd.	Punjab	4.50
702.	Philips India Ltd.	Gujarat	4.50
703.	Sona Castings Pvt. Ltd.	Punjab	4.49
704.	Sri Ramachandra Paper Boards Ltd.	Andhra Pradesh	4.47
705.	Mahima Purespun	Madhya Pradesh	4.47
706.	Xindia Steels Limited, Ginigera Koppal	Karnataka	4.46
707.	Sri Srinivasa Spintex (India) Ltd.	Andhra Pradesh	4.45
708.	Godrej Consumer Products Ltd.	Madhya Pradesh	4.43
709.	Tata Power Delhi Distribution Limited	Delhi	4.43
710.	PCKL	Karnataka	4.42
711.	Tamilnadu Petro Products Ltd.	Tamil Nadu	4.42

1	2	3	4
712.	Surya Metalloys Pvt. Ltd.	Rajasthan	4.42
713.	Sunworld Vitrified Pvt. Ltd.	Gujarat	4.38
714.	Madhu Silica Pvt. Ltd.	Gujarat	4.34
715.	BTT Industries Pvt. Ltd.	Andhra Pradesh	4.34
716.	Kusalava International Ltd.	Andhra Pradesh	4.33
717.	Hindusthan National Glass & Ind Ltd.	Rajasthan	4.33
718.	Lanco Industries Limited	Andhra Pradesh	4.32
719.	Solaris Ceramics Private Limited	Gujarat	4.32
720.	Somnath Craft Mill Pvt. Ltd.	Gujarat	4.32
721.	Poly Medicure Ltd. A/C No HSHT 0011 Group Leader	Haryana	4.29
722.	J K Lakshmi Cement Ltd., Jhajjar	Haryana	4.27
723.	Star Cotspin Limited, Gangrar	Rajasthan	4.25
724.	Pallava Textile Ltd.	Tamil Nadu	4.24
725.	Richter Themis Medicare (I) Pvt. Ltd.	Gujarat	4.23
726.	Cheema Spintex Ltd.	Punjab	4.22
727.	Golconda Textiles Pvt. Ltd.	Andhra Pradesh	4.21
728.	Olwin Tiles (India) Pvt. Ltd.	Gujarat	4.20
729.	IST Limited	Haryana	4.20
730.	Alpine Knits India Pvt. Ltd.	Tamil Nadu	4.18
731.	Raghupati Casting Pvt. Ltd., Khushkhera	Rajasthan	4.18
732.	Pallava Spinning Mills Pvt. Ltd.	Tamil Nadu	4.17
733.	Naman Casting Pvt. Ltd., Bhiwadi	Rajasthan	4.15
734.	Oswal Die Casters Pvt. Ltd., Faridabad	Haryana	4.12
735.	Balambika Textile Mills Ltd., Senbagaputhur	Tamil Nadu	4.12
736.	Suzuki Spinners	Rajasthan	4.11
737.	Sri Lakshmikantha Spinners Ltd.	Andhra Pradesh	4.10
738.	DSG Papers Pvt. Ltd.	Punjab	4.09

1	2	3	4
739.	Uma Spintex India Pvt. Ltd.	Andhra Pradesh	4.08
740.	Shambhu Industries Pvt. Ltd., Hisar	Haryana	4.07
741.	Paramount Steels Ltd.	Punjab	4.07
742.	STL Global Ltd., Faridabad	Haryana	4.06
743.	Balarama Krishna Spinning Mills (P) Ltd.	Andhra Pradesh	4.01
744.	Machino Polymers Ltd., Gurgaon	Haryana	4.00
745.	MP Power Management Co. Ltd.	Madhya Pradesh	3.99
746.	Riba Textile Ltd., Sonipat	Haryana	3.98
747.	Indian Acrylics	Punjab	3.98
748.	DCPL Foundries Private Ltd.	Tamil Nadu	3.97
749.	Sona Okegawa Precision Forgings Ltd., Gurgaon & Sona Somic, Gurgaon	Haryana	3.96
750.	JK Cement Works Limited, Muddapur	Karnataka	3.96
751.	Hinduja Foundries Ltd.	Andhra Pradesh	3.96
752.	Gujarat Metal Cast Industries Ltd.	Gujarat	3.95
753.	Polycab Wires Pvt. Ltd.	Gujarat	3.92
754.	JBM Textiles Pvt. Ltd.	Haryana	3.91
755.	CESC	West Bengal	3.90
756.	Ramco Steel Pvt. Ltd. Faridabad	Haryana	3.90
757.	Redstone Granito Pvt. Ltd.	Gujarat	3.88
758.	Eveready Spinning Mills Private Ltd.	Tamil Nadu	3.87
759.	Shree Vinayak Prime Alloys Pvt. Ltd., Reengus	Rajasthan	3.85
760.	Mercury Fabrics Pvt. Ltd., Bawal	Haryana	3.84
761.	Poddar Pigments Ltd.	Rajasthan	3.82
762.	Hikal Ltd.	Gujarat	3.80
763.	Hisar Metal Industries Limited, Hisar	Haryana	3.80
764.	Krishnaganga Spinning Mills (P) Ltd.	Andhra Pradesh	3.80



1	2	3	4
765.	Sona Koyo Steering Systems, Limited	Haryana	3.76
766.	Aruppukottai Shri Jayavilas	Tamil Nadu	3.75
767.	Kalpataruvu Spinning Mills Ltd.	Andhra Pradesh	3.72
768.	D D International Pvt. Ltd., Karnal	Haryana	3.72
769.	Sanofi India Ltd.	Gujarat	3.72
770.	Tirumala Cotton & Agro Product Pvt. Ltd.	Andhra Pradesh	3.70
771.	DSM Sinochem Pharmaceuticals India Pvt. Ltd.	Punjab	3.70
772.	Sanwariya Furnaces Pvt. Ltd., Bhiwadi	Rajasthan	3.69
773.	McCain Foods India Pvt. Ltd.	Gujarat	3.67
774.	GVK Properties & Management Co. Pvt. Ltd.	Andhra Pradesh	3.65
775.	Winsome Yarn (Derabaasi)	Punjab	3.63
776.	Sun Beam Auto Pvt. Ltd., Bhiwadi	Rajasthan	3.62
777.	SMS SMELTERS	Arunachal Pradesh	3.60
778.	International Tractors Ltd.	Punjab	3.59
779.	Grospinz Fabz Ltd.	Punjab	3.56
780.	Bhawani Industries	Punjab	3.55
781.	Panwar Casting Pvt. Ltd. Sirohi	Rajasthan	3.55
782.	Nukala Rama Koteswara Rao Textiles Pvt. Ltd.	Andhra Pradesh	3.54
783.	Sukhjit Starch & Chemicals	Punjab	3.54
784.	Swarnalatha Spintex Pvt. Ltd.	Andhra Pradesh	3.53
785.	PVR Spinning and Weaving Ltd.	Andhra Pradesh	3.52
786.	Lalitha Parameshwari Spinning Mills (P) Ltd.	Andhra Pradesh	3.52
787.	Salasar Polytex Pvt. Ltd.	Gujarat	3.52
788.	Vindhya Spinning Mills(P) Ltd.	Tamil Nadu	3.51
789.	East India Commercial Company Limited	Andhra Pradesh	3.48

1	2	3	4
790.	Khivraj Techpark Ltd.	Tamil Nadu	3.47
791.	Meghmani Industries Ltd., Dahej SEZ	Gujarat	3.46
792.	Palsana Enviro Protection Ltd.	Gujarat	3.45
793.	Ranger Cotton Mills	Tamil Nadu	3.43
794.	Sivaram Yarns Pvt. Ltd.	Andhra Pradesh	3.43
795.	SRF Ltd.	Tamil Nadu	3.42
796.	Peena Cement Industries Ltd.	Andhra Pradesh	3.41
797.	Sri Raghavendra Smelters Pvt. Ltd.	Andhra Pradesh	3.41
798.	MMG Steels (P) Ltd.	Andhra Pradesh	3.40
799.	Venkata Siva Parvathi Spinning Mills Ltd.	Andhra Pradesh	3.40
800.	Vijay Anand Kraft Papers Pvt. Ltd.	Andhra Pradesh	3.39
801.	Elegant Dyeing & Processing Ltd., Gurgaon	Haryana	3.38
802.	Satluj Spintex Ltd.	Punjab	3.37
803.	Universal Precision Screws	Haryana	3.37
804.	Hindustan Gum & Chemical Ltd., Bhiwani	Haryana	3.36
805.	Yogindera Worsted Ltd.	Punjab	3.34
806.	Turbo Energy Ltd.	Tamil Nadu	3.32
807.	Sri Lakshmi Godavari Spinning Mills Ltd.	Andhra Pradesh	3.31
808.	Vishal Papertech (India) Ltd.	Punjab	3.30
809.	Thirupur Suriya Textiles Pvt. Ltd.	Tamil Nadu	3.29
810.	Global Health Pvt. Ltd., Gurgaon	Haryana	3.28
811.	Bhavani Industries	Gujarat	3.27
812.	Sundaram Clayton Ltd.	Tamil Nadu	3.27
813.	Icon Granito Private Limited	Gujarat	3.26
814.	N R Agarwal Ind. Ltd.	Gujarat	3.26
815.	Nirman Industries Limited	Gujarat	3.25

1	2	3	4
816.	TCS Textiles Pvt. Ltd.	Tamil Nadu	3.25
817.	Bhavanam Spinning Mills (P) Ltd.	Andhra Pradesh	3.23
818.	Vee Bee Yarn Tex Pvt. Ltd.	Tamil Nadu	3.21
819.	Sri Ravi Chandra Textiles Pvt. Ltd.	Andhra Pradesh	3.21
820.	Vishnu Chemicals Ltd.	Andhra Pradesh	3.20
821.	KDA Ispat Pvt. Ltd.	Andhra Pradesh	3.20
822.	Tocco Ceramics Pvt. Ltd.	Gujarat	3.20
823.	Dhruv Global Ltd., Faridabad	Haryana	3.18
824.	Pioneer Spinning & Weaving Mills Ltd.	Andhra Pradesh	3.18
825.	Shri Cheran Synthetics India Ltd.	Tamil Nadu	3.16
826.	Prabhu Spinning Mills (P) Ltd.	Tamil Nadu	3.16
827.	Veegee Kaushiko Engineering Pvt. Ltd., Faridabad	Haryana	3.14
828.	Sri Lakshmi Srinivasa Jute Mills Ltd.	Andhra Pradesh	3.14
829.	Agarwal Global Steels Ltd.	Andhra Pradesh	3.13
830.	Anandtex International Pvt. Ltd., Panipat	Haryana	3.13
831.	Piramal Enterprises Ltd.	Andhra Pradesh	3.11
832.	Mangal Precision Products Ltd.	Andhra Pradesh	3.11
833.	Godavari Bio Refineries Limited	Karnataka	3.10
834.	Anil Special Steel Industries Ltd., Anantpura	Rajasthan	3.08
835.	Royal Enfield	Tamil Nadu	3.07
836.	Sharu Steel Pvt. Ltd.	Punjab	3.06
837.	Murugan Textiles Ltd.	Tamil Nadu	3.06
838.	Sri Jayajothi & Co. Ltd.	Tamil Nadu	3.03
839.	Rajdhani Iron Products Ltd.	Punjab	3.02
840.	GHCL Ltd., Veraval	Gujarat	3.01
841.	Nagarjuna Agrichem Ltd.	Andhra Pradesh	3.00

1	2	3	4
842.	Talbros Automotives Components Ltd., Faridabad	Haryana	2.99
843.	Thomson Press (India) Limited, Faridabad	Haryana	2.98
844.	Gee Emm Spinfab, Limited	Punjab	2.97
845.	National Engineering Industries Ltd. IMT, Manesar	Haryana	2.97
846.	Vikas Spool Pvt. Ltd., Bahadurgarh	Haryana	2.97
847.	Ranba Castings Ltd.	Tamil Nadu	2.94
848.	Verona Granito Pvt. Ltd.	Gujarat	2.94
849.	Sakthi Auto Ancillary Private Ltd.	Tamil Nadu	2.93
850.	Deepak Nitrite Limited	Andhra Pradesh	2.92
851.	Maharishi Markandeshwar University Trust, Mullana, Ambala	Haryana	2.90
852.	GNA Axles Ltd.	Punjab	2.90
853.	Prompt Enterprises Pvt. Ltd., Ballabgarh, Fbd	Haryana	2.89
854.	Gupta Exim India Pvt. Ltd., Palwal	Haryana	2.87
855.	GHCL	Tamil Nadu	2.86
856.	Anantha Lakshmi Spinning Mills Ltd.	Andhra Pradesh	2.85
857.	ASF Insignia SEZ Pvt. Ltd., Gurgaon	Haryana	2.85
858.	SNJ Synthetics Limited	Andhra Pradesh	2.85
859.	Uniproducts India Ltd. Rewari	Haryana	2.84
860.	Jyothirmaye Textiles (P) Limited	Andhra Pradesh	2.84
861.	Rajave Textiles(P) Ltd.	Tamil Nadu	2.84
862.	Commander Vitrified Pvt. Ltd.	Gujarat	2.83
863.	Oswal Wollen Mills Ltd.	Punjab	2.83
864.	Sri Venkata Siva Parvathhi Spinning Mills (P) Ltd.	Andhra Pradesh	2.83
865.	Sri Shanmugavel Mills(P) Ltd.	Tamil Nadu	2.83

1	2	3	4
866.	Delphi TVS Diesel System (P) Ltd.	Tamil Nadu	2.82
867.	AIMS Industries Limited	Gujarat	2.82
868.	Veer Plastics Pvt. Ltd.	Gujarat	2.82
869.	Taksus Steels Pvt. Ltd.	Punjab	2.81
870.	Madura Coats Private Ltd.	Tamil Nadu	2.81
871.	G.C. Threads Pvt. Ltd.	Punjab	2.81
872.	Subburaj Cotton Mills Ltd.	Tamil Nadu	2.81
873.	Pharmazell (India) Pvt. Ltd.	Tamil Nadu	2.79
874.	Usha Spincot Pvt. Ltd.	Andhra Pradesh	2.79
875.	Pandian Textile Mills(P) Ltd.	Tamil Nadu	2.78
876.	Casa Tiles Pvt. Ltd.	Gujarat	2.78
877.	Sree Jagathguru Textiles Mills Ltd.	Tamil Nadu	2.77
878.	Patspin India Ltd.	Tamil Nadu	2.76
879.	Bhandari Exports Ind Ltd.	Punjab	2.76
880.	Sri Vaishnavi Spintex (India) Private Ltd.	Andhra Pradesh	2.75
881.	Sree Astalaxmi Spinning Mills Pvt. Ltd.	Andhra Pradesh	2.75
882.	ABI Showa Tech(India) P Ltd.	Tamil Nadu	2.75
883.	G.M.R. Spintex Pvt. Ltd.	Andhra Pradesh	2.74
884.	Gian Castings Pvt. Ltd.	Punjab	2.74
885.	K.B. Rolling Mills Pvt. Ltd.	Andhra Pradesh	2.74
886.	Singode India Ltd.	Andhra Pradesh	2.74
887.	Sai Global Yarn Tex India Pvt. Ltd.	Andhra Pradesh	2.73
888.	Sterling Agro Industries Ltd.	Madhya Pradesh	2.73
889.	JCT Electronics Ltd., Kandari	Gujarat	2.73
890.	Chopra Steel and Agro, Industries	Punjab	2.73
891.	ATC Tires Pvt. Ltd.	Tamil Nadu	2.71
892.	Punjab Steel Forgings & Agro	Punjab	2.71
893.	Laser Shaving (India) Pvt. Ltd.	Andhra Pradesh	2.70

1	2	3	4
894.	Dhanalakshmi Cotton & Rice Mills Pvt. Ltd.	Andhra Pradesh	2.70
895.	Hi Tech Gears Ltd., Gurgaon	Haryana	2.69
896.	Nelcast Ltd.	Tamil Nadu	2.65
897.	Ambuja Cement, Jaitaran	Rajasthan	2.65
898.	Sentini Cermica Pvt. Ltd.	Andhra Pradesh	2.63
899.	Simpex Granito Pvt. Ltd.	Gujarat	2.62
900.	Sri Sai Balaji Spintex India (P) Ltd.	Andhra Pradesh	2.62
901.	Mantri Mettallics Ltd., Pantnagar	Uttarakhand	2.61
902.	Venture Lighting India Ltd.	Tamil Nadu	2.61
903.	Dee Development Engineers Ltd., Palwal	Haryana	2.61
904.	Kandagiri Spinning Mills	Tamil Nadu	2.61
905.	JMP Industries	Punjab	2.60
906.	JBA Steels Pvt. Ltd.	Andhra Pradesh	2.60
907.	Divya Spinning Mill(P) Ltd.	Tamil Nadu	2.60
908.	Mittapalli Spinners Ltd.	Andhra Pradesh	2.60
909.	Jayavarma Textiles Pvt. Ltd.	Tamil Nadu	2.59
910.	Sudhan Spinning Mills (P) Ltd.	Tamil Nadu	2.58
911.	Shasun Chemicals & Drugs Ltd.	Tamil Nadu	2.58
912.	Banco Products India Ltd.	Gujarat	2.57
913.	Modern Steels Ltd.	Punjab	2.57
914.	Hero Steels Ltd.	Punjab	2.55
915.	Hikal Ltd. KIADB Ind Area Jigani Anekal, Tq, Bangalore	Karnataka	2.55
916.	Sudha Agro Oil & Chemical Industries Ltd.	Andhra Pradesh	2.54
917.	Ashok Leyland	Tamil Nadu	2.53
918.	Laxmi Rolling and Strips Private Limited	Andhra Pradesh	2.53

1	2	3	4
919.	Shri Ramalinga Mills Ltd.	Tamil Nadu	2.53
920.	Longowalia Yarns Ltd.	Punjab	2.51
921.	Gomathi Spinning Mills India P Ltd.	Tamil Nadu	2.50
922.	Chowdary Spinners Ltd.	Andhra Pradesh	2.50
923.	Vikas Strips Ltd., Faridabad	Haryana	2.50
924.	Chopra Alloys	Punjab	2.49
925.	R.M. Bros Pvt. Ltd. Jaipur	Rajasthan	2.48
926.	Orient Bell Ltd.	Karnataka	2.47
927.	Gowthami Spintex (India) Ltd.	Andhra Pradesh	2.47
928.	N.K. Industries Ltd. Kadi	Gujarat	2.46
929.	Nirma Ltd. (Healthcare Division Sachana)	Gujarat	2.46
930.	Bambino Agro Industries Ltd., Gurgaon	Haryana	2.46
931.	VST Industries Pvt. Ltd.	Andhra Pradesh	2.46
932.	Gates India Pvt. Ltd.	Punjab	2.44
933.	J.R. Metal Chennai Ltd.	Tamil Nadu	2.44
934.	VAE VKN Industries Pvt. Ltd., Sonipat	Haryana	2.44
935.	Sundaram Industries Ltd.	Tamil Nadu	2.44
936.	Udaipur Cement Works Limited, Udaipur	Rajasthan	2.43
937.	Dollar Industries Ltd.	Tamil Nadu	2.43
938.	Tamil Nadu Newsprint and Papers Limited	Tamil Nadu	2.43
939.	Rane Engine Valve	Andhra Pradesh	2.42
940.	Sri Matha Spinning Mills (P) Ltd.	Tamil Nadu	2.41
941.	Sabic Innovative Plastics India Pvt. Ltd.	Gujarat	2.41
942.	Stelco Ltd.	Punjab	2.40
943.	Nestle India Ltd., Panipat	Haryana	2.39
944.	Sai Manasa Spintex (India) Ltd.	Andhra Pradesh	2.39

1	2	3	4
945.	Shyam Ferrous Ltd.	Andhra Pradesh	2.39
946.	Super Alloy Castings Pvt. Ltd.	Haryana	2.38
947.	Vishwanath Spinnerz India Ltd.	Andhra Pradesh	2.37
948.	Kisco Castings	Punjab	2.37
949.	Adisankara Spinning Mills (P) Ltd.	Tamil Nadu	2.37
950.	Polaris Financial Technology Ltd.	Tamil Nadu	2.37
951.	Jaxx Vitriified Pvt. Ltd.	Gujarat	2.36
952.	Pilkington Automotive (I) Private Ltd.	Andhra Pradesh	2.35
953.	Durga Multimetals Pvt. Ltd.	Punjab	2.34
954.	Natural Castings	Punjab	2.33
955.	Prime Steel Processors	Punjab	2.31
956.	V R Foundries	Tamil Nadu	2.30
957.	Suven Life Sciences Ltd.	Andhra Pradesh	2.30
958.	TVS Srichakra Ltd.	Tamil Nadu	2.30
959.	Himatsingka Seida Limited (HSL)	Karnataka	2.30
960.	Uttaranchal Iron & Ispat Ltd.	Uttarakhand	2.28
961.	GBR Metals Private Ltd.	Tamil Nadu	2.27
962.	Milton Cycle Industries Ltd., Sonapat	Haryana	2.27
963.	Calibre Chemicals Pvt. Ltd.	Gujarat	2.27
964.	Indo US MIM TEC Pvt. Ltd., KIADB Hoskote	Karnataka	2.27
965.	Shri Govindaraja Textiles Private Ltd.	Tamil Nadu	2.26
966.	Bedi Steels Pvt. Ltd.	Punjab	2.26
967.	Pravesha Industries Pvt. Ltd.	Andhra Pradesh	2.26
968.	Tirupati Balaji Furnaces (P) Ltd.	Rajasthan	2.25
969.	Virchow Petrochemical Pvt. Ltd.	Andhra Pradesh	2.24
970.	Seshasayee Paper and Board Ltd.	Tamil Nadu	2.23
971.	Cheran Spinning Mills Private Ltd.	Tamil Nadu	2.22
972.	N.G. Alloys Pvt. Ltd.	Punjab	2.21



1	2	3	4
973.	Jayalakshmi Textiles (P) Ltd.	Tamil Nadu	2.21
974.	Rama Cotspin Pvt. Ltd., Ambala	Haryana	2.20
975.	Lakshmivel Mills Ltd.	Tamil Nadu	2.20
976.	Sardar Associates Ltd.	Punjab	2.20
977.	Oasis Vitrified Pvt. Ltd.	Gujarat	2.19
978.	Bhagiradha Chemicals & Indu	Andhra Pradesh	2.19
979.	Dasmesh Castings Pvt. Ltd.	Punjab	2.19
980.	Philips Electronics India limited	Punjab	2.18
981.	Vijay Velavan Spinning Mills Pvt. Ltd.	Tamil Nadu	2.17
982.	Maha Shiv Shakti Steel Rolling Mills Ltd.	Andhra Pradesh	2.16
983.	Tecumseh Products India Pvt. Ltd.	Andhra Pradesh	2.16
984.	Encore Natural Polymers Pvt. Ltd.	Gujarat	2.15
985.	Ricela Health Foods Ltd.	Punjab	2.14
986.	Patchala Spintex Pvt. Ltd.	Andhra Pradesh	2.14
987.	K.K. Metals Pvt. Ltd., Bhiwadi	Rajasthan	2.14
988.	KVR Industries Ltd.	Andhra Pradesh	2.13
989.	Thatavarthi Apparels Ltd.	Andhra Pradesh	2.13
990.	SSIPL Retail Ltd., Sonapat	Haryana	2.13
991.	Amar Udyog Plant II, Faridabad	Haryana	2.12
992.	Valli Textile Mills	Tamil Nadu	2.12
993.	Nachammai Cotton Mills Ltd.	Tamil Nadu	2.12
994.	Impex Metal & Ferro Alloys	Andhra Pradesh	2.12
995.	Anro Steels Pvt. Ltd.	Punjab	2.11
996.	Mahindra & Mahindra Ltd.	Andhra Pradesh	2.10
997.	SK Automotive Pvt. Ltd., Gurgaon	Haryana	2.10
998.	Platinum Textiles Ltd.	Tamil Nadu	2.09
999.	KIE Engineering Pvt. Ltd.	Uttarakhand	2.09

1	2	3	4
1000.	Modern Terry Towels Limited	Gujarat	2.08
1001.	Samkrp Pistions and Rings Ltd.	Andhra Pradesh	2.08
1002.	Eden Steel Alloys	Punjab	2.07
1003.	Ricasil Ceramic Ind. Pvt. Ltd.	Gujarat	2.07
1004.	Sundram Fasteners Ltd.	Uttarakhand	2.07
1005.	Cogent Glass Ltd.	Andhra Pradesh	2.07
1006.	Orbit Resorts Pvt. Ltd., Gurgaon	Haryana	2.06
1007.	Pragati Spinners Pvt. Ltd.	Andhra Pradesh	2.06
1008.	Ashima Dyecot Limited	Gujarat	2.04
1009.	Neuland Laboratories Limited	Andhra Pradesh	2.04
1010.	Shiva Alloys	Punjab	2.04
1011.	Hindustan Coca Cola Beverages Pvt. Ltd., Ramanagar	Karnataka	2.03
1012.	Charoen Pokphand (I) Pvt. Ltd.	Andhra Pradesh	2.02
1013.	Adani Petronet (Dahej) Port Pvt. Ltd.	Gujarat	2.02
1014.	Hindalco Industries Ltd.	Andhra Pradesh	2.01
1015.	Shiva Castings Pvt. Ltd.	Punjab	2.01
1016.	Rama Spinners (P) Ltd.	Andhra Pradesh	2.00
1017.	Sree Ayyanar Spinning and Weaving Mills Ltd.	Tamil Nadu	1.99
1018.	Balu Spinning Mills Pvt. Ltd.	Tamil Nadu	1.99
1019.	A.P. Paper Mills	Punjab	1.99
1020.	Hindustan Gum & Chemicals Limited	Gujarat	1.99
1021.	SPL Industries Ltd.	Haryana	1.98
1022.	Shri Shakti Iron & Steel Re Rolling Mill	Rajasthan	1.98
1023.	Sree Anantha Lakshmi Textiles Private Limited	Andhra Pradesh	1.98
1024.	Sri Ram Spinning Mills Limited	Andhra Pradesh	1.98
1025.	ILTD. Co. Ltd.	Andhra Pradesh	1.98

1	2	3	4
1026.	TPR Autoparts Mfg India Pvt. Ltd., Neemrana	Rajasthan	1.97
1027.	Chandigarh Castings Pvt. Ltd.	Punjab	1.97
1028.	Paul Steels Pvt. Ltd.	Punjab	1.96
1029.	Radheshyam Paper Mills Pvt. Ltd.	Gujarat	1.96
1030.	Sukhjit Starch Mills (Unit of The Sukhjit Starch & Chemicals)	Andhra Pradesh	1.95
1031.	INOX Air Products Limited	Andhra Pradesh	1.95
1032.	SJLT Textiles Pvt. Ltd.	Tamil Nadu	1.94
1033.	KSM Spinning Mills	Punjab	1.94
1034.	Thiagarajar Mills(P) Ltd.	Tamil Nadu	1.94
1035.	India Forge & Drops Stamping Ltd., Faridabad 0008	Haryana	1.93
1036.	Suresh Kumar Goel (Twenty First Century Steels Ltd.)	Punjab	1.93
1037.	Sakar Glazed Tiles Private Limited	Gujarat	1.93
1038.	Orient Paper & Industries Limited Faridabad	Haryana	1.91
1039.	Chola Textiles (P) Ltd.	Tamil Nadu	1.90
1040.	Pearl Beverages Ltd.	Andhra Pradesh	1.90
1041.	Gujarat Dyestuff Industries Pvt. Ltd.	Gujarat	1.90
1042.	Silver Spring Spinners India Pvt. Ltd.	Tamil Nadu	1.90
1043.	Ucal Fuel Systems Ltd.	Tamil Nadu	1.89
1044.	Jain Steel Industries, Hisar	Haryana	1.89
1045.	Ahuja Cotspin Pvt. Ltd.	Punjab	1.89
1046.	R E I Agro Limited, Bawal	Haryana	1.88
1047.	Jai Jegandambika Textiles Mills (P) Ltd.	Tamil Nadu	1.88
1048.	Smilax Laboratories Ltd.	Andhra Pradesh	1.88
1049.	Malar Paper Mills Pvt. Ltd.	Tamil Nadu	1.87

1	2	3	4
1050.	Rallis India Ltd.	Gujarat	1.87
1051.	Sri Karunambikai Mills Pvt. Ltd.	Tamil Nadu	1.87
1052.	K J International	Punjab	1.87
1053.	Siyaram Vitrified Pvt. Ltd.	Gujarat	1.86
1054.	KKP Textiles Ltd.	Tamil Nadu	1.85
1055.	Ramprasad Tubes and Bars Pvt. Ltd.	Tamil Nadu	1.85
1056.	Craftsman Automation Pvt. Ltd.	Tamil Nadu	1.85
1057.	Aditya Spinners Limited	Andhra Pradesh	1.84
1058.	Hollis Vitrified Pvt. Ltd.	Gujarat	1.84
1059.	Tulsyan NEC Ltd.	Tamil Nadu	1.82
1060.	Concast Steel & Power Limited, Badmal, Jharsuguda, Odisha	Odisha	1.82
1061.	Krishna Concast Pvt. Ltd.	Gujarat	1.82
1062.	Nidhi Steel Industries	Punjab	1.82
1063.	Sumeet Industries Ltd.	Gujarat	1.80
1064.	Kiri Dyes and Chemicals Pvt. Ltd.	Gujarat	1.80
1065.	Magic Wires Pvt. Ltd.	Uttarakhand	1.80
1066.	Coromandel International Ltd.	Andhra Pradesh	1.80
1067.	MSN Laboratories Ltd.	Andhra Pradesh	1.78
1068.	Shree Rama Multi Tech Ltd.	Gujarat	1.78
1069.	Sri VNS Spinning Mills India (P) Ltd.	Tamil Nadu	1.78
1070.	Jeyavishnu Spintex Pvt. Ltd.	Tamil Nadu	1.77
1071.	Ranganayaka Spinning Mills Ltd.	Andhra Pradesh	1.77
1072.	Pennar Industries Limited	Andhra Pradesh	1.77
1073.	Ganga Casting	Punjab	1.77
1074.	Sambandam Siva Textiles Ltd.	Tamil Nadu	1.74
1075.	Guhan Textile Mills (P) Ltd.	Tamil Nadu	1.73
1076.	Abhedya Industries Ltd.	Andhra Pradesh	1.73
1077.	Vantage Spinners Pvt. Ltd.	Andhra Pradesh	1.72

1	2	3	4
1078.	Godavari Polymers Pvt. Ltd.	Andhra Pradesh	1.72
1079.	Super Sales India Ltd.	Tamil Nadu	1.71
1080.	India Japan Lighting Private Ltd.	Tamil Nadu	1.71
1081.	Cheslind Textiles Ltd.	Tamil Nadu	1.70
1082.	HSIL Limited	Andhra Pradesh	1.70
1083.	Quadrant Televen	Punjab	1.70
1084.	Healthcaps India Limited	Punjab	1.70
1085.	Wolkem India Limited, Sirohi	Rajasthan	1.70
1086.	Dada Ganpati Guar Products Pvt. Ltd., Sirsa	Haryana	1.69
1087.	Maharaja Cotspin Limited	Punjab	1.69
1088.	GVG Industries Ltd., Oddanchatram	Tamil Nadu	1.69
1089.	Integra Automation Pvt. Ltd.	Tamil Nadu	1.68
1090.	Welspun Corp Ltd., Anjar	Gujarat	1.68
1091.	Ammarun Foundaries	Tamil Nadu	1.67
1092.	Atlantis Products Pvt. Ltd.	Gujarat	1.67
1093.	Bhavya Cements Ltd.	Andhra Pradesh	1.67
1094.	Subros Limited	Haryana	1.67
1095.	Quality Foils (India) Pvt. Ltd., Hisar	Haryana	1.67
1096.	Vijayalakshmi Spintex Ltd.	Andhra Pradesh	1.66
1097.	AT & S India Pvt. Ltd., Nanjangud, Mysore	Karnataka	1.66
1098.	Sri Bajrang Jute Mills Ltd.	Andhra Pradesh	1.65
1099.	Oswal Global (Pvt) Ltd., Faridabad	Haryana	1.65
1100.	Steel Stripes Wheels Ltd.	Tamil Nadu	1.65
1101.	Chida Spinning Mills Pvt. Ltd.	Andhra Pradesh	1.64
1102.	Madhav Udyog Pvt. Ltd.	Punjab	1.64
1103.	Nandi Vardhana Textile Mills Ltd.	Andhra Pradesh	1.63
1104.	C L Engineering Ltd.	Punjab	1.62

1	2	3	4
1105.	Jayavelu Spinning Mills Private Ltd.	Tamil Nadu	1.61
1106.	Sri Nukala Ramakoteswara Rao Textiles	Andhra Pradesh	1.61
1107.	Richa Industries Ltd., Faridabad	Haryana	1.61
1108.	Shree Sidhi Vinayak Alloys	Punjab	1.60
1109.	Regal Alloys Pvt. Ltd.	Punjab	1.60
1110.	Shree Hari Spintex Ltd.	Punjab	1.60
1111.	Perfect Knitters Ltd.	Andhra Pradesh	1.60
1112.	Spincot Textiles (P) Ltd.	Andhra Pradesh	1.60
1113.	Sri Krishna Pharmaceuticals	Andhra Pradesh	1.60
1114.	The Kadri Mills (CBE) Ltd.	Tamil Nadu	1.59
1115.	Vintage Tiles Pvt. Ltd.	Gujarat	1.59
1116.	Noble Steels Pvt. Ltd.	Punjab	1.58
1117.	KKP Spinning Mills Ltd.	Tamil Nadu	1.58
1118.	Guntur Spinning Mills (P) Ltd.	Andhra Pradesh	1.57
1119.	CCL Products (India) Ltd.	Andhra Pradesh	1.56
1120.	Andhra Ferro Alloys Ltd.	Andhra Pradesh	1.55
1121.	Sri Venkata Lakshmi Narasimha Spinning Mills (P) Ltd.	Andhra Pradesh	1.55
1122.	The Deputy Manager Electrical Bharat Heavy Electricals Ltd.	Tamil Nadu	1.54
1123.	Osram India Pvt. Ltd., Sonapat	Haryana	1.54
1124.	Malerkotla Steel & Alloys Pvt. Ltd.	Punjab	1.53
1125.	Neolite ZKW Lightings Pvt. Ltd., Bahadurgarh	Haryana	1.53
1126.	Metro Tyres Ltd.	Punjab	1.52
1127.	Sri Venkatram Spinners	Tamil Nadu	1.52
1128.	Jasch Industries Ltd., Sonapat	Haryana	1.51
1129.	Shrish Steels Private Ltd.	Rajasthan	1.51
1130.	Gland Pharma Limited	Andhra Pradesh	1.50

1	2	3	4
1131.	Venus Industrial Corporation Pvt. Ltd., Faridabad	Haryana	1.50
1132.	The Andhra Petrochemicals Ltd.	Andhra Pradesh	1.49
1133.	Rohini Textile Industry	Tamil Nadu	1.49
1134.	Coimbatore Polytex Pvt. Ltd.	Tamil Nadu	1.49
1135.	Naga Sindhu Spinning & Ginning Mills Pvt. Ltd.	Andhra Pradesh	1.49
1136.	Arun Textiles (P) Ltd.	Tamil Nadu	1.48
1137.	Sharma Commercial (P) Ltd. Jhotwara	Rajasthan	1.47
1138.	Vijayasri Organics Limited	Andhra Pradesh	1.47
1139.	Roop Polymers Ltd., Gurgaon	Haryana	1.47
1140.	GVK Hotels Ltd.	Andhra Pradesh	1.47
1141.	AMT Alloys Pvt. Ltd.	Punjab	1.47
1142.	Sterling Biotech Ltd.	Tamil Nadu	1.47
1143.	E R Textiles Ltd., Bagalur	Tamil Nadu	1.46
1144.	Jadia Pipes (India) Ltd., Hisar	Haryana	1.46
1145.	M C Spinners Pvt. Ltd.	Tamil Nadu	1.46
1146.	Shree Ganesh Alloys	Punjab	1.45
1147.	Sri Venkateshwara Industries	Andhra Pradesh	1.45
1148.	Srini Pharmaceuticals Ltd. (SPL)	Andhra Pradesh	1.44
1149.	Hansco Iron & Steels Pvt. Ltd.	Punjab	1.44
1150.	Senor Metals (P) Ltd.	Gujarat	1.44
1151.	S L V Spinning Mills Ltd.	Andhra Pradesh	1.44
1152.	Prassanna Spinning Mills (P) Ltd.	Tamil Nadu	1.43
1153.	Rane Brake Lining Limited	Andhra Pradesh	1.43
1154.	Sri Seshasai Spinning Mills Pvt. Ltd.	Andhra Pradesh	1.43
1155.	Bansal Spinning Mill Ltd.	Punjab	1.42
1156.	Ra Chem Pharma Ltd.	Andhra Pradesh	1.42

1	2	3	4
1157.	R G Spinning Mills Ltd.	Tamil Nadu	1.42
1158.	Jyoti Threads (India) Ltd.	Punjab	1.42
1159.	Abhijeet Ferrotch Limit	Andhra Pradesh	1.42
1160.	Hind Alloys	Punjab	1.42
1161.	Sree Karpagambal Mills Limited	Tamil Nadu	1.41
1162.	RSK Industries Pvt. Ltd.	Gujarat	1.40
1163.	Inox Air Products Limited	H.P.	1.40
1164.	Modern Denim	Gujarat	1.40
1165.	Gitansh Alloys Pvt. Ltd.	Punjab	1.39
1166.	RGTL Industries Ltd., Bhiwadi	Rajasthan	1.38
1167.	Vasundhara Cotton Mills Ltd.	Andhra Pradesh	1.38
1168.	Lexus Granito (I) Pvt. Ltd.	Gujarat	1.38
1169.	Pratibha Fabrics Ltd.	Gujarat	1.38
1170.	Swastik Ceracon Ltd.	Gujarat	1.38
1171.	Sree Pandian Spinning Mill Pvt. Ltd.	Tamil Nadu	1.38
1172.	ISGEC Heavy Engineering Ltd., Yamuna Nagar	Haryana	1.38
1173.	Behari Lal Ispat Pvt. Ltd.	Punjab	1.38
1174.	Rib And Sons Pvt. Ltd., Faridabad	Haryana	1.37
1175.	Jothi Malleables Pvt. Ltd.	Tamil Nadu	1.37
1176.	Anjalee Granites Private Limited	Andhra Pradesh	1.37
1177.	J S Khalsa Steels Pvt. Ltd.	Punjab	1.37
1178.	Fortis Hospital Ltd., Gurgaon	Haryana	1.37
1179.	Transpek Industry Limited	Gujarat	1.37
1180.	Avaneetha Textiles Ltd., Kaniyur	Tamil Nadu	1.37
1181.	Suryauday Spinning Mills Pvt. Ltd.	Andhra Pradesh	1.35
1182.	Patiala Cotspin Ltd.	Punjab	1.35
1183.	Khurana Steels Ltd.	Punjab	1.35
1184.	Sri Sarvana Spinning Mill	Tamil Nadu	1.34



1	2	3	4
1185.	Rajasthan Patrika Pvt. Ltd., Jhotwara	Rajasthan	1.34
1186.	Bajaj Motors Ltd., PantNagar	Uttarakhand	1.33
1187.	Tractors and Farm Equipment Limited	Tamil Nadu	1.32
1188.	M M Castings Pvt. Ltd., Ballabgarh, Faridabad	Haryana	1.32
1189.	Dasmesh Alloys	Punjab	1.32
1190.	Sage Metals Ltd., Faridabad	Haryana	1.30
1191.	Suryaans Paper	Tamil Nadu	1.30
1192.	C R I Pumps Pvt. Ltd.	Tamil Nadu	1.30
1193.	Shivalik Prints Ltd. Faridabad	Haryana	1.29
1194.	SVA Syntex Ltd.	Tamil Nadu	1.29
1195.	Sunstar Overseas Ltd.	Haryana	1.29
1196.	Parani Spinning Mills(P) Ltd.	Tamil Nadu	1.28
1197.	Pioneer Jellice India (P) Ltd.	Tamil Nadu	1.28
1198.	Jagatjit Industries Limited	Punjab	1.28
1199.	Lakshmi Machine Works Ltd.	Tamil Nadu	1.28
1200.	YSR Spinning & Weaving Mills (P) Ltd.	Andhra Pradesh	1.27
1201.	Surabhi Spinning Pvt. Ltd.	Andhra Pradesh	1.27
1202.	S P Y Agro Industries Limited	Andhra Pradesh	1.27
1203.	Shree Cement Ltd.	Rajasthan	1.26
1204.	Mahadev Manufactures	Gujarat	1.26
1205.	Akula Boards Ltd.	Andhra Pradesh	1.25
1206.	Sterling Tools Ltd. (Unit II), Faridabad	Haryana	1.25
1207.	Shri Siddhi Vinayaga Tex India (P) Ltd.	Tamil Nadu	1.24
1208.	Shiv Shakti Castings Pvt. Ltd.	Punjab	1.24
1209.	Anjaney Alloys Ltd.	Andhra Pradesh	1.24

1	2	3	4
1210.	Kaira District Co Operative Milk Producers Union Ltd., KSD Plant	Gujarat	1.24
1211.	Virchow Chemicals Pvt. Ltd.	Andhra Pradesh	1.24
1212.	Hetero Infrastructure SEZ Limited	Andhra Pradesh	1.24
1213.	G S Automotives Pvt. Ltd.	Punjab	1.23
1214.	Neel kanth Recycling Pvt. Ltd.	Punjab	1.23
1215.	V G Paper and Boards Ltd.	Tamil Nadu	1.21
1216.	Sivaraj Spinning Mills P Ltd.	Tamil Nadu	1.20
1217.	Motherson Automotive Technologies & Engg (A Div of Motherson Sumi Systems Ltd.)	Rajasthan	1.19
1218.	Carona Industries Ltd.	Tamil Nadu	1.19
1219.	Kuber Castings Pvt. Ltd.	Punjab	1.19
1220.	Tata Communications Ltd.	Karnataka	1.19
1221.	Scion Exports Pvt. Ltd.	Rajasthan	1.18
1222.	Priyadarshini Spinning Mills Ltd.	Andhra Pradesh	1.18
1223.	Aman Alloys Pvt. Ltd.	Punjab	1.18
1224.	Punjab Steels	Punjab	1.17
1225.	Shiv Jyoti Furnace Pvt. Ltd. Abu Road	Rajasthan	1.17
1226.	Bhagyanagar India Limited	Andhra Pradesh	1.17
1227.	Alembic Ltd.	Gujarat	1.17
1228.	Pundrik Textile Mills Pvt. Ltd.	Punjab	1.17
1229.	Vennar Ceramics Ltd.	Andhra Pradesh	1.17
1230.	Prabhu Spinning Mills(P) Ltd.	Tamil Nadu	1.16
1231.	Sanford Vitrified Private Limited	Gujarat	1.15
1232.	Datt Multimetals Pvt. Ltd.	Punjab	1.15
1233.	Goyal malleables Pvt. Ltd.	Punjab	1.14
1234.	Hyderabad Chemicals Products Limited	Andhra Pradesh	1.13
1235.	SBJ Alloys	Punjab	1.13

1	2	3	4
1236.	Whirlpool of India Ltd.	Haryana	1.13
1237.	Neelkanth Concast Steel Pvt. Ltd.	Punjab	1.13
1238.	Waryam Steel Castings Pvt. Ltd.	Punjab	1.13
1239.	Paramjeet Singh (A P S Associates Pvt. Ltd.)	Punjab	1.13
1240.	Sri Ramalingeswara Paper Products P L	Andhra Pradesh	1.13
1241.	Vishwakarma Automotive Pvt. Ltd. Unit II, Ballabgarh	Haryana	1.13
1242.	PYUNG HWA India Ltd.	Tamil Nadu	1.12
1243.	India Piston Ltd.	Tamil Nadu	1.12
1244.	Nandish Alloys Ltd.	Punjab	1.11
1245.	HIL Ltd., Dharuhera	Haryana	1.11
1246.	Jai Gear Pvt. Ltd.	Punjab	1.10
1247.	Divyalakshmi Textiles Private Ltd.	Tamil Nadu	1.10
1248.	Adani Hazira Port Pvt. Ltd.	Gujarat	1.09
1249.	Shri Sakthi Papers India (P) Ltd.	Tamil Nadu	1.09
1250.	Jodhpur Alloys Pvt. Ltd., Surpura	Rajasthan	1.09
1251.	Automotive Axles Limited	Karnataka	1.09
1252.	Sri Manjunatha Spinning Mills Ltd.	Andhra Pradesh	1.09
1253.	Sanstar Bio Polymers Ltd.	Gujarat	1.08
1254.	Vedha Spinning Mills (P) Ltd.	Tamil Nadu	1.08
1255.	Bhavya Inductosteel Pvt. Ltd., Reengus	Rajasthan	1.08
1256.	TPL Industries Limited, Bhilwara	Rajasthan	1.08
1257.	Prompt Industries Pvt. Ltd.	Andhra Pradesh	1.08
1258.	Ranee Polymers Pvt. Ltd., IMT Manesar, Gurgaon	Haryana	1.08
1259.	Visaka Industries Limited	Andhra Pradesh	1.07
1260.	Exide Industries Ltd.	Tamil Nadu	1.07
1261.	Time Technoplast Ltd.	Uttarakhand	1.07

1	2	3	4
1262.	GNA Duraparts Pvt. Ltd.	Punjab	1.07
1263.	La Opala RG Ltd.	Uttarakhand	1.07
1264.	Supreme Cot Spin Mills (India) Pvt. Ltd.	Tamil Nadu	1.06
1265.	Surya Steel Industries	Punjab	1.06
1266.	S A Aanandan Spinning Mills (P) Ltd.	Tamil Nadu	1.05
1267.	Mukesh Udyog Ltd.	Punjab	1.05
1268.	Vodafone South Limited	Punjab	1.05
1269.	Vishal Paper Industries Pvt. Ltd.	Punjab	1.05
1270.	Lagnam Spintex Pvt. Ltd., Hamirgarh Bhilwara	Rajasthan	1.05
1271.	Sankari Yarns Private Limited	Tamil Nadu	1.05
1272.	Doonvalley Technopolis Pvt. Ltd.	Uttarakhand	1.04
1273.	Euro Ceramics Ltd.	Gujarat	1.04
1274.	Grasim Bhiwani Textiles Ltd., Bhiwani	Haryana	1.04
1275.	Bharat Biotech International Ltd.	Andhra Pradesh	1.03
1276.	India Japan Lighting Pvt. Ltd.	Haryana	1.03
1277.	Premier SPG and WVG Mills Pvt. Ltd.	Tamil Nadu	1.03
1278.	REI Agro Limited Plant 1, Bawal	Haryana	1.03
1279.	Tube Products of India	Tamil Nadu	1.02
1280.	Super Screws Pvt. Ltd., Faridabad AC No MNHT 0003	Haryana	1.02
1281.	Everest Industries Ltd.	Tamil Nadu	1.02
1282.	Leeds Spinning Mills (P) Ltd.	Tamil Nadu	1.02
1283.	Foods Fats & Fertilizers Ltd.	Andhra Pradesh	1.02
1284.	Cholan Paper & Board Mills Ltd.	Tamil Nadu	1.01
1285.	Kallam Brothers Cottons (P) Ltd.	Andhra Pradesh	1.01
1286.	Venus Texspin Limited	Punjab	1.01
1287.	Chenniappa Yarn Spinners Pvt. Ltd.	Tamil Nadu	1.01
1288.	Akshat Papers Ltd.	Gujarat	1.01

1	2	3	4
1289.	Addi Alloys Pvt. Ltd.	Punjab	1.01
1290.	SVPB Spinners Ltd.	Tamil Nadu	1.00
1291.	Thapar Ispat Limited	Punjab	1.00
1292.	Eastman Textiles	Tamil Nadu	1.00
1293.	Gayatri Bio Organics Ltd.	Andhra Pradesh	1.00
1294.	Prima Products Pvt. Ltd.	Tamil Nadu	1.00
1295.	VSM Weaves India Ltd. MTRED	Tamil Nadu	1.00
1296.	Emmennar Bio Tech. Pvt. Ltd.	Andhra Pradesh	1.00
1297.	Sree Narasimha Textiles (P) Ltd.	Tamil Nadu	0.99
1298.	Jaimurugan Textiles Limited	Tamil Nadu	0.99
1299.	Kadri Mills (CBE) Ltd.	Tamil Nadu	0.99
1300.	Sri Karthikeya Spg. & Wvg. Mills Pvt. Ltd.	Tamil Nadu	0.99
1301.	Shivam Smelters P Ltd.	Andhra Pradesh	0.99
1302.	Tirumala Milk Products Pvt. Ltd.	Andhra Pradesh	0.98
1303.	Swastik Pipes Ltd., Jhajjar	Haryana	0.98
1304.	NED Energy Limited	Andhra Pradesh	0.98
1305.	Sri Raja Vinayaga	Tamil Nadu	0.98
1306.	Express Infrastructure Private Ltd.	Tamil Nadu	0.97
1307.	HIL Limited	Andhra Pradesh	0.97
1308.	Bhupendra Steel (P) Ltd., Faridabad	Haryana	0.97
1309.	Hyderabad Deccan Cigarette Factory Pvt. Ltd.	Andhra Pradesh	0.96
1310.	J K Fenner (India) Limited	Andhra Pradesh	0.96
1311.	Oil Country Tabular Ltd.	Andhra Pradesh	0.96
1312.	Hyderabad Industries Ltd., Vijayvada	Andhra Pradesh	0.96
1313.	G C Spintex Limited	Punjab	0.96
1314.	Shrinath Rotopack Pvt. Ltd.	Andhra Pradesh	0.96
1315.	Samana Co.n Cast	Punjab	0.96

1	2	3	4
1316.	J N Tayal Steels Pvt. Ltd.	Punjab	0.95
1317.	Sohrab Spinning Mills Ltd.	Punjab	0.95
1318.	Suguna Foods Ltd. UED	Tamil Nadu	0.95
1319.	Prime India Polymix Pvt. Ltd. Faridabad	Haryana	0.95
1320.	Rayani Spintex Pvt. Ltd.	Andhra Pradesh	0.95
1321.	Gupta Threads Ltd.	Punjab	0.95
1322.	Varun Castings Pvt. Ltd.	Punjab	0.95
1323.	Nellimarla Jute Mills Co. Ltd.	Andhra Pradesh	0.94
1324.	GTN Enterprises Ltd.	Tamil Nadu	0.94
1325.	Gayatri Iron & Steels	Uttarakhand	0.94
1326.	Glochem Industries Limited	Andhra Pradesh	0.94
1327.	Shri Hiranyakeshi Sahakari Sakkare Karkhane Niyamit	Karnataka	0.93
1328.	Rajalakshmi Spinners Pvt. Ltd.	Tamil Nadu	0.93
1329.	ArunKumar Spinning	Tamil Nadu	0.93
1330.	N N Product Jadan Pali	Rajasthan	0.93
1331.	Eastman Spinning Mills (P) Ltd.	Tamil Nadu	0.93
1332.	Tamil Nadu Jaibharath Mills Ltd.	Tamil Nadu	0.93
1333.	Biocon Limited	Andhra Pradesh	0.92
1334.	Rosha Alloys (P) Ltd.	Punjab	0.92
1335.	Sree Dinakar Fabrics Pvt. Ltd.	Andhra Pradesh	0.91
1336.	Logwell Forge Ltd.	Haryana	0.91
1337.	Nachiar Spinning Mills (P) Ltd.	Tamil Nadu	0.91
1338.	Ramya Spinning Mills (P) Ltd.	Andhra Pradesh	0.91
1339.	Ambika Cotton Mills Limited	Tamil Nadu	0.89
1340.	Sanmar Foundries Ltd.	Tamil Nadu	0.89
1341.	Centwin Textiles Mills Pvt. Ltd.	Tamil Nadu	0.89
1342.	SAPA Profiles India Pvt. Ltd.	Andhra Pradesh	0.89

1	2	3	4
1343.	Excel Woven Sacks Pvt. Ltd.	Andhra Pradesh	0.88
1344.	Gujarat Borosil Ltd.	Gujarat	0.88
1345.	Hindupur Steel & Alloys Pvt. Ltd.	Andhra Pradesh	0.88
1346.	Naveen Cotton Mill Pvt. Ltd.	Tamil Nadu	0.88
1347.	Ganpati Cottex Ltd., Panipat	Haryana	0.88
1348.	Frigerio Conserva Allana Ltd.	Andhra Pradesh	0.87
1349.	Arun Spinning Mills Pvt. Ltd.	Tamil Nadu	0.87
1350.	CGK Steels Pvt. Ltd.	Andhra Pradesh	0.87
1351.	MTAR Technologies Pvt. Ltd.	Andhra Pradesh	0.87
1352.	Surya Roshni Limited	Uttarakhand	0.87
1353.	Vimal Alloys Pvt. Ltd.	Punjab	0.86
1354.	Vasu Multimetals Pvt. Ltd.	Punjab	0.85
1355.	Bhuvaneshwari Textiles Pvt. Ltd.	Tamil Nadu	0.85
1356.	United Seamless Tubulaar Pvt. Ltd.	Andhra Pradesh	0.84
1357.	Varun Steel Castings Pvt. Ltd.	Punjab	0.84
1358.	Shree Balaji Gum Industries Ellenabad Sirsa	Haryana	0.84
1359.	VRKP Steel Industries Pvt. Ltd.	Karnataka	0.84
1360.	Mah Impex Pvt. Ltd.	Rajasthan	0.83
1361.	Rane Diecast Limited	Andhra Pradesh	0.83
1362.	Vasudha Pharma Chem Ltd.	Andhra Pradesh	0.82
1363.	Hariyana Steel Centre (KDM) Pvt. Ltd.	Andhra Pradesh	0.82
1364.	Light Alloys Products Ltd.	Tamil Nadu	0.82
1365.	Annamalaiar Mills Pvt. Ltd.	Tamil Nadu	0.82
1366.	Merino Panel Products Ltd., Jhajjar	Haryana	0.82
1367.	Veejay Lakshmi Textiles Ltd.	Tamil Nadu	0.81
1368.	Indus Medicare Limited	Andhra Pradesh	0.81
1369.	Hindalco Industries Ltd. (Mahan Aluminium)	Madhya Pradesh	0.81

1	2	3	4
1370.	KLRF Ltd.	Tamil Nadu	0.80
1371.	Motherson Automotive Technologies & Engg.	Tamil Nadu	0.80
1372.	Doodhganga Krishna Sahakari Sakkare Karkhane Niyanit Chikkodi Belgaum	Karnataka	0.80
1373.	Pokarna Ltd.	Andhra Pradesh	0.80
1374.	Sandeep Axles Pvt. Ltd.	Haryana	0.79
1375.	Torrent Cables Ltd.	Gujarat	0.78
1376.	Inogent Laboratories Private Limited	Andhra Pradesh	0.78
1377.	Anant Spinning Mills Mandideep Distt. Raisen (M P)	Madhya Pradesh	0.78
1378.	Mann Feeds Pvt. Ltd., Faridabad	Haryana	0.78
1379.	OCV Reinforcements Ltd.	Andhra Pradesh	0.77
1380.	Sharu Industries Pvt. Ltd.	Punjab	0.76
1381.	Voith Paper Fabrics India Ltd., Faridabad	Haryana	0.75
1382.	Vijayasai Textiles Private Limited	Andhra Pradesh	0.75
1383.	Uday Krishna Steel Rolling Mills Pvt. Ltd.	Andhra Pradesh	0.74
1384.	Balaji Rubber Industries Pvt. Ltd.	Tamil Nadu	0.74
1385.	Arora Alloys Ltd.	Punjab	0.74
1386.	Gobind Castings Pvt. Ltd.	Punjab	0.74
1387.	Audco India Ltd.	Tamil Nadu	0.74
1388.	Jagraon Multimetals	Punjab	0.74
1389.	Auctus Pharma Limited	Andhra Pradesh	0.73
1390.	Punjab Chemicals & Pharmaceuticals Limited	Punjab	0.73
1391.	DFL International Ltd.	Punjab	0.72
1392.	Petro Araldite Pvt. Ltd.	Tamil Nadu	0.72
1393.	Greygold Cements Limited	Andhra Pradesh	0.72



1	2	3	4
1394.	Ambika Cotton Mills	Tamil Nadu	0.72
1395.	Easwar Rubber Products Pvt. Ltd.	Tamil Nadu	0.72
1396.	Manchester Textile Pvt. Ltd.	Tamil Nadu	0.71
1397.	NCL Industries Ltd.	Andhra Pradesh	0.71
1398.	Sujana Metal Products Ltd.	Andhra Pradesh	0.71
1399.	Kovai Maruthi Papers & Boards (P) Ltd.	Tamil Nadu	0.71
1400.	Prayagh Nutri Products Pvt. Ltd.	Andhra Pradesh	0.71
1401.	Sandfits Foundries (P) Ltd.	Tamil Nadu	0.71
1402.	Mandava Cotton Mills (P) Ltd.	Andhra Pradesh	0.70
1403.	Sri Srivathsa Paper Mills Ltd.	Tamil Nadu	0.70
1404.	Durga Industries	Tamil Nadu	0.70
1405.	Pearl Bottling Pvt. Ltd.	Andhra Pradesh	0.70
1406.	C R Casting Pvt. Ltd.	Punjab	0.69
1407.	Arumuga Fabrics (P) Ltd.	Tamil Nadu	0.69
1408.	Sarita Synthetics and Industries Ltd.	Andhra Pradesh	0.69
1409.	Mahaluxmi Steels	Punjab	0.69
1410.	Sri Sahithi Spinning Mills Limited	Andhra Pradesh	0.69
1411.	Sree Koppammal Cotton Spinning Mills	Tamil Nadu	0.69
1412.	Sri Vishnu Educational Society	Andhra Pradesh	0.69
1413.	Virchow Laboratories Ltd.	Andhra Pradesh	0.69
1414.	Prime Gold International Pvt. Ltd.	Tamil Nadu	0.69
1415.	Noble Tech Industries (P) Ltd.	Tamil Nadu	0.68
1416.	Sutherland Global Services (P) Ltd.	Tamil Nadu	0.68
1417.	Sanjib Zenat Ispat Pvt. Ltd.	Punjab	0.68
1418.	Mold Tek Packaging Ltd.	Andhra Pradesh	0.68
1419.	Fortune Metals Ltd.	Punjab	0.68
1420.	Virupaksha Organics Limited	Andhra Pradesh	0.68

1	2	3	4
1421.	Sreenidhi Spintex (P) Ltd.	Andhra Pradesh	0.67
1422.	J B Chemicals & Pharmaceuticals Ltd.	Gujarat	0.67
1423.	Vishnupriya Paper Mill Pvt. Ltd.	Tamil Nadu	0.67
1424.	Jocil Limited	Andhra Pradesh	0.67
1425.	Rockwool India Limited	Andhra Pradesh	0.67
1426.	Cheran Spinner Ltd.	Tamil Nadu	0.67
1427.	Sri Muni Pachaiyamman Textiles Limited	Andhra Pradesh	0.66
1428.	Stovec Industries Ltd.	Gujarat	0.66
1429.	Kumaran Gin & Pressing (P) Ltd.	Tamil Nadu	0.66
1430.	Ramco Industries Ltd.	Tamil Nadu	0.66
1431.	Premier Cotton Textiles	Tamil Nadu	0.66
1432.	Sanmar Ferrotech Ltd.	Tamil Nadu	0.66
1433.	B P Alloys Ltd.	Punjab	0.65
1434.	Chenduran Cotspin India Pvt. Ltd.	Tamil Nadu	0.65
1435.	MLR Industries Private Ltd.	Andhra Pradesh	0.65
1436.	Kanishk Steel Industries Ltd.	Tamil Nadu	0.65
1437.	Arumugam Spinning Mills (P) Ltd.	Tamil Nadu	0.65
1438.	Manali Petrochemicals Ltd.	Tamil Nadu	0.64
1439.	Sree Iswarya Textiles Private Ltd.	Tamil Nadu	0.64
1440.	Saravana Alloy Steels Pvt. Ltd.	Karnataka	0.64
1441.	MSN Pharmachem Pvt. Ltd.	Andhra Pradesh	0.64
1442.	Snam Alloys Pvt. Ltd.	Andhra Pradesh	0.64
1443.	Kiwi Cottspin Mill Pvt. Ltd.	Tamil Nadu	0.64
1444.	Vizag Cement Works ACC Limited	Andhra Pradesh	0.63
1445.	Shyam Indospin Limited	Punjab	0.63
1446.	M R Alloys	Punjab	0.63
1447.	S V Sacks Pvt. Ltd.	Andhra Pradesh	0.63

1	2	3	4
1448.	Sri Kannapiran Mills Ltd.	Tamil Nadu	0.63
1449.	Major Cement Pvt. Ltd.	Gujarat	0.63
1450.	VTM Limited	Tamil Nadu	0.62
1451.	Sharp Chucks & Machines Ltd.	Punjab	0.62
1452.	Spicetex Cotton Mills Ltd.	Tamil Nadu	0.62
1453.	Andhra Pradesh Fibres Ltd.	Andhra Pradesh	0.62
1454.	Mehala Carona Textiles Pvt. Ltd.	Tamil Nadu	0.62
1455.	Amtek Auto Limited	Haryana	0.62
1456.	Narasu Spinning Mills	Tamil Nadu	0.61
1457.	Sri Chimmanlal Paper Mills	Andhra Pradesh	0.61
1458.	Wanbury Limited	Andhra Pradesh	0.61
1459.	Jagannath Textile Company Ltd.	Tamil Nadu	0.61
1460.	Aashiana Rolling Mills Ltd.	Gujarat	0.60
1461.	Shiva Textyarn Ltd.	Tamil Nadu	0.60
1462.	Ambika Food Industries Pvt. Ltd.	Andhra Pradesh	0.60
1463.	AMPA Housing Development Pvt. Ltd.	Tamil Nadu	0.60
1464.	Decor Paper Mills Ltd.	Andhra Pradesh	0.60
1465.	Dhanya Steel Industries Pvt. Ltd.	Andhra Pradesh	0.60
1466.	Sri Lakshmi Saraswathi Textiles Ltd.	Tamil Nadu	0.59
1467.	NSP Knitting Mills Ltd.	Tamil Nadu	0.59
1468.	Karur K C P Packagings Ltd.	Tamil Nadu	0.59
1469.	Modi Concast Pvt. Ltd.	Punjab	0.59
1470.	Kakatiya Textiles Ltd.	Andhra Pradesh	0.59
1471.	Impact Safety Glass Works Pvt. Ltd. Old Madras Road Avalhalli Bangalore	Karnataka	0.59
1472.	Rajalakshmi Paper Mills Pvt. Ltd.	Tamil Nadu	0.59
1473.	K L Alloys Pvt. Ltd.	Punjab	0.58
1474.	Rojeetasha Stamping Pvt. Ltd.	Uttarakhand	0.58
1475.	EIH Associated Hotels Ltd.	Rajasthan	0.58

1	2	3	4
1476.	Kekule Pharma Limited	Andhra Pradesh	0.58
1477.	Shreem Vitrified Pvt. Ltd.	Gujarat	0.58
1478.	Continental Engines Ltd. Bhiwadi	Rajasthan	0.57
1479.	Indo Alusys Industries Ltd. Bhiwadi	Rajasthan	0.57
1480.	SPB Papers Ltd.	Tamil Nadu	0.57
1481.	Sri Venkatramana Paper Mills Pvt. Ltd.	Tamil Nadu	0.57
1482.	Venkatadri Spinning Mills Pvt. Ltd.	Andhra Pradesh	0.56
1483.	Ramco Textile Mill	Tamil Nadu	0.56
1484.	Andhra Polymers Pvt. Ltd.	Andhra Pradesh	0.56
1485.	A K Alloys Pvt. Ltd.	Punjab	0.56
1486.	Chahal Spintex Ltd.	Punjab	0.55
1487.	Avon Tubetech Pvt. Ltd., Palwal	Haryana	0.55
1488.	Tagros Chemicals India Ltd.	Tamil Nadu	0.55
1489.	CTX Lifesciences Pvt. Ltd.	Gujarat	0.55
1490.	Avon Ispat & Power Ltd.	Punjab	0.55
1491.	Bannari Amman Spinning Mills	Tamil Nadu	0.54
1492.	RKKR Steels Ltd.	Tamil Nadu	0.54
1493.	Nand Mangal Steels Ltd.	Punjab	0.54
1494.	Jayaram Textiles	Tamil Nadu	0.54
1495.	Hind Oil Industries	Andhra Pradesh	0.54
1496.	Elkaypee Spinners (P) Ltd.	Tamil Nadu	0.54
1497.	Rocks Forever Inc.	Andhra Pradesh	0.54
1498.	Shrinath Flexi Pack	Andhra Pradesh	0.54
1499.	Bhagwati Cotton & Spinning Mills	Punjab	0.54
1500.	JSW Steel Ltd.	Tamil Nadu	0.53
1501.	Chimique India Gujarat Plant	Gujarat	0.53
1502.	Sri Vishnu Shankar Mill Ltd.	Tamil Nadu	0.52
1503.	Prism Castings	Tamil Nadu	0.52
1504.	Asian Peroxides Ltd.	Andhra Pradesh	0.52

1	2	3	4
1505.	Sri Lakshmi Narasimha Spinning Mills (India) Pvt. Ltd.	Andhra Pradesh	0.52
1506.	VEEJAY Syntex Pvt. Ltd.	Tamil Nadu	0.51
1507.	Murugappa Morgan Thermal Ceramics Ltd.	Tamil Nadu	0.51
1508.	Aggarsain Fibres Limited	Punjab	0.51
1509.	Bony Polymer Pvt. Ltd., Faridabad	Haryana	0.51
1510.	JSW Ceme	Andhra Pradesh	0.50
1511.	Renny Steel Castings Pvt. Ltd.	Punjab	0.50
1512.	Savera Pipes Pvt. Limited	Andhra Pradesh	0.50
1513.	Jitender Roller Flour Mills	Andhra Pradesh	0.50
1514.	Mega Rubber Technologies Pvt. Ltd.	Tamil Nadu	0.50
1515.	Texmo Precision Castings	Tamil Nadu	0.50
1516.	ANJ Metals Recycling Ltd.	Punjab	0.50
1517.	K K P Textiles	Tamil Nadu	0.50
1518.	S S Industries	Andhra Pradesh	0.49
1519.	Vijai Spinners	Tamil Nadu	0.49
1520.	Global Polybags IND (P) Ltd.	Tamil Nadu	0.49
1521.	Baxter India Pvt. Ltd. IMT, Manesar	Haryana	0.49
1522.	Tirupur Export Knitwear Industrial Complex	Tamil Nadu	0.49
1523.	Amaravathi Sri Venkatesa Paper Mills	Tamil Nadu	0.49
1524.	Clayris Ceramics Pvt. Ltd.	Gujarat	0.49
1525.	Apple Rolling Mills Ltd.	Tamil Nadu	0.49
1526.	P M P Textiles Spinning Mills Ltd.	Tamil Nadu	0.49
1527.	Shree Karthik Papers Ltd.	Tamil Nadu	0.49
1528.	Mangal Industries Limited	Andhra Pradesh	0.49
1529.	Cirex Pharmaceuticals Limited	Andhra Pradesh	0.48
1530.	Agarwal Industries Pvt. Ltd.	Andhra Pradesh	0.48

1	2	3	4
1531.	Pasupati Spinning & Weaving Mills Ltd., Dharuhera	Haryana	0.48
1532.	Chaitanya Sai Paper Mills (India) Private Limited	Andhra Pradesh	0.48
1533.	Vishnuvardhan Paper Mills Pvt. Ltd.	Tamil Nadu	0.48
1534.	GTN Textiles Ltd., Aluva Kerala	Kerala	0.48
1535.	Cyberabad Convention Centre P. Ltd.	Andhra Pradesh	0.48
1536.	Amoda Spintex Ltd.	Andhra Pradesh	0.47
1537.	AKCT Cidambaram Cotton Mill Pvt. Ltd.	Tamil Nadu	0.47
1538.	Chennai Breweries Private Ltd.	Tamil Nadu	0.47
1539.	Rolex Rings Pvt. Ltd.	Gujarat	0.47
1540.	Parle Agro Pvt. Ltd.	Andhra Pradesh	0.46
1541.	Mehala Mehala Castings and Components Pvt. Ltd.	Tamil Nadu	0.46
1542.	R.K. Enterprises Morwad	Rajasthan	0.46
1543.	PSG Industrial Institute	Tamil Nadu	0.46
1544.	D.H. Castings Pvt. Ltd.	Punjab	0.46
1545.	Rajapalayam Spintex	Tamil Nadu	0.46
1546.	Apollo Tyres Ltd. Perambra Chalakkudy Kerala	Kerala	0.46
1547.	Geminy Industrial Corporation	Punjab	0.46
1548.	Krishna Murthy Spinning Mills Pvt. Ltd.	Andhra Pradesh	0.46
1549.	Ruchi Soya Industries Ltd.	Tamil Nadu	0.46
1550.	Chanakya Dairy Products Ltd.	Punjab	0.45
1551.	Paramount Polymer Pvt. Ltd. Ballabgarh Faridabad	Haryana	0.45
1552.	Sonal Vyapar Ltd.	Tamil Nadu	0.45
1553.	Sandhya Spinning Mill Ltd.	Tamil Nadu	0.45
1554.	Bharathi Polymers India Pvt. Ltd.	Andhra Pradesh	0.45

1	2	3	4
1555.	KPR Sugar Mills Pvt. Limited	Karnataka	0.45
1556.	Shree Jaya Laboratories Pvt. Ltd.	Andhra Pradesh	0.45
1557.	Sri Raghava Textiles Limited	Andhra Pradesh	0.44
1558.	Modi Alloys & Metalics (P) Ltd.	Punjab	0.44
1559.	Mangalam Recycling Ltd. & Tharaj Castings (P) Ltd.	Punjab	0.44
1560.	SAC Engine Components Pvt. Ltd.	Tamil Nadu	0.44
1561.	Kwality Feeds Limit	Andhra Pradesh	0.44
1562.	Noble Tech Industries Pvt. Ltd.	Tamil Nadu	0.43
1563.	Kanishk Metal Recycling Pvt. Ltd.	Tamil Nadu	0.43
1564.	Kumaragiri Textiles Ltd.	Tamil Nadu	0.43
1565.	Amma Alloy (India) Pvt. Ltd.	Tamil Nadu	0.42
1566.	Kumar Textiles	Andhra Pradesh	0.42
1567.	Sri Ratna Lakshmi Spinning Mills Pvt. Ltd.	Tamil Nadu	0.41
1568.	Universal Cables Ltd.	Madhya Pradesh	0.41
1569.	Bhupinder Alloys Pvt. Ltd.	Punjab	0.40
1570.	Chemplast Sanmar Ltd.	Tamil Nadu	0.40
1571.	Solaris Chem Tech Industries Ltd. Karwar	Karnataka	0.40
1572.	Pact Industries Ltd. Unit II	Punjab	0.40
1573.	Amrit Engineering & Foundry Works	Punjab	0.40
1574.	Nuevo Polymers Pvt. Ltd., Jhajjar	Haryana	0.39
1575.	Super Olefins Private Limited	Andhra Pradesh	0.39
1576.	Sri Vishnu Annamalaiyar Paper Mills Ltd.	Tamil Nadu	0.39
1577.	Minda Industries Ltd.	Haryana	0.39
1578.	Subhash Guar Gum Industry Pvt. Ltd., Sirsa (Group Leader)	Haryana	0.39
1579.	Bassi Alloys Pvt. Ltd.	Punjab	0.39

1	2	3	4
1580.	Ruptex Mineral Water Pvt. Ltd.	Rajasthan	0.39
1581.	JS Auto Cast Foundry India Pvt. Ltd.	Tamil Nadu	0.39
1582.	Narayani Steels (P) Ltd.	Andhra Pradesh	0.39
1583.	Saranya Spinning Mills (P) Ltd.	Tamil Nadu	0.39
1584.	Sharadha Terry Products Ltd.	Tamil Nadu	0.39
1585.	Bhawani Castings Pvt. Ltd.	Punjab	0.39
1586.	Escorts Hospital and Research Centre Ltd.	Haryana	0.38
1587.	Welspun Steel Ltd.	Gujarat	0.38
1588.	Gangothri Textiles Ltd.	Tamil Nadu	0.38
1589.	Rangga Alloys	Tamil Nadu	0.38
1590.	Jindal Rolling Mills Ltd., Hisar	Haryana	0.38
1591.	Artemis Bio Tech.	Andhra Pradesh	0.38
1592.	Sri Vishnu Shankar Mill Ltd.	Andhra Pradesh	0.38
1593.	Meenakshi Paper Mills Pvt. Ltd.	Andhra Pradesh	0.38
1594.	Shri Bhagwati Flour Mills Pvt. Ltd.	Gujarat	0.37
1595.	Roopa Industries Limited	Andhra Pradesh	0.37
1596.	S M Alloys & Metals	Punjab	0.37
1597.	Annur Satya Textile Ltd.	Tamil Nadu	0.37
1598.	Krishna Maruti Ltd., Gurgaon	Haryana	0.37
1599.	Sudhakar Irrigation Systems Pvt. Ltd.	Andhra Pradesh	0.37
1600.	Raj & Sandeeps Ltd.	Punjab	0.37
1601.	Sheetal Refineries Ltd.	Andhra Pradesh	0.37
1602.	Geeta Threads Limited	Punjab	0.36
1603.	K G S Mills	Tamil Nadu	0.36
1604.	Brandix Apparel India Pvt. Ltd.	Andhra Pradesh	0.36
1605.	Shri AP Textiles	Andhra Pradesh	0.36
1606.	Arthanari Clothing (P) Ltd.	Tamil Nadu	0.36
1607.	Lap Ross Engineering Limited	Tamil Nadu	0.36



1	2	3	4
1608.	Sai Tirumala Papers Pvt. Ltd.	Andhra Pradesh	0.36
1609.	Mindarika Pvt. Ltd., Gurgaon	Haryana	0.36
1610.	Makro Cast Pvt. Ltd.	Andhra Pradesh	0.36
1611.	Vishal Paper Mills Ltd.	Punjab	0.36
1612.	Chamundi Steel Casting (I) Ltd.	Tamil Nadu	0.36
1613.	D C Steels Ltd.	Punjab	0.36
1614.	Serveall Land Developers Pvt. Ltd., Jaipur	Rajasthan	0.36
1615.	Welset Polypack Pvt. Ltd.	Andhra Pradesh	0.35
1616.	AR Foundations (P) Ltd.	Tamil Nadu	0.35
1617.	Sri Vasudeva Textiles Ltd.	Tamil Nadu	0.35
1618.	Meera Textiles Pvt. Ltd.	Tamil Nadu	0.35
1619.	Gabaoverseas Pvt. Ltd., Panipat	Haryana	0.35
1620.	Ganga Spintex Ltd.	Punjab	0.35
1621.	Panini Granites (P) Ltd.	Andhra Pradesh	0.35
1622.	Omax Autos Ltd.	Haryana	0.35
1623.	K R V Spinning Mills Pvt. Ltd.	Tamil Nadu	0.35
1624.	K G Fabriks Limited	Tamil Nadu	0.35
1625.	Kumar Autocast Ltd.	Punjab	0.35
1626.	Inventaa Chemicals Ltd.	Andhra Pradesh	0.34
1627.	Sudhakar Plastic Pvt. Ltd.	Andhra Pradesh	0.34
1628.	NVH India Auto Parts Pvt. Ltd.	Tamil Nadu	0.34
1629.	Clarion Agro Product Pvt. Ltd.	Andhra Pradesh	0.34
1630.	Louis Dreyfus Commodities India Pvt. Ltd.	Andhra Pradesh	0.34
1631.	Cotton Blossom India Pvt. Ltd.	Tamil Nadu	0.34
1632.	Sandhya Spinning Mill Limited	Andhra Pradesh	0.34
1633.	Addison & Co. Ltd.	Tamil Nadu	0.34
1634.	Sudhakar Polymers Ltd.	Andhra Pradesh	0.34

1	2	3	4
1635.	Sreevasa Spinners Ltd.	Andhra Pradesh	0.34
1636.	Shasun Pharmaceuticals Ltd.	Tamil Nadu	0.33
1637.	Sukaso Engineering Enterprises Pvt. Ltd.	Andhra Pradesh	0.33
1638.	Srinath Spinners Ltd.	Andhra Pradesh	0.33
1639.	K K P Weaving and Processing Mills Ltd.	Tamil Nadu	0.33
1640.	Maithan Alloys Limited	West Bengal	0.32
1641.	Athani Farmers Sugar Factory Limited	Karnataka	0.32
1642.	Rajapalayam Mills Ltd.	Tamil Nadu	0.32
1643.	Indus Steels & Alloys Ltd.	Tamil Nadu	0.32
1644.	Surindera Cycles (P) Ltd.	Punjab	0.32
1645.	Reid & Taylor India Limited Thandya Industrial Area Thandavapura Nanjangud	Karnataka	0.32
1646.	Tube Investments of India Limited (Unit TIDC India)	Andhra Pradesh	0.32
1647.	Sri Nagamalleswara Spintex (India) Pvt. Ltd.	Andhra Pradesh	0.32
1648.	Ocean India Pvt. Ltd.	Andhra Pradesh	0.32
1649.	Hindustan Coca Cola Beverages Pvt. Ltd.	Tamil Nadu	0.31
1650.	Nilgiri Oil & Allied Industries	Andhra Pradesh	0.31
1651.	Audhnik Alloys Pvt. Ltd.	Punjab	0.31
1652.	Lucas TVS Ltd.	Tamil Nadu	0.31
1653.	Mohit Furnace (P) Ltd.	Punjab	0.31
1654.	Rane TRW Steering Systems Ltd.	Tamil Nadu	0.31
1655.	Lantech Pharmaceuticals Ltd.	Andhra Pradesh	0.31
1656.	Sajjala Woven Sacks Pvt. Ltd.	Andhra Pradesh	0.31
1657.	S R V Steels Pvt. Ltd.	Punjab	0.30

1	2	3	4
1658.	Nakoda Chemicals Ltd.	Andhra Pradesh	0.30
1659.	H B Industries	Punjab	0.30
1660.	Alufluoride Limited	Andhra Pradesh	0.30
1661.	GSR Textiles Pvt. Ltd.	Andhra Pradesh	0.30
1662.	Mittal Ceramics	Punjab	0.30
1663.	Nachiketa Papers Ltd.	Punjab	0.30
1664.	Subburaj Textile Mill (P) Ltd.	Tamil Nadu	0.30
1665.	Sri Balaji Textiles	Tamil Nadu	0.30
1666.	Mangalagiri Textiles Mills (P) Ltd.	Andhra Pradesh	0.29
1667.	Century Metal Recycling Pvt. Ltd., Palwal	Haryana	0.29
1668.	Sri Ramakrishna Mills (Coimbatore) Ltd.	Andhra Pradesh	0.29
1669.	Trinity Beverages Pvt. Ltd.	Andhra Pradesh	0.29
1670.	Jindal Agrocorp Pvt. Ltd., Hisar	Haryana	0.29
1671.	Vinayak TMT Bars Pvt. Ltd.	Gujarat	0.29
1672.	Keshav Alloys Pvt. Ltd.	Punjab	0.29
1673.	Piramal Healthcare Ltd.	Tamil Nadu	0.28
1674.	Minda Investments Ltd., Gurgaon	Haryana	0.28
1675.	V L Papers Pvt. Ltd.	Andhra Pradesh	0.28
1676.	Sunstar Ove	Punjab	0.28
1677.	Technocast Foundry	Tamil Nadu	0.28
1678.	Pushpaky Auto Components (P) Ltd.	Andhra Pradesh	0.28
1679.	Lumax DK Auto Industries Ltd., Manesar	Haryana	0.28
1680.	Kaleesuwari Refinery Pvt. Ltd.	Tamil Nadu	0.28
1681.	The Supreme Industries Ltd., Lalru	Punjab	0.27
1682.	Oriental Scientific Dyers	Punjab	0.27
1683.	Lokesh Machines Limited Plant	Andhra Pradesh	0.27
1684.	Biological E Limited	Andhra Pradesh	0.27

1	2	3	4
1685.	Vaibhav Yarn Mills Pvt. Ltd.	Punjab	0.27
1686.	Ambuja Cement Ltd.	H.P.	0.27
1687.	Satia Industries Ltd.	Punjab	0.27
1688.	Bhagawati Fats & Edible Oils Pvt. Ltd.	Andhra Pradesh	0.26
1689.	Climate Systems India Ltd., Bhiwadi	Rajasthan	0.26
1690.	SSS Fibre Limited	Punjab	0.26
1691.	Agarvanshi Aluminium Ltd.	Andhra Pradesh	0.26
1692.	R N Gupta & Co. Ltd.	Punjab	0.26
1693.	Sidheshwar Alloys Pvt. Ltd.	Punjab	0.26
1694.	Lambadhara Textiles Ltd.	Tamil Nadu	0.26
1695.	Vishnuraam Textiles Ltd.	Tamil Nadu	0.26
1696.	Anant Syntex Ltd. Bhilwara	Rajasthan	0.26
1697.	Universal Chemicals and Industries Pvt. Ltd.	Gujarat	0.25
1698.	SP Spinning Mills Pvt. Ltd.	Tamil Nadu	0.25
1699.	Talasri Steels Pvt. Ltd.	Punjab	0.25
1700.	Sona Processors (India) Ltd., Bhilwara	Rajasthan	0.25
1701.	Vasant Chemicals Pvt. Ltd.	Andhra Pradesh	0.25
1702.	Shivshakti Sugars Limited	Karnataka	0.25
1703.	Sun Pharmaceutical Industries Ltd. ChED	Tamil Nadu	0.25
1704.	Triveni Alloys Ltd.	Tamil Nadu	0.25
1705.	Kalsi Alloys	Punjab	0.24
1706.	Ravileela Granites Limited	Andhra Pradesh	0.24
1707.	Geetha Krishna Spinning Mills Pvt. Ltd.	Tamil Nadu	0.24
1708.	Mahle IPL Ltd.	Tamil Nadu	0.24
1709.	Jai Parvati Forge Ltd.	Punjab	0.24
1710.	Precot Meridian Ltd.	Kerala	0.24

1	2	3	4
1711.	Shri Chamunda Multimetals Pvt. Ltd.	Punjab	0.23
1712.	Arora Industries	Punjab	0.23
1713.	Lotus Chocolate Company Limited	Andhra Pradesh	0.23
1714.	SSM Fin Yarn	Tamil Nadu	0.23
1715.	Action Construction Equipment Ltd. Palwal	Haryana	0.23
1716.	Raju Spinning Mills (P) Ltd.	Tamil Nadu	0.23
1717.	New Kishan Cement Pvt. Ltd.	Gujarat	0.23
1718.	Bassi Steels Ltd.	Punjab	0.23
1719.	Rama Krishna Pvt. Ltd.	Punjab	0.23
1720.	Jai Bharat Alloys (P) Ltd.	Punjab	0.23
1721.	Spinfed Spinning	Rajasthan	0.22
1722.	Sai Sree Woven Sacks Pvt. Ltd.	Andhra Pradesh	0.22
1723.	Best Colour Solutions India Pvt. Ltd.	Tamil Nadu	0.22
1724.	Keerthi Industries Limited	Andhra Pradesh	0.22
1725.	G L S Industries Pvt. Ltd., Gurgaon	Haryana	0.22
1726.	Sujala Pipes Private Limited	Andhra Pradesh	0.22
1727.	Dulichand Silk Mills Ltd.	Andhra Pradesh	0.22
1728.	Unipearl Alloys	Punjab	0.22
1729.	Ashley Alteams India Ltd.	Tamil Nadu	0.22
1730.	Panchsheel Alloys & Construction (P) Ltd.	Tamil Nadu	0.21
1731.	Grip Strapping Technologies Pvt. Ltd.	Andhra Pradesh	0.21
1732.	Vegesna Laboratories Pvt. Ltd.	Andhra Pradesh	0.21
1733.	KAP Cones Pvt. Ltd. Sec. 5 IMT Manesar	Haryana	0.21
1734.	India Dyeing Mills Pvt. Ltd.	Tamil Nadu	0.21
1735.	Shiraguppi Sugar Works Limited	Karnataka	0.21
1736.	Hitesh Chemicals & Drugs Pvt. Ltd.	Andhra Pradesh	0.21

1	2	3	4
1737.	F M Steel Alloys	Punjab	0.21
1738.	Rishabh Industries	Andhra Pradesh	0.21
1739.	Doowon Automotive Systems India Pvt. Ltd.	Tamil Nadu	0.21
1740.	Mirra and Mirra Industries	Tamil Nadu	0.20
1741.	K P Textiles (Coimbatore) Pvt. Ltd.	Tamil Nadu	0.20
1742.	Rashtriya Metal Industries Ltd.	Gujarat	0.20
1743.	Shabnam Petrofils Pvt. Ltd.	Gujarat	0.20
1744.	Rasi Tex India Private Limited	Tamil Nadu	0.20
1745.	Varun Foils Limited	Haryana	0.20
1746.	Salasar Castings	Punjab	0.20
1747.	Thanjavoor Spinning Mills	Tamil Nadu	0.20
1748.	Nithnin Textiles Pvt. Ltd.	Tamil Nadu	0.20
1749.	S S Alloys & Steel Industries (U 2)	Punjab	0.20
1750.	Salguti Industries Ltd.	Andhra Pradesh	0.20
1751.	Thiruvalluvar Textiles Private Ltd.	Tamil Nadu	0.19
1752.	Pepsico India Holdings Private Limited	Karnataka	0.19
1753.	Prabhava Organics Private Limited	Andhra Pradesh	0.19
1754.	Vayhan Coffee Limited	Andhra Pradesh	0.19
1755.	Caparo Engineering India Ltd.	Tamil Nadu	0.19
1756.	Sri Ramco Spinners	Tamil Nadu	0.19
1757.	Subam Papers (P) Ltd.	Tamil Nadu	0.19
1758.	Sri Sai Strength Papers	Andhra Pradesh	0.19
1759.	G S Auto International Ltd.	Punjab	0.18
1760.	Everon Castings Ltd.	Tamil Nadu	0.18
1761.	ACE Tyres Limited	Andhra Pradesh	0.18
1762.	Greenply Industries Ltd. Unit 2	Uttarakhand	0.18
1763.	Sri Venkateshwara Spinning Mills India Pvt. Ltd.	Tamil Nadu	0.18

1	2	3	4
1764.	Jay Auto Components Ltd. Bawal	Haryana	0.18
1765.	SL Lumax Ltd.	Tamil Nadu	0.18
1766.	Vision Drugs Pvt. Ltd.	Andhra Pradesh	0.18
1767.	Chiranjilal Spinners Pvt. Ltd.	Tamil Nadu	0.17
1768.	Ved Jyoti Alloys Pvt. Ltd.	Punjab	0.17
1769.	Swathi Cotton Pvt. Ltd.	Andhra Pradesh	0.17
1770.	India Denim Ltd.	Gujarat	0.17
1771.	Surani Vitrified Pvt. Ltd.	Gujarat	0.17
1772.	Sangeeth Textiles P Ltd.	Tamil Nadu	0.17
1773.	Swetha Granite Industries	Andhra Pradesh	0.17
1774.	Veera Associates Spinning Division	Andhra Pradesh	0.17
1775.	Sasi Anand Spinning Mills India Ltd.	Tamil Nadu	0.17
1776.	Bojaraj Textile Mills Ltd.	Tamil Nadu	0.17
1777.	Savadi Spinning Mills Pvt. Ltd.	Andhra Pradesh	0.16
1778.	United Breweries Limited	Tamil Nadu	0.16
1779.	DTE Exports Private Limited	Andhra Pradesh	0.16
1780.	TTK Protective Devices Ltd.	Tamil Nadu	0.16
1781.	Harshavardhan Cotton and Synthetics (P.) Ltd.	Tamil Nadu	0.16
1782.	Alliance One Industries India P. Ltd.	Andhra Pradesh	0.16
1783.	BS Limited	Andhra Pradesh	0.16
1784.	Blue Stampings & Forgings Ltd. Faridabad	Haryana	0.16
1785.	Brakes India Ltd.	Tamil Nadu	0.16
1786.	Rajapalayam Mills Ltd.	Andhra Pradesh	0.16
1787.	Pankaj Polytec Private Limited	Andhra Pradesh	0.16
1788.	Roxy Roller Flour Mills Pvt. Ltd.	Andhra Pradesh	0.15
1789.	Pilot Industries Ltd.	Uttarakhand	0.15
1790.	K S Alloys	Punjab	0.15

1	2	3	4
1791.	Ramji Acro Ltd.	Punjab	0.15
1792.	Samyu Glass Pvt. Ltd.	Andhra Pradesh	0.15
1793.	Ranga Weaves India (P.) Ltd.	Tamil Nadu	0.15
1794.	Aegan Industries (P.) Ltd.	Tamil Nadu	0.15
1795.	Rane Brake Lining Ltd.	Tamil Nadu	0.15
1796.	Subburaj Spinning Mills Pvt. Ltd.	Tamil Nadu	0.15
1797.	Karikali Amman Spinning Mills	Tamil Nadu	0.15
1798.	Standard Spinning & Weaving Mills Ltd.	Tamil Nadu	0.14
1799.	Savio Ceramica Pvt. Ltd.	Gujarat	0.14
1800.	Ajay Polymers Hisar	Haryana	0.14
1801.	Poddar Tyres Ltd.	Punjab	0.14
1802.	Bhaval Synthetics (India) Limited	Rajasthan	0.14
1803.	Sri Harini Textiles Limited	Andhra Pradesh	0.14
1804.	Shri Ambica International Food Company Pvt. Ltd.	Haryana	0.14
1805.	Srivaari Chemicals Pvt. Ltd.	Andhra Pradesh	0.14
1806.	M P Shan Tex Pvt. Ltd.	Tamil Nadu	0.14
1807.	Adwaith Textiles Ltd.	Tamil Nadu	0.14
1808.	Sri Naga Nanthana Mills Ltd.	Tamil Nadu	0.14
1809.	Liners India Ltd.	Andhra Pradesh	0.14
1810.	KML Moldings (A Unit of Krishna Maruti Ltd.) IMT Manesar Gurgaon	Haryana	0.14
1811.	Sadashiv Castings Pvt. Ltd.	Punjab	0.14
1812.	Harimadhavaa Alloys (P.) Ltd.	Tamil Nadu	0.13
1813.	T C G Alloys	Punjab	0.13
1814.	Vishal Conduit Products (P.) Ltd.	Punjab	0.13
1815.	Kafila Forge Ltd. Unit I, Kundli Sonapat	Haryana	0.13
1816.	Shri Ganga Steel Enterprises Pvt. Ltd.	Tamil Nadu	0.13



1	2	3	4
1817.	Sarmangal Synthetics Private Ltd.	Tamil Nadu	0.13
1818.	Sree Sakthi Paper Mills Ltd.	Kerala	0.13
1819.	The Supreme Industries Ltd. (PP & FD)	Madhya Pradesh	0.12
1820.	Surana Industries Ltd.	Tamil Nadu	0.12
1821.	Mahidhara Chemicals Pvt. Ltd.	Andhra Pradesh	0.12
1822.	Vibhaas Polymers Pvt. Ltd.	Andhra Pradesh	0.12
1823.	Kumaragiri Spinners Ltd.	Tamil Nadu	0.12
1824.	SJLT Spinning Mills (P) Ltd.	Tamil Nadu	0.12
1825.	Bahubali Boards Pvt. Ltd.	Andhra Pradesh	0.12
1826.	Exel Rubber Limited	Andhra Pradesh	0.12
1827.	Vijayasri Chemicals	Andhra Pradesh	0.12
1828.	Sri Saravanaa Spinning Mills	Tamil Nadu	0.12
1829.	Sri Sapthagiri Paper Mills Ltd.	Tamil Nadu	0.12
1830.	DVS Industries Pvt. Ltd.	Uttarakhand	0.12
1831.	Vijay Textiles Limited	Andhra Pradesh	0.12
1832.	Lakshmi Precision Screws Ltd. (Plant I) Rohtak	Haryana	0.11
1833.	GMB Textile Mills India Ltd.	Tamil Nadu	0.11
1834.	Rane Brake Lining Pvt. Ltd.	Tamil Nadu	0.11
1835.	Jayalakshmi Spinning Mills Ltd.	Tamil Nadu	0.11
1836.	Myoung Shin India Automotive Pvt. Ltd.	Tamil Nadu	0.11
1837.	Pongalur Pioneer Textiles (P) Ltd.	Tamil Nadu	0.11
1838.	Krishna Poultry Tex. Mill (P) Ltd.	Tamil Nadu	0.11
1839.	G S Alloys	Punjab	0.11
1840.	J G Spinning Mills Pvt. Ltd.	Tamil Nadu	0.11
1841.	Theni Guru Krishna Textile Mills (P) Ltd.	Tamil Nadu	0.11
1842.	Madhumilan Industries Ltd.	Madhya Pradesh	0.11

1	2	3	4
1843.	M M Forgings Limited	Tamil Nadu	0.11
1844.	Indofab Metpro Engineers	Andhra Pradesh	0.11
1845.	Sai Deepa Rock Drills Pvt. Ltd.	Andhra Pradesh	0.11
1846.	Toshali Cements Pvt. Ltd.	Andhra Pradesh	0.10
1847.	Menka Industries	Punjab	0.10
1848.	KCP Ltd.	Tamil Nadu	0.10
1849.	Friends Auto (India) Ltd., Faridabad	Haryana	0.10
1850.	Sundaram Textiles Ltd.	Tamil Nadu	0.10
1851.	HEG Ltd. Mandideep	Madhya Pradesh	0.10
1852.	Deccan Alloys Pvt. Ltd.	Tamil Nadu	0.10
1853.	Sundaram Auto Components Ltd.	Tamil Nadu	0.10
1854.	Sudarsanam Spinning Mills	Andhra Pradesh	0.10
1855.	Usai Forge (P) Ltd.	Andhra Pradesh	0.10
1856.	Shiva Fibres Pvt. Ltd.	Punjab	0.10
1857.	Sharma Steel Rolling Mills Jhotwara Jaipur	Rajasthan	0.09
1858.	Kallam Agro Products & Oils (P) Ltd.	Andhra Pradesh	0.09
1859.	SJLT Textiles Mills Pvt. Ltd.	Tamil Nadu	0.09
1860.	Palani Vijay Cotspin Pvt. Ltd.	Tamil Nadu	0.09
1861.	Atam Concast Steels Pvt. Ltd.	Punjab	0.09
1862.	Classic Knits India Ltd.	Tamil Nadu	0.09
1863.	Sudarsanam Spinning Mills	Tamil Nadu	0.09
1864.	Sri Shiv Shakti Steel & Alloys	Andhra Pradesh	0.09
1865.	Viswabharathi Textiles (P) Ltd.	Tamil Nadu	0.09
1866.	Munjal Castings	Punjab	0.09
1867.	India Nippon Electricals Ltd.	Tamil Nadu	0.09
1868.	Dang Steels Pvt. Ltd.	Punjab	0.09
1869.	Anangoor Textile Mills (P) Ltd.	Tamil Nadu	0.09
1870.	Jai Hind Spinning Mills Ltd.	Tamil Nadu	0.09

1	2	3	4
1871.	Best & Crompton Engg. Ltd.	Tamil Nadu	0.09
1872.	I P Rings Ltd.	Tamil Nadu	0.09
1873.	Sukaso Ceracolors Pvt. Ltd.	Andhra Pradesh	0.09
1874.	Shankar Agro Food	Punjab	0.09
1875.	Rajapalayam Textiles	Tamil Nadu	0.09
1876.	Tata Coffee Limited	Andhra Pradesh	0.09
1877.	Kaleesuwari Refinery (P) Ltd.	Tamil Nadu	0.09
1878.	Matta Multimetals	Punjab	0.08
1879.	Spads Textiles Ltd.	Andhra Pradesh	0.08
1880.	Shankar Rice And General Mills	Punjab	0.08
1881.	Sujana Metal Product Ltd.	Tamil Nadu	0.08
1882.	Siflon Drugs Pvt. Ltd.	Andhra Pradesh	0.08
1883.	Uttam Steel Rolling Mills	Punjab	0.08
1884.	Thiruvalluvar Textiles Ltd.	Tamil Nadu	0.08
1885.	Bridgestone India Automotive Products Pvt. Ltd.	Tamil Nadu	0.08
1886.	Sameera Papers Limited	Andhra Pradesh	0.07
1887.	Kashi Enterprises Ltd.	Uttarakhand	0.07
1888.	Hindustan Unilever Limited	Punjab	0.07
1889.	Bharath Thermal Engineering Systems	Andhra Pradesh	0.07
1890.	Saeco Strips Pvt. Ltd.	Punjab	0.07
1891.	Teamec Chlorates Ltd.	Andhra Pradesh	0.07
1892.	Garg Furnace Ltd.	Punjab	0.07
1893.	Vishal Engineers Palwal	Haryana	0.07
1894.	KPR Mill Ltd.	Tamil Nadu	0.07
1895.	Lambodara Automotive P. Ltd.	Tamil Nadu	0.07
1896.	Cronimet Alloys India Ltd.	Andhra Pradesh	0.07
1897.	Vijaya Sri Organics	Andhra Pradesh	0.06
1898.	RRD TEX (Unit of Best Corporation Ltd.)	Tamil Nadu	0.06

1	2	3	4
1899.	IM Gears Ltd.	Tamil Nadu	0.06
1900.	Harshni Textiles Ltd.	Tamil Nadu	0.06
1901.	Gillanders Arbuthnot & Co. Ltd.	Punjab	0.06
1902.	S S Concast Pvt. Ltd.	Punjab	0.06
1903.	Taurus Chemicals (P.) Ltd.	Andhra Pradesh	0.06
1904.	Rushil Decor Ltd., Chikamagalore	Karnataka	0.06
1905.	AR Castings Pvt. Ltd.	Punjab	0.06
1906.	AVR Organics Pvt. Ltd.	Andhra Pradesh	0.06
1907.	S R Drugs & Intermediate Pvt. Ltd.	Andhra Pradesh	0.06
1908.	Mehar Steel Pvt. Ltd., Faridabad	Haryana	0.06
1909.	PAS Cotton Mills (P) Ltd.	Tamil Nadu	0.06
1910.	Jayarani Spinning Mills Ltd.	Tamil Nadu	0.06
1911.	Mukesh Steel Ltd.	Punjab	0.06
1912.	Ajanta Spintex Ltd.	Andhra Pradesh	0.05
1913.	Consult Techniques India Pvt. Ltd. Ballabgarh Faridabad	Haryana	0.05
1914.	U P Bone Mills Pvt. Ltd.	Uttarakhand	0.05
1915.	Sai Ram Organics Pvt. Ltd.	Andhra Pradesh	0.05
1916.	Sree Veerabrahmendra Swamy Spinning Mills	Andhra Pradesh	0.05
1917.	Juneja Castings Pvt. Ltd.	Punjab	0.05
1918.	Amara Raja Electronics Limited	Andhra Pradesh	0.05
1919.	Palani Muthu Textiles P. Ltd.	Tamil Nadu	0.05
1920.	Savitri Steels & Re Rollings Pvt. Ltd.	Andhra Pradesh	0.05
1921.	Balasore Alloys Limited, Balgopalpur Balasore	Odisha	0.05
1922.	Century PlyBoards (I) Ltd.	Tamil Nadu	0.05
1923.	Shree Krishna Polystrap Pvt. Ltd.	Andhra Pradesh	0.05
1924.	Glaxo Smith Kline Consumer Healthcare Limited	Andhra Pradesh	0.05

1	2	3	4
1925.	Velatal Spinning Mills (P) Ltd.	Tamil Nadu	0.04
1926.	Sriramagiri Spinning Mills Ltd.	Andhra Pradesh	0.04
1927.	Kwality Limited	Haryana	0.04
1928.	Mahabal Auto Ancillaries Pvt. Ltd.	Uttarakhand	0.04
1929.	Granite Mart Ltd.	Andhra Pradesh	0.04
1930.	Vaishno International	Punjab	0.04
1931.	Armstrong Spinning Mills (P) Ltd.	Tamil Nadu	0.04
1932.	Bright Auto Plast Ltd.	Tamil Nadu	0.04
1933.	Abi Soorai Green	Tamil Nadu	0.04
1934.	Alumeco India Extrusion Ltd.	Andhra Pradesh	0.04
1935.	Malwa Cotton Spinning Mills	Punjab	0.04
1936.	Shri Indhira Cotton Mills Pvt. Ltd.	Tamil Nadu	0.04
1937.	JC Biotech Pvt. Ltd.	Andhra Pradesh	0.04
1938.	Lanxess India Pvt. Ltd.	Gujarat	0.04
1939.	Toyo Springs Limited, Sonapat	Haryana	0.04
1940.	Pragati Polymers	Andhra Pradesh	0.04
1941.	South India Krishna Oil and Fats Pvt. Ltd.	Andhra Pradesh	0.04
1942.	Sky Cotex India (P) Ltd.	Tamil Nadu	0.04
1943.	Synthokem Labs P Ltd.	Andhra Pradesh	0.03
1944.	Harikrishna Cotton Mills (P) Ltd.	Tamil Nadu	0.03
1945.	Honda Motorcycle & Scooter India Pvt. Ltd. (HMSIPL), Manesar Gurgaon	Haryana	0.03
1946.	TIDC India	Tamil Nadu	0.03
1947.	Praxair India Pvt. Ltd.	Tamil Nadu	0.03
1948.	Kanti Brothers Oils Pvt. Ltd.	Andhra Pradesh	0.03
1949.	S S Spinning Mills	Tamil Nadu	0.03
1950.	Nilkamal L	Tamil Nadu	0.03
1951.	Panoli Intermediates (India) Pvt. Ltd. Cons. No. 40748	Gujarat	0.03

1	2	3	4
1952.	RR Kabel Ltd.	Gujarat	0.03
1953.	Shubh Tiles Pvt. Ltd.	Gujarat	0.03
1954.	Panacea Biotec Ltd.	Punjab	0.03
1955.	Gayatri Hitech Hotels Limited	Andhra Pradesh	0.03
1956.	Manjushree Technopack Ltd. Plot No 71 & 72 Bidadi Industrial Area Bangalore	Karnataka	0.03
1957.	Dattatreya Textiles Pvt. Ltd.	Tamil Nadu	0.03
1958.	Pokarna Granites Ltd.	Andhra Pradesh	0.03
1959.	Nisha Kishan Spinning Mills Pvt. Ltd.	Tamil Nadu	0.03
1960.	C S Castings Pvt. Ltd.	Punjab	0.03
1961.	3F Oil Palm Agrotech Pvt. Ltd.	Andhra Pradesh	0.03
1962.	Ambuja Cement Ltd.	Uttarakhand	0.03
1963.	Sowmiya Spinners Private Limited	Tamil Nadu	0.03
1964.	MNR Cottons Ltd.	Andhra Pradesh	0.03
1965.	Sudershan Forge Pvt. Ltd.	Punjab	0.02
1966.	Lohiya Edible Oils Private Limited	Andhra Pradesh	0.02
1967.	Ambika Concast (P) Ltd.	Punjab	0.02
1968.	Everwin Textile Mills (P) Ltd.	Tamil Nadu	0.02
1969.	Surya Engineering	Andhra Pradesh	0.02
1970.	Madhav Stelco Pvt. Ltd.	Punjab	0.02
1971.	Aradhya Steel Pvt. Ltd.	Karnataka	0.02
1972.	VRV Textiles Ltd.	Andhra Pradesh	0.02
1973.	Usha International Ltd.	Andhra Pradesh	0.02
1974.	Uttaranchal Filament (India)	Uttarakhand	0.02
1975.	Viswabharathi Spinning Mills P. Ltd.	Andhra Pradesh	0.02
1976.	Jai Multi Engineering Co.	Punjab	0.02
1977.	Surya Roshni Ltd.	Madhya Pradesh	0.02
1978.	Blend Colours (P) Ltd.	Andhra Pradesh	0.02

1	2	3	4
1979.	Maddi Lakshmaiah Chilukaluripeta	Andhra Pradesh	0.02
1980.	Steel Tech. Alloys (P) Ltd.	Punjab	0.02
1981.	Skytech Steel Pvt. Ltd., Sonapat	Haryana	0.02
1982.	SMP Textiles Mills Pvt. Ltd.	Tamil Nadu	0.02
1983.	Speedways Rubber Co.	Punjab	0.02
1984.	Shri Hari Process	Tamil Nadu	0.02
1985.	SBQ Steels Ltd.	Andhra Pradesh	0.02
1986.	GVK Biosciences Private Limited	Andhra Pradesh	0.02
1987.	Suguna Foods Limited	Andhra Pradesh	0.02
1988.	Isvari Spinning Mills	Tamil Nadu	0.02
1989.	Pharmazell (Vizag) Pvt. Ltd.	Andhra Pradesh	0.01
1990.	Southern Spinners and Processors Ltd.	Tamil Nadu	0.01
1991.	Time Technoplast Ltd.	Tamil Nadu	0.01
1992.	Balavigna Weaving Mills Ltd.	Tamil Nadu	0.01
1993.	Palmar Mills Pvt. Ltd.	Tamil Nadu	0.01
1994.	Crest Cables Ltd.	Andhra Pradesh	0.01
1995.	Renegy Equipments India (P) Ltd.	Tamil Nadu	0.01
1996.	Amul Auto Components Pvt. Ltd.	Uttarakhand	0.01
1997.	Samridhi Steels Limited	Punjab	0.01
1998.	Trishul Exotic Pvt. Ltd., Sonapat	Haryana	0.01
1999.	MTAR Metal Treatment Systems Pvt. Ltd.	Andhra Pradesh	0.01
2000.	TM Tyres Limited	Andhra Pradesh	0.01
2001.	Lucky Yarn Tex India Ltd.	Tamil Nadu	0.01
2002.	Saravana Spinning Mills Ltd.	Tamil Nadu	0.01
2003.	Fuso Glass India Pvt. Ltd.	Tamil Nadu	0.01
2004.	Leader Valves Limited	Punjab	0.01
2005.	Sidhaarth Yarn Processors	Andhra Pradesh	0.01

1	2	3	4
2006.	Precot Meridian Limited	Tamil Nadu	0.01
2007.	The Lakshmi Mills Company Ltd.	Tamil Nadu	0.01
2008.	Kamadgiri Steel Pvt. Ltd., Sonapat	Haryana	0.01
2009.	Kashi Vishwanath Textile Mill Ltd.	Uttarakhand	0.01
2010.	Best Cotton Mills Unit of Best Corp. Ltd.	Tamil Nadu	0.00
2011.	Shree Siddhivinayaka Agro Extractions Pvt. Ltd. (MDK 449)	Andhra Pradesh	0.00
2012.	Eastman Cast & Forge Ltd.	Punjab	0.00
2013.	Sripathi Paper & Boards Pvt. Ltd.	Tamil Nadu	0.00
2014.	Krishna Poly Packs Pvt. Ltd.	Andhra Pradesh	0.00
2015.	Prince Yarnn India Limited	Tamil Nadu	0.00
2016.	Gainup Industries India Pvt. Ltd.	Tamil Nadu	0.00
2017.	Vikas Forgings Pvt. Ltd., Faridabad	Haryana	0.00
2018.	Arunanchala Spinning Mills India (P) Ltd.	Tamil Nadu	0.00
2019.	National Auto Plas	Tamil Nadu	0.00
2020.	National Plastic Technologies Ltd.	Tamil Nadu	0.00
2021.	Hyderabad Castings Ltd.	Andhra Pradesh	0.00
2022.	SNF (India) Pvt. Ltd.	Andhra Pradesh	0.00
2023.	Subabhalaji Spinning Mills India Pvt. Ltd.	Tamil Nadu	0.00
2024.	Toshiba Transmission & Distribution Systems (India) Private Limited	Andhra Pradesh	0.00

LIST OF BUYERS WITH IEX (2012-13)

Sl.No.	Name of the Buyer	State	Buy Volume (MUs)
1	2	3	4
1.	JVVNL	Rajasthan	2623.86
2.	UPPCL	Uttar Pradesh	1423.35



1	2	3	4
3.	KSEB	Kerala	1271.20
4.	MSEDCL	Maharashtra	1060.25
5.	Torrent Power Ahmedabad	Gujarat	966.81
6.	Punjab State Power Corporation Ltd.	Punjab	898.87
7.	Torrent Power Surat	Gujarat	898.75
8.	Essar Steel India Ltd.	Gujarat	882.18
9.	JSL Ltd.	Haryana	513.08
10.	R Infra (D)	Maharashtra	431.53
11.	Tamil Nadu	Tamil Nadu	346.79
12.	ASEB	Assam	259.35
13.	WBSEDCL	West Bengal	254.90
14.	TPCL	Maharashtra	229.47
15.	Harayana Power Purchase Centre	Haryana	215.23
16.	Uttarakhand Power Corp. Ltd.	Uttarakhand	203.74
17.	MP Power Management Co. Ltd.	Madhya Pradesh	182.03
18.	Gujarat Floro Chemical	Gujarat	173.29
19.	Grasim Industries Ltd. (Chemical Division)	Madhya Pradesh	162.57
20.	APCPDCL	Andhra Pradesh	152.28
21.	Durgapur Projects Limited (DPL)	West Bengal	129.15
22.	India Cements Ltd.	Andhra Pradesh	128.48
23.	Punjab Alkalies & Chemicals Ltd.	Punjab	128.48
24.	RSWM Ltd.	Rajasthan	104.24
25.	Mawana Sugars Unit SIEL Chemical Complex RPJ	Punjab	102.99
26.	Arvind Limited	Gujarat	92.38
27.	Nahar Mills(DeraBassi)	Punjab	88.44
28.	Gujarat Sidhee Cement Ltd.	Gujarat	79.00
29.	Wonder Cement Limited, Nimbahera	Rajasthan	76.53

1	2	3	4
30.	Piramal Glass Ltd.	Gujarat	74.29
31.	BSES Rajdhani Power Limited (BRPL)	Delhi	72.77
32.	Rico Auto Industries Ltd.	Haryana	71.53
33.	Aurobindo Pharma Ltd.	Andhra Pradesh	70.85
34.	Century Textile & Ind Ltd.	Gujarat	67.21
35.	CSP Distribution Co Ltd.	Chhattisgarh	65.62
36.	Rajashree Polyfil (A Division of Century Enka Ltd.)	Gujarat	63.51
37.	Himachal Pradesh	H.P.	62.61
38.	Sangam (India) Limited	Rajasthan	62.46
39.	A/A Engineering Ltd.	Gujarat	61.86
40.	Dr Reddy Laboratories	Andhra Pradesh	59.27
41.	Apollo Tyres Ltd.	Gujarat	56.41
42.	Aarti International LDH	Punjab	53.64
43.	Indian Steel Co. Ltd.	Gujarat	51.97
44.	ST Cottex Pvt. Ltd.	Punjab	50.74
45.	NSL Textile Ltd.	Andhra Pradesh	50.66
46.	Bharathi Cements Ltd.	Andhra Pradesh	49.97
47.	Divis Laboratories Ltd.	Andhra Pradesh	49.93
48.	DCM Shriram Limited, Kota	Rajasthan	49.25
49.	Garden Silk Mills Ltd.	Gujarat	49.08
50.	Ultratech Cement Ltd.	Rajasthan	48.60
51.	Sterlite Industries	Tamil Nadu	48.17
52.	Jaiprakash Associates Wanakbori Cement Grinding	Gujarat	47.98
53.	Amara Raja Batteries Ltd.	Andhra Pradesh	47.97
54.	The Andhra Sugars Limited	Andhra Pradesh	47.83
55.	Nahar Sambhav Mill LDH	Punjab	47.26
56.	BEST	Maharashtra	47.15

1	2	3	4
57.	JSEB	Jharkhand	46.82
58.	Hans Ispat Ltd.	Gujarat	44.28
59.	Welspun India Limited	Gujarat	42.56
60.	The India Cements Ltd.	Andhra Pradesh	40.18
61.	Welspun Corp. Ltd. Anjar	Gujarat	39.71
62.	Star Wire (India) Limited	Haryana	39.09
63.	Synergy Steels Ltd.	Rajasthan	38.43
64.	Madhav Alloys Pvt. Ltd.	Punjab	37.60
65.	Idupulapadu Cotton Mills Pvt. Ltd.	Andhra Pradesh	37.36
66.	Electrotherm (I) Ltd.	Gujarat	36.69
67.	Peena Cement Industries Ltd.	Andhra Pradesh	36.64
68.	Videocon Industries Ltd., Chavaj Bharuch	Gujarat	35.89
69.	Hindustan Zinc Ltd.	Rajasthan	35.61
70.	Modern Petrofils	Gujarat	35.22
71.	DCM Textiles Ltd.	Haryana	34.92
72.	ASR Multimetals Pvt. Ltd.	Gujarat	34.86
73.	Vardhman Polytex Ltd.	Punjab	34.16
74.	MRF Ltd. Sadasivapeta	Andhra Pradesh	34.14
75.	Sunbeam Auto Pvt. Ltd.	Haryana	33.97
76.	Amtek India Ltd.	Rajasthan	33.91
77.	Jindal Saw Ltd., Samaghoga	Gujarat	33.42
78.	National Engineering Industries Ltd.	Rajasthan	33.40
79.	Garg Acrylics LDH	Punjab	32.78
80.	Arihant Spinning Mills MET	Punjab	32.73
81.	Nahar Fibres MET	Punjab	32.72
82.	HNG Float Glass Ltd.	Gujarat	32.67
83.	Nitin Spinners Limited, Hamirgarh	Rajasthan	32.46
84.	Gujarat Polyfils Dahej	Gujarat	31.87

1	2	3	4
85.	Asahi India Glass Ltd., Bawal Rewari	Haryana	31.47
86.	Vardhman Yarns & Threads	Punjab	31.38
87.	Trident Limited	Punjab	31.32
88.	India Glycols Ltd.	Uttarakhand	31.03
89.	Ginni International Ltd.	Rajasthan	30.98
90.	Remi Metals Gujarat Ltd., Jhagadia	Gujarat	30.87
91.	Dept of Power Govt. of Nagaland	Nagaland	30.39
92.	Nilkanth Concast Pvt. Ltd., Vadala	Gujarat	29.71
93.	Bansal Alloys & Metals Ltd.	Punjab	29.46
94.	Rajasthan Textile Mills (unit of Sutlej Textiles and Industries Ltd.)	Rajasthan	29.38
95.	Bhawani Industries	Punjab	29.04
96.	Green Valliey Industries Limited	MeSEB	28.96
97.	Goodyear India Ltd.	Haryana	28.84
98.	AGI Glaspac	Andhra Pradesh	28.82
99.	BSL Ltd. Hamirgarh	Rajasthan	28.18
100.	Amaravathi Textile Pvt. Ltd.	Andhra Pradesh	28.06
101.	Sportking Industries	Punjab	27.65
102.	J K Cement Works	Rajasthan	27.45
103.	Winsome Yarn (Derabaasi)	Punjab	27.21
104.	Escort Ltd.	Haryana	27.05
105.	Platinum Alloys Pvt. Ltd.	Arunachal Pradesh	26.61
106.	Kajaria Ceramics Ltd.	Rajasthan	26.49
107.	Godrej Industries Ltd.	Gujarat	26.31
108.	JCT Electronics Ltd., Kandari	Gujarat	26.13
109.	GRIDCO	Orissa	25.91
110.	DCM ENG ROP	Punjab	24.51
111.	Kejriwal Industries Ltd.	Gujarat	24.48
112.	Shree Digvijay Cement Co. Ltd.	Gujarat	24.39

1	2	3	4
113.	GMR Rajahmundry Energy Ltd.	Andhra Pradesh	24.10
114.	Alembic Pharmaceuticals Ltd.	Gujarat	24.09
115.	Sportking Synthetics LDH	Punjab	23.77
116.	Aarti Steels LDH	Punjab	23.71
117.	Sagar Cements Ltd.	Andhra Pradesh	23.62
118.	Raymond Limited	Gujarat	23.10
119.	MRF Ltd.	Tamil Nadu	22.66
120.	Antique Marbonite Pvt. Ltd.	Gujarat	22.11
121.	Sree Rayalaseema Alkalies and Allied Chemicals Ltd.	Andhra Pradesh	21.86
122.	The KCP Cements	Andhra Pradesh	21.82
123.	Rathi Bars Ltd., Khushkhera Bhiwadi	Rajasthan	21.80
124.	Colourtex Ind. Ltd.	Gujarat	21.74
125.	Munjali Kiriu Industries Pvt. Ltd., Gurgaon	Haryana	21.70
126.	Nestle India Ltd.	Punjab	20.98
127.	Shree Rajasthan Syntex Ltd.	Rajasthan	20.65
128.	Shiva Texfabs Ltd.	Punjab	20.44
129.	Vardhman Spinning Mills LDH	Punjab	20.40
130.	Khanna Paper Mills ASR	Punjab	20.05
131.	Air Liquide Ltd.	Gujarat	19.87
132.	Asia Motor Works Ltd.	Gujarat	19.49
133.	Mohan Spintex India Ltd.	Andhra Pradesh	19.39
134.	Solaris Chem Tech. Industries Ltd., Karwar	Karnataka	19.35
135.	Vardhaman Polytex LDH	Punjab	19.10
136.	Essar Steel Ltd.	Andhra Pradesh	19.09
137.	Suryajyothi Spinning Mills Ltd.	Andhra Pradesh	18.91
138.	J & K Power Development Department	J&K	18.67

1	2	3	4
139.	J K Lakshmi Cement Ltd. Cement Works	Rajasthan	18.60
140.	Steelco Gujarat Ltd.	Gujarat	18.58
141.	Ambuja Cement Jaitaran	Rajasthan	18.54
142.	Sri Jayajothi & Co. Ltd.	Tamil Nadu	18.48
143.	Rana Polycot Lalru	Punjab	18.28
144.	JCT Ltd.	Punjab	18.16
145.	Oasis Enterprises Pvt. Ltd.	Punjab	18.16
146.	Havells India Ltd.	Rajasthan	18.16
147.	Mafatlal Industries Ltd.	Gujarat	18.09
148.	Ultratech Cement Ltd. (Bhatinda Cement Works)	Punjab	18.05
149.	Suzuki Spinners	Rajasthan	17.85
150.	India Yamaha Motor Pvt. Ltd., Faridabad	Haryana	17.80
151.	Modern Insulators Limited, AbuRoad	Rajasthan	17.70
152.	FAG Bearings India Ltd.	Gujarat	17.63
153.	Maharaja Shree Umaid Mills Ltd.	Rajasthan	17.59
154.	Devashree Ispat (P) Ltd.	Andhra Pradesh	17.58
155.	Shreeyam Power & Steel Industries Ltd.	Gujarat	17.23
156.	Noble Tech Industries Pvt. Ltd.	Tamil Nadu	17.22
157.	National Steel Agro	Madhya Pradesh	17.20
158.	SEL Textiles Limited	Rajasthan	17.05
159.	Suryalatha Spinning Mills Ltd.	Andhra Pradesh	17.00
160.	Super Spinning Mills Limited	Andhra Pradesh	16.94
161.	NDMC	Delhi	16.86
162.	SEL Textile Limited, Hansi	Haryana	16.78
163.	Birla Corporation Chanderia Cement	Rajasthan	16.72
164.	Jogindra Castings Pvt. Ltd.	Punjab	16.47

1	2	3	4
165.	R A K Ceramics India Pvt. Ltd.	Andhra Pradesh	16.05
166.	Siva Swathi Cottons	Andhra Pradesh	15.98
167.	Mylan Laboratories Limited	Andhra Pradesh	15.96
168.	J K Lakshmi Cement Ltd.	Gujarat	15.95
169.	Max India Ltd.	Punjab	15.94
170.	Dalmia Cement L	Andhra Pradesh	15.89
171.	Indo Rama Synthesis	Maharashtra	15.63
172.	Sri Dhanalakshmi Cotton & Rice Mills Pvt. Ltd.	Andhra Pradesh	15.62
173.	Mono Steel India Ltd.	Gujarat	15.60
174.	DRA Industries Limited	Andhra Pradesh	15.59
175.	Agarwal Induction Furnace	Andhra Pradesh	15.56
176.	Sulochana Cotton Spinning Mills (P) Ltd.	Tamil Nadu	15.37
177.	Prem Jain Ispat Udyog Pvt. Ltd., Ranpur, Kota	Rajasthan	15.36
178.	SRF Ltd.	Tamil Nadu	15.09
179.	Anjani Portland Cements Ltd.	Andhra Pradesh	14.72
180.	GTN Industries Ltd.	Andhra Pradesh	14.65
181.	R P Multimetals Pvt. Ltd.	Punjab	14.43
182.	Sri Velayudhaswamy Spinning Mills (P) Ltd.	Tamil Nadu	14.25
183.	Suryalakshmi Cotton Mills Ltd.	Andhra Pradesh	14.08
184.	Hero Cycles Ltd.	Punjab	13.97
185.	Micro Inks Ltd.	Gujarat	13.93
186.	Avani Textiles Ltd.	Punjab	13.83
187.	Vasantha Spinners Ltd.	Andhra Pradesh	13.78
188.	Laxcon Steels Ltd.	Gujarat	13.62
189.	Sadhu Forging Ltd.	Haryana	13.59
190.	Parasakti Cement Industries Ltd.	Andhra Pradesh	13.53

1	2	3	4
191.	ARS Metal Ltd.	Tamil Nadu	13.52
192.	Rajvir Industries Limited	Andhra Pradesh	13.50
193.	Sundaram Fastners Limited	Tamil Nadu	13.28
194.	Hindusthan National Glass & Industries Ltd.	Andhra Pradesh	13.19
195.	Otsuka Chemical India Pvt. Ltd., Keshwana Rajpoot	Rajasthan	13.19
196.	Ritspin Synthetics Ltd.	Madhya Pradesh	13.16
197.	Ranbaxy Lab Ltd.	Punjab	13.06
198.	Gokulanand Petrofibers	Gujarat	13.04
199.	Shriram Pistons & Rings Ltd., Pathredi	Rajasthan	13.03
200.	Philips Electronics India Ltd.	Gujarat	12.87
201.	Upper India Steel LDH	Punjab	12.80
202.	Mafatlal Denim Ltd.	Gujarat	12.66
203.	Sri Parameswari Spinning Mills Ltd.	Tamil Nadu	12.59
204.	Pushpit Steels Pvt. Ltd.	Andhra Pradesh	12.53
205.	The Andhra Petrochemicals Ltd.	Andhra Pradesh	12.50
206.	Kanco Overseas	Gujarat	12.48
207.	Scan Energy & Power Ltd.	Andhra Pradesh	12.41
208.	CGSEB	Chhattisgarh	12.27
209.	Shree Rajasthan Syntex Ltd. Division SRS	Rajasthan	12.24
210.	Maruti Products Pvt. Ltd.	Rajasthan	12.14
211.	GNA Axles Ltd.	Punjab	12.02
212.	Vardhaman Special Steel LDH	Punjab	11.91
213.	Exide Industries Ltd.	Tamil Nadu	11.90
214.	Ajanta Limited	Gujarat	11.82
215.	Sona Castings Pvt. Ltd.	Punjab	11.79
216.	Tata Steel Limited	DVC	11.73



1	2	3	4
217.	Zuari Cement Ltd.	Andhra Pradesh	11.70
218.	Zenith Spinners (Prop. Zenith Exports Ltd.)	Gujarat	11.70
219.	Vallabh Textiles LDH	Punjab	11.65
220.	Jai Prakash Associates Ltd., Panipat	Haryana	11.65
221.	Sewa Steels Pvt. Ltd., Bhiwadi	Rajasthan	11.64
222.	Bhavya Cements Ltd.	Andhra Pradesh	11.54
223.	Suryadev Alloys Power Ltd.	Tamil Nadu	11.50
224.	Sakku Spinning Mills Ltd.	Andhra Pradesh	11.38
225.	Rain Cements Limited	Andhra Pradesh	11.37
226.	Shree Krishna Rolling Mills (Jaipur) Ltd., Jhotwara	Rajasthan	11.25
227.	Chiripal Poly Films Limited	Gujarat	11.22
228.	Lanco Industries Limited	Andhra Pradesh	11.21
229.	Cadila Healthcare Ltd.	Gujarat	11.14
230.	Viswa Teja Spinning Mills Ltd.	Andhra Pradesh	11.04
231.	Tata Motors Ltd.	Uttarakhand	10.90
232.	Agrawal Metal Works Pvt. Ltd.	Rajasthan	10.86
233.	Loyal Textile Mills Ltd.	Andhra Pradesh	10.83
234.	Shri Prithvi Alloys Pvt. Ltd.	Rajasthan	10.70
235.	Lupin Ltd.	Gujarat	10.63
236.	Ravali Spinners Pvt. Ltd.	Andhra Pradesh	10.57
237.	JBF Industries Ltd.	Gujarat	10.54
238.	Shree Rajeshwaranand Paper Mills Ltd.	Gujarat	10.47
239.	Rockman Industry Ltd.	Punjab	10.38
240.	R M Mittal Steels (P) Ltd.	Rajasthan	10.30
241.	Cosmo Films Ltd.	Gujarat	10.28
242.	L&T Special Steels & Heavy Forgings Pvt. Ltd.	Gujarat	10.22

1	2	3	4
243.	Hindustan National Glass & Industries Ltd.	Haryana	9.94
244.	Hinduja Foundries	Tamil Nadu	9.93
245.	Balaji Industrial Products Ltd., Jhotwara	Rajasthan	9.84
246.	Tamil Nadu Petro Products Ltd.	Tamil Nadu	9.83
247.	Emjay Steel Udyog Private Limited	Andhra Pradesh	9.83
248.	Shriram Foundary Ltd., Pantnagar	Uttarakhand	9.75
249.	Satyam Ispat Ltd.	Arunachal Pradesh	9.74
250.	Vedanta Aluminium Ltd.	Orissa	9.60
251.	Shri Ramalinga	Tamil Nadu	9.53
252.	Supreme Tex Mart	Punjab	9.49
253.	Vardhman Fabrics	Madhya Pradesh	9.48
254.	Hinduja Foundries Ltd.	Andhra Pradesh	9.41
255.	Claris Life Science Ltd.	Gujarat	9.41
256.	Ultra Tech Cement Ltd. (Grasim Cement Ltd.)	Haryana	9.40
257.	Hetero Labs Limited	Andhra Pradesh	9.39
258.	Bheema Cements Ltd.	Andhra Pradesh	9.35
259.	Kallam Spinning Mills Limited	Andhra Pradesh	9.33
260.	Kiran Infra Ispat Ltd.	Rajasthan	9.19
261.	BMD PVT.LTD. MORDI	Rajasthan	9.12
262.	SPB Papers Ltd.	Tamil Nadu	9.10
263.	Vardhman Yarn	Madhya Pradesh	9.09
264.	Aditya Birla Nuvo Limited, Veraval	Gujarat	9.07
265.	SEL Manufacturing Co. Ltd.	Punjab	9.03
266.	Sakthi Auto Component	Tamil Nadu	9.01
267.	Sree Jayajothi Cements Ltd.	Andhra Pradesh	8.87
268.	Ralson India Ltd.	Punjab	8.87

1	2	3	4
269.	S Kumars Nationwide Ltd.	Gujarat	8.85
270.	SMS SMELTERS	Arunachal Pradesh	8.85
271.	Viki Industries Pvt. Ltd.	Andhra Pradesh	8.84
272.	Hetero Drugs, Limited	Andhra Pradesh	8.83
273.	Ashiana Ispat Ltd., Bhiwadi	Rajasthan	8.77
274.	Kaur Sain Spinners Ltd.	Punjab	8.75
275.	Sudhan Spinning Mills (P) Ltd.	Tamil Nadu	8.72
276.	Surya Roshni Ltd.	Haryana	8.70
277.	Supreme Yarns Ltd.	Punjab	8.69
278.	DCM Shriram Consolidated Ltd. unit Shriram Alkali Chemicals	Gujarat	8.69
279.	Shree Salasar Industries	Arunachal Pradesh	8.68
280.	Nelcast Ltd.	Andhra Pradesh	8.65
281.	Hindustan Syringes and Medical Devices Ltd., Faridabad	Haryana	8.63
282.	Mukesh Udyog Ltd.	Punjab	8.59
283.	Rainbow Denim Ltd.	Punjab	8.58
284.	Reliance Industries Limited	Punjab	8.58
285.	Hans Industries Pvt. Ltd.	Gujarat	8.47
286.	Ambuja Cements BTI	Punjab	8.46
287.	Torrent Pharmaceutical Ltd.	Gujarat	8.45
288.	Shiva Textyarn Ltd.	Tamil Nadu	8.41
289.	Sri Jeyajothi Textiles Mills (P) Ltd.	Tamil Nadu	8.21
290.	Prabhu Spinning Mills (P) Ltd.	Tamil Nadu	8.17
291.	RIGPS	Goa	8.13
292.	Satia Synthetics Ltd.	Punjab	8.11
293.	Steel Strips Wheels (Derabassi)	Punjab	8.05
294.	Thiagarajar Mills (P) Ltd.	Tamil Nadu	8.02
295.	Jai Raj Ispat Ltd.	Andhra Pradesh	7.97

1	2	3	4
296.	GHCL	Tamil Nadu	7.95
297.	Maral Overseas Nimrani	Madhya Pradesh	7.94
298.	Amman Try Sponge & Power Pvt. Ltd.	Andhra Pradesh	7.88
299.	Rambhadra Industries Pvt. Ltd.	Andhra Pradesh	7.86
300.	Premier Bars Pvt. Ltd.	Rajasthan	7.82
301.	Mangla Product Pvt. Ltd., VKIA, Jaipur	Rajasthan	7.81
302.	Bannari Amman Spinning Mills	Tamil Nadu	7.76
303.	Supriya Spinning Mills Ltd.	Andhra Pradesh	7.70
304.	Tirumala Cotton & Agro Product Pvt. Ltd.	Andhra Pradesh	7.68
305.	J R Metal Chennai Ltd.	Tamil Nadu	7.67
306.	Sharmanji Yarns Ltd.	Punjab	7.66
307.	GBR Metals Private Ltd.	Tamil Nadu	7.65
308.	Astral Poly Technik Ltd.	Gujarat	7.65
309.	Shree Durga Syntex Pvt. Ltd.	Gujarat	7.61
310.	Millenium Papers Pvt. Ltd.	Gujarat	7.57
311.	Sudiva Spinners Pvt. Ltd.	Rajasthan	7.51
312.	Endurance Technologies Ltd., Gurgaon	Haryana	7.48
313.	M M Forgings Limited	Tamil Nadu	7.46
314.	R K Rayon Pvt. Ltd. (Unit R K Spinners) Panipat	Haryana	7.43
315.	Suryavanshi Spinning Mills Ltd.	Andhra Pradesh	7.35
316.	Tijaria Polypipes Ltd., Sitapura	Rajasthan	7.33
317.	Tirupati Fibres & Industries Limited, Abu Road	Rajasthan	7.32
318.	Madura Coats Private Ltd.	Tamil Nadu	7.32
319.	Shri Govindaraja Mills Ltd.	Tamil Nadu	7.28
320.	Sterling Biotech Ltd.	Gujarat	7.25
321.	Radha Smelters Ltd.	Andhra Pradesh	7.23
322.	Mangla Ispat (Jaipur) Ltd.	Rajasthan	7.15

1	2	3	4
323.	Navin Fluorine International Ltd.	Gujarat	7.15
324.	Avery Cycle Industries Ltd.	Punjab	7.14
325.	RNB Cement Limited	MeSEB	7.14
326.	Fertichem Cotspin (Derabassi)	Punjab	7.12
327.	Gee Diamond Steels (P) Ltd.	Rajasthan	7.12
328.	Allied Recycling Ltd.	Punjab	7.06
329.	Sitaram Spinners (P) Ltd.	Andhra Pradesh	7.03
330.	Eveready Spinning Mills Private Ltd.	Tamil Nadu	7.02
331.	Arcotech Limited Bawal	Haryana	6.99
332.	Savitri Con Cast Limited	Rajasthan	6.96
333.	Alchem International Ltd., Faridabad	Haryana	6.92
334.	BSL Casting (P) Ltd., Faridabad	Haryana	6.91
335.	Nahar Industrial Enterprises Ltd.	Rajasthan	6.86
336.	Vee Bee Yarn Tex Pvt. Ltd.	Tamil Nadu	6.85
337.	Garg Inox Ltd.	Haryana	6.83
338.	Sri Matha Spinning Mills (P) Ltd.	Tamil Nadu	6.82
339.	Allied Strips Ltd. Bahadurgarh	Haryana	6.81
340.	Mauria Udyog Limited Faridabad	Haryana	6.80
341.	Turbo Energy Ltd.	Tamil Nadu	6.78
342.	MMMR Estate (P) Ltd.	Rajasthan	6.76
343.	Toyota Kirloskar Motor Pvt. Ltd., Bidadi	Karnataka	6.74
344.	Somany Ceramics Ltd.	Gujarat	6.73
345.	Kalyani Gerdau Steels Ltd.	Andhra Pradesh	6.73
346.	Exide Industries Ltd., Rewari	Haryana	6.70
347.	Saint Gobain Glass India Ltd.	Gujarat	6.67
348.	Simpolo Vitrified Pvt. Ltd.	Gujarat	6.67
349.	Sicgil Industrial Gases Ltd.	Gujarat	6.62
350.	Hemadri Cements Ltd.	Andhra Pradesh	6.61
351.	Somany Ceramics Ltd., Bahadurgarh	Haryana	6.59

1	2	3	4
352.	Sri Srinivasa Spintex (India) Ltd.	Andhra Pradesh	6.58
353.	Vardhman Industries LDH	Punjab	6.57
354.	R N Forging Pvt. Ltd.	Rajasthan	6.55
355.	Plastene India Ltd.	Gujarat	6.50
356.	Antarctic Industries Limited	Punjab	6.46
357.	TVS Srichakra Ltd.	Tamil Nadu	6.37
358.	Ginni Filaments Ltd.	Gujarat	6.29
359.	JPB Fibers	Gujarat	6.29
360.	SL Lumax Ltd.	Tamil Nadu	6.26
361.	Arisudana Industries	Punjab	6.23
362.	MeSEB	MeSEB	6.19
363.	Krishnaganga Spinning Mills (P) Ltd.	Andhra Pradesh	6.19
364.	V G Paper and Boards Ltd.	Tamil Nadu	6.19
365.	Ultratech Cement Ltd.	Tamil Nadu	6.18
366.	OCV Reinforcements Ltd.	Andhra Pradesh	6.13
367.	Orient Abrasives Ltd.	Rajasthan	6.12
368.	Tirthak Paper Mill Pvt. Ltd.	Gujarat	6.12
369.	Shyam Century Ferrous	MeSEB	6.12
370.	Munjal Showa Ltd., Gurgaon	Haryana	6.09
371.	Coromandel International Ltd.	Andhra Pradesh	6.07
372.	NCL Industries Ltd.	Andhra Pradesh	6.05
373.	M D Inducto Cast Pvt. Ltd.	Gujarat	6.05
374.	Happy Forgings Ltd.	Punjab	6.04
375.	Balu Spinning Mills Pvt. Ltd.	Tamil Nadu	6.03
376.	R K Marble Pvt. Ltd.	Rajasthan	5.99
377.	Trishala Alloys Private Ltd.	Punjab	5.98
378.	Modern Steels Ltd.	Punjab	5.96
379.	Mahalaxmi Polypack Ltd.	Uttarakhand	5.92
380	Punjab Steels	Punjab	5.92

1	2	3	4
381.	PRP Export	Tamil Nadu	5.88
382.	Intas Pharmaceuticals Ltd.	Gujarat	5.85
383.	Hansco Iron & Steels Pvt. Ltd.	Punjab	5.84
384.	Indian Acrylics	Punjab	5.83
385.	Hi Bond Cement (India) Pvt. Ltd.	Gujarat	5.82
386.	International Tractors Ltd.	Punjab	5.82
387.	Napcon Turbochargers Pvt. Ltd.	Haryana	5.79
388.	Reliance Chemotex Industries Limited, Udaipur	Rajasthan	5.79
389.	Punjab Steel Forgings & Agro	Punjab	5.77
390.	R E I Agro Limited, Bawal	Haryana	5.75
391.	ACC Limited	Tamil Nadu	5.74
392.	Sharu Steel Pvt. Ltd.	Punjab	5.73
393.	BST Textile Mills Pvt. Ltd.	Uttarakhand	5.72
394.	DSG Papers Pvt. Ltd.	Punjab	5.72
395.	Amar Partap Steels Pvt. Ltd.	Rajasthan	5.72
396.	Gopeshwar Spinning Mill Prop T T Ltd.	Gujarat	5.71
397.	Karur K C P Packkagings Ltd.	Tamil Nadu	5.60
398.	Piyush Finhold Pvt. Ltd.	Rajasthan	5.57
399.	Bhagwati Kripa Paper Mills Pvt. Ltd., Kaladera	Rajasthan	5.56
400.	Transpek Silox Industry Ltd.	Gujarat	5.53
401.	ABI Showa Tech. (India) Pvt. Ltd.	Tamil Nadu	5.52
402.	MS Agarwal Foundries Pvt. Ltd.	Andhra Pradesh	5.50
403.	Precot Meridian Ltd.	Andhra Pradesh	5.50
404.	Hindusthan National Glass & Ind. Ltd.	Rajasthan	5.44
405.	Multimetals Limited	Rajasthan	5.43
406.	Gajavelli Spinning Mills (P) Ltd.	Andhra Pradesh	5.41
407.	DCPL Foundries Private Ltd.	Tamil Nadu	5.40

1	2	3	4
408.	Deevya Shakti Paper Mills Pvt. Ltd.	Andhra Pradesh	5.36
409.	Sri Lakshmikantha Spinners Ltd.	Andhra Pradesh	5.34
410.	Kalpataruvu Spinning Mills Ltd.	Andhra Pradesh	5.27
411.	Saanika Industries Pvt. Ltd.	Gujarat	5.25
412.	Gopala Polyplast Ltd.	Gujarat	5.24
413.	Ranba Castings Ltd.	Tamil Nadu	5.24
414.	Motherson Automotive Technologies & Engg.	Tamil Nadu	5.21
415.	Tata Communications Ltd.	Karnataka	5.19
416.	A One Steels India Pvt. Ltd.	Andhra Pradesh	5.18
417.	Asahi India Glass Ltd.	Tamil Nadu	5.17
418.	Oil Country Tabular Ltd.	Andhra Pradesh	5.14
419.	SAC Engine Components Pvt. Ltd.	Tamil Nadu	5.13
420.	Modern Terry Towels Limited	Gujarat	5.12
421.	Jindal Saw Ltd.	Maharashtra	5.11
422.	Pratap Spintex Ltd.	Punjab	5.04
423.	Anantha Lakshmi Spinning Mills Ltd.	Andhra Pradesh	5.04
424.	Hi Tech Gears Ltd.	Rajasthan	5.01
425.	Sivaraj Spinning Mills Pvt. Ltd.	Tamil Nadu	5.01
426.	Deccan Fine Chemicals India Pvt. Ltd.	Andhra Pradesh	4.99
427.	Shree Ram Oxy Gas Pvt. Ltd.	Gujarat	4.98
428.	Asahi India Glass Ltd.	Uttarakhand	4.98
429.	Nukala Rama Koteswara Rao Textiles Pvt. Ltd.	Andhra Pradesh	4.93
430.	Prasuna Vamsikrishna Spinning Mills Pvt. Ltd.	Andhra Pradesh	4.92
431.	PVR Spinning and Weaving Ltd.	Andhra Pradesh	4.92
432.	Tata Power Delhi Distribution Limited	Delhi	4.92
433.	NATCO Pharma Limited	Andhra Pradesh	4.91



1	2	3	4
434.	OCM India Ltd.	Punjab	4.91
435.	The Gowthami Solvent Oils Ltd.	Andhra Pradesh	4.88
436.	Balambika Textile Mills Ltd., Senbagaputhur	Tamil Nadu	4.88
437.	Venkata Siva Parvathi Spinning Mills Ltd.	Andhra Pradesh	4.88
438.	Bhagiradha Chemicals & Indu	Andhra Pradesh	4.85
439.	Sri Lakshmi Godavari Spinning Mills Ltd.	Andhra Pradesh	4.85
440.	Lorenzo Vitrified Tiles Pvt. Ltd.	Gujarat	4.85
441.	GKN Driveline India Ltd., Faridabad	Haryana	4.84
442.	Punjab General Industries Pvt. Ltd.	Haryana	4.82
443.	ATC Tires Pvt. Ltd.	Tamil Nadu	4.79
444.	Royal Enfield	Tamil Nadu	4.79
445.	Cheslind Textiles Ltd.	Tamil Nadu	4.78
446.	Jeevaka Industries (P) Ltd.	Andhra Pradesh	4.73
447.	J K Paper Ltd., Songadh	Gujarat	4.73
448.	Super Auto India Ltd., Faridabad	Haryana	4.71
449.	Rockman Industries Ltd.	Uttarakhand	4.69
450.	Shiva Steelage Pvt. Ltd.	Rajasthan	4.69
451.	Satia Industries Ltd.	Punjab	4.69
452.	Govaan Steels Pvt. Ltd.	Tamil Nadu	4.69
453.	Lalitha Parameshwari Spinning Mills (P) Ltd.	Andhra Pradesh	4.68
454.	Kirloskar Ferrous Industries Ltd., Bevinahalli	Karnataka	4.65
455.	Ganga Casting	Punjab	4.63
456.	Ajay Overseas Pvt. Ltd., Bhiwadi	Rajasthan	4.63
457.	Malerkotla Steel & Alloys Pvt. Ltd.	Punjab	4.61
458.	Integra Automation Pvt. Ltd.	Tamil Nadu	4.60

1	2	3	4
459.	Balarama Krishna Spinning Mills (P) Ltd.	Andhra Pradesh	4.56
460.	GNA Duraparts Pvt. Ltd.	Punjab	4.56
461.	Gillette India Ltd., Bhiwadi	Rajasthan	4.51
462.	Shri Rathi Steel (Dakshin) Ltd., Khushkheda	Rajasthan	4.51
463.	Kayaar Exports Pvt. Ltd.	Tamil Nadu	4.49
464.	Swarnalatha Spintex Pvt. Ltd.	Andhra Pradesh	4.48
465.	Mantri Mettallics Ltd., Pantnagar	Uttarakhand	4.47
466.	Jyoti Industries	Punjab	4.46
467.	Khivraj Techpark Ltd.	Tamil Nadu	4.46
468.	Suguna Foods Ltd. UED	Tamil Nadu	4.46
469.	Orbit Resorts Pvt. Ltd., Gurgaon	Haryana	4.45
470.	Hindustan National Glass Industries Ltd.	Uttarakhand	4.43
471.	Vimal Alloys Pvt. Ltd.	Punjab	4.43
472.	Shri Jindal Tor (India) Pvt. Ltd.	Rajasthan	4.41
473.	Sharu Industries Pvt. Ltd.	Punjab	4.38
474.	C R I Pumps Pvt. Ltd.	Tamil Nadu	4.38
475.	Sri Sai Balaji Spintex India (P) Ltd.	Andhra Pradesh	4.34
476.	Subburaj Cotton Mills Ltd.	Tamil Nadu	4.33
477.	Bhavanam Spinning Mills (P) Ltd.	Andhra Pradesh	4.29
478.	Shreyans Industries Limited	Punjab	4.29
479.	Jagdamba TMT Mills Ltd.	Rajasthan	4.27
480.	Wearit Global Ltd.	Madhya Pradesh	4.25
481.	MYK Spinning Industries Ltd.	Andhra Pradesh	4.25
482.	UltraTech Cement Ltd.	Andhra Pradesh	4.24
483.	Shriram Rayons Kota	Rajasthan	4.21
484.	Ranger Cotton Mills	Tamil Nadu	4.19

1	2	3	4
485.	Hindustan Gum & Chemical Ltd., Bhiwani	Haryana	4.17
486.	Neelkanth Concast Steel Pvt Limited	Punjab	4.17
487.	Datt Multimetals Pvt. Ltd.	Punjab	4.15
488.	Jindal Industries Ltd.	Haryana	4.13
489.	Meghmani Organics Ltd.	Gujarat	4.12
490.	RPS Vikas Casting Pvt. Ltd., Palwal	Haryana	4.10
491.	Ashok Leyland	Tamil Nadu	4.10
492.	Ultratech Cement Ltd. Unit Vikram Cement Works	Madhya Pradesh	4.08
493.	Sree Akkamamba Textiles Ltd.	Andhra Pradesh	4.07
494.	Sims Ceramic Pvt. Ltd.	Gujarat	4.06
495.	Patspin India Ltd.	Tamil Nadu	4.05
496.	Sree Jagathguru Textiles Mills Ltd.	Tamil Nadu	4.05
497.	Laser Shaving (India) Pvt. Ltd.	Andhra Pradesh	4.04
498.	Chopra Steel And Agro Industries	Punjab	4.03
499.	Vishal Coaters Limited	Punjab	4.02
500.	Saluja Processors Ltd.	Punjab	4.02
501.	Oswal Cotton Spinning Mills	Punjab	4.01
502.	APM Industries Ltd.	Rajasthan	4.01
503.	Indian Yarns Limited	Punjab	4.01
504.	Tube Products of India	Tamil Nadu	3.97
505.	Kuantum Papers Ltd.	Punjab	3.96
506.	Mid India Power Steel, Pithampur	Madhya Pradesh	3.96
507.	DSM Anti Infectives India Ltd.	Punjab	3.96
508.	Amma Alloy (India) P Ltd.	Tamil Nadu	3.95
509.	CHEEMA SPINTEX LTD.	Punjab	3.92
510.	Shiva Castings Pvt. Ltd.	Punjab	3.92
511.	TC Terry Tex. Ltd.	Punjab	3.92

1	2	3	4
512.	Paramount Steels Ltd.	Punjab	3.92
513.	Ganga Acrowools Ltd.	Punjab	3.92
514.	Chopra Alloys	Punjab	3.89
515.	Dasmesh Castings Pvt. Ltd.	Punjab	3.89
516.	Jagatjit Industries Limited	Punjab	3.89
517.	Sree Narasimha Textiles (P) Ltd.	Tamil Nadu	3.88
518.	ARL Infratech Ltd., Bagru	Rajasthan	3.87
519.	Sterling Bio Tech. Ltd.	Gujarat	3.87
520.	Yogindera Worsted Ltd.	Punjab	3.87
521.	Gates India Pvt. Ltd.	Punjab	3.83
522.	Sri Venkata Siva Parvathhi Spinning Mills (P) Ltd.	Andhra Pradesh	3.81
523.	Nidhi Steel Industries	Punjab	3.80
524.	Gitansh Alloys Pvt. Ltd.	Punjab	3.79
525.	Bhawani Shankar Castings Ltd.	Punjab	3.79
526.	Bassi Alloys Pvt. Ltd.	Punjab	3.77
527.	Shri Govindaraja Textiles (P) Ltd.	Andhra Pradesh	3.76
528.	Shree Grinding Unit	Uttarakhand	3.75
529.	Varun Castings Pvt. Ltd.	Punjab	3.73
530.	Rathi Special Steels Limited, Khushkhera	Rajasthan	3.73
531.	Cheminova India Ltd.	Gujarat	3.73
532.	Rohini Textile Industry	Tamil Nadu	3.72
533.	Agrawal Metal Works Pvt. Ltd.	Haryana	3.71
534.	Hisar Metal Industries Limited, Hisar	Haryana	3.71
535.	Suresh Kumar Goel (Twenty First Century Steels Ltd.)	Punjab	3.71
536.	Vamshadhara Paper Mills Ltd.	Andhra Pradesh	3.70
537.	Uma Spintex India Pvt. Ltd.	Andhra Pradesh	3.68

1	2	3	4
538.	Mahakali Agro Industries Ltd.	Haryana	3.68
539.	Hindustan Coca Cola Beverages Private Ltd.	Gujarat	3.67
540.	TSECL	Tripura	3.65
541.	Neel kanth Recycling Pvt. Ltd.	Punjab	3.65
542.	M M Castings Pvt. Ltd., Ballabgarh Faridabad	Haryana	3.65
543.	Petro Araldite Pvt. Ltd.	Tamil Nadu	3.65
544.	Rajdhani Iron Products Ltd.	Punjab	3.65
545.	Kuber Castings Pvt. Ltd.	Punjab	3.62
546.	Shiva Alloys	Punjab	3.61
547.	Bharat Rasayan Ltd., Rohtak	Haryana	3.59
548.	Priyadarshini Spinning Mills Ltd.	Andhra Pradesh	3.58
549.	Tulsyan NEC Ltd.	Tamil Nadu	3.57
550.	Hind Alloys	Punjab	3.57
551.	Devika Fibers Pvt. Ltd.	Gujarat	3.57
552.	Asarwa Mills	Gujarat	3.54
553.	TCS Textiles Pvt. Ltd.	Tamil Nadu	3.54
554.	United Seamless Tubulaar Pvt. Ltd.	Andhra Pradesh	3.52
555.	East India Commercial Company Limited	Andhra Pradesh	3.52
556.	Noble Steels Pvt. Ltd.	Punjab	3.51
557.	Eden Steel Alloys	Punjab	3.50
558.	Varmora Granito Pvt. Ltd.	Gujarat	3.50
559.	Paul Steels Pvt. Ltd.	Punjab	3.49
560.	Vishnu Chemicals Ltd.	Andhra Pradesh	3.49
561.	Soma Textiles & Industries Ltd.	Gujarat	3.48
562.	Mohit Industries Ltd.	Gujarat	3.47
563.	Dhanalakshmi Cotton & Rice Mills Pvt. Ltd.	Andhra Pradesh	3.46

1	2	3	4
564.	Shiva Fabricators Pvt. Ltd.	Punjab	3.41
565.	Kutch Chemical Industries Ltd.	Gujarat	3.40
566.	C L Engineering Ltd.	Punjab	3.40
567.	AMT Alloys Pvt. Ltd.	Punjab	3.39
568.	Bhupendra Steel (P) Ltd., Faridabad	Haryana	3.39
569.	Bassi Steels Ltd.	Punjab	3.38
570.	Behari Lal Ispat Pvt. Ltd.	Punjab	3.37
571.	Philips Electronics India limited	Punjab	3.36
572.	Vishal Papertech (India) Ltd.	Punjab	3.36
573.	Pratibha Syntex Ltd.	Madhya Pradesh	3.35
574.	Mathli Steels	Punjab	3.35
575.	Gujarat Polyfilms Pvt. Ltd.	Gujarat	3.34
576.	Bhawani Castings Pvt. Ltd.	Punjab	3.34
577.	Shri Chamunda Multimetals Pvt. Ltd.	Punjab	3.33
578.	Durga Multimetals Pvt. Ltd.	Punjab	3.33
579.	Ramprasad Tubes and Bars Pvt. Ltd.	Tamil Nadu	3.32
580.	KKP Textiles Ltd.	Tamil Nadu	3.32
581.	Sanjog Steels Pvt. Ltd.	Rajasthan	3.31
582.	Bala Balajee Tex	Andhra Pradesh	3.30
583.	Khayathi Steel Industries Pvt. Ltd.	Karnataka	3.29
584.	Chemplast Sanmar Ltd.	Tamil Nadu	3.27
585.	Shiva Speciality Yarns Ltd.	Punjab	3.27
586.	Vantage Spinners Pvt. Ltd.	Andhra Pradesh	3.27
587.	Jai Jegandambika Textiles Mills (P) Ltd.	Tamil Nadu	3.26
588.	Dasmesh Alloys	Punjab	3.26
589.	Alpla India Pvt. Ltd.	Andhra Pradesh	3.25
590.	B P Alloys Ltd.	Punjab	3.24
591.	Mittapalli Spinners Ltd.	Andhra Pradesh	3.23
592.	Golconda Textiles Pvt. Ltd.	Andhra Pradesh	3.22

1	2	3	4
593.	Anro Steels Pvt. Ltd.	Punjab	3.22
594.	Nandi Vardhana Textile Mills Ltd.	Andhra Pradesh	3.19
595.	HBL Power Systems Ltd.	Andhra Pradesh	3.18
596.	Neel Metal Products Limited	Haryana	3.16
597.	Kanoria Chemicals & Industries Ltd.	Gujarat	3.16
598.	Jay Bharat Maruti	Haryana	3.16
599.	Lovely International Trust	Punjab	3.15
600.	Synergies Castings Limited	Andhra Pradesh	3.15
601.	Gayatri Bio Organics Ltd.	Andhra Pradesh	3.14
602.	Khurana Steels Ltd.	Punjab	3.14
603.	Piramal Enterprises Ltd.	Andhra Pradesh	3.12
604.	Shree Ganesh Alloys	Punjab	3.12
605.	Loyal Textile Mills Ltd.	Tamil Nadu	3.10
606.	Metro Tyres Ltd.	Punjab	3.10
607.	Ricela Health Foods Ltd.	Punjab	3.09
608.	Juneja Castings Pvt. Ltd.	Punjab	3.09
609.	Kisco Castings	Punjab	3.09
610.	J R Agro Pvt. Ltd.	Punjab	3.09
611.	Tecumseh Products India Pvt. Ltd.	Andhra Pradesh	3.07
612.	Chowdary Spinners Ltd.	Andhra Pradesh	3.06
613.	Surya Global Steel Tubes Ltd.	Gujarat	3.05
614.	Sanmar Foundries Ltd.	Tamil Nadu	3.03
615.	Mangal Precision Products Ltd.	Andhra Pradesh	3.02
616.	Sardar Associates Ltd.	Punjab	3.02
617.	Amar Udyog Plant II, Faridabad	Haryana	3.02
618.	Paramjeet Singh (A P S Associates Pvt. Ltd.)	Punjab	3.01
619.	Laksh Natural Stones Pvt. Ltd.	Rajasthan	2.99
620.	Regal Alloys Pvt. Ltd.	Punjab	2.99

1	2	3	4
621.	Oswal Global (Pvt) Ltd. Faridabad	Haryana	2.99
622.	Sri Vishnu Shankar Mill Ltd.	Tamil Nadu	2.96
623.	Sona Okegawa Precision Forgings Ltd., Gurgaon & Sona Somic Gurgaon	Haryana	2.96
624.	REI Agro Limited Plant 1, Bawal	Haryana	2.96
625.	Frigerio Conserva Allana Ltd.	Andhra Pradesh	2.95
626.	Sundaram Clayton Ltd.	Tamil Nadu	2.95
627.	Oswal Wollen Mills Ltd.	Punjab	2.95
628.	Varun Steel Castings Pvt. Ltd.	Punjab	2.93
629.	Shanti Shirting Pvt. Ltd.	Gujarat	2.92
630.	SKF Technologies India Pvt. Ltd.	Gujarat	2.92
631.	J S Khalsa Steels Pvt. Ltd.	Punjab	2.92
632.	Gian Castings Pvt. Ltd.	Punjab	2.91
633.	Sanmar Ferrotech Ltd.	Tamil Nadu	2.90
634.	Jyothirmaye Textiles (P) Limited	Andhra Pradesh	2.88
635.	MMG Steels (P) Ltd.	Andhra Pradesh	2.87
636.	Ammarun Foundaries	Tamil Nadu	2.87
637.	Raj & Sandeeps Ltd.	Punjab	2.87
638.	Nithya Steels And Alloys Pvt. Ltd.	Andhra Pradesh	2.86
639.	Taksus Steels Pvt. Ltd.	Punjab	2.86
640.	Investment & Precision Castings Ltd.	Gujarat	2.85
641.	Seshasayee Paper and Board Ltd.	Tamil Nadu	2.85
642.	Air Liquid North India Pvt. Ltd.	Uttarakhand	2.84
643.	Sakthi Auto Ancillary Private Ltd.	Tamil Nadu	2.84
644.	TC Spinners Pvt. Ltd.	Punjab	2.83
645.	Prem Steel & Metals Pvt. Ltd.	Punjab	2.83
646.	Smartchem Technologies Ltd.	Andhra Pradesh	2.83
647.	Sentini Cermica Pvt. Ltd.	Andhra Pradesh	2.82
648.	Steel Tech. Alloys (P) Ltd.	Punjab	2.82



1	2	3	4
649.	Sree Ayyanar Spinning and Weaving Mills Ltd.	Tamil Nadu	2.81
650.	Surya Steel Industries	Punjab	2.81
651.	Vishnuvardhan Paper Mills Pvt. Ltd.	Tamil Nadu	2.80
652.	Premier Cotton Textiles	Tamil Nadu	2.79
653.	Sukhjit Starch Mills (Unit of the Sukhjit Starch & Chemicals)	Andhra Pradesh	2.78
654.	Sri Raja Vinayaga	Tamil Nadu	2.77
655.	My Home Industries Limited	Andhra Pradesh	2.77
656.	KKP Spinning Mills Ltd.	Tamil Nadu	2.76
657.	Sundaram Industries Ltd.	Tamil Nadu	2.76
658.	Aman Alloys Pvt. Ltd.	Punjab	2.76
659.	ACC Limited	Karnataka	2.76
660.	MPSEZ Utilities Pvt. Ltd.	Gujarat	2.76
661.	Pooja Forge Ltd.	Haryana	2.75
662.	KSM Spinning Mills	Punjab	2.74
663.	Ranganayaka Spinning Mills Ltd.	Andhra Pradesh	2.74
664.	Sambandam Spinning Mills Ltd.	Tamil Nadu	2.74
665.	SNJ Synthetics Limited	Andhra Pradesh	2.74
666.	D C Steels Ltd.	Punjab	2.74
667.	J N Tayal Steels Pvt. Ltd.	Punjab	2.73
668.	Madhav Udyog Pvt. Ltd.	Punjab	2.73
669.	Bhagwati Autocast Ltd.	Gujarat	2.72
670.	Vasu Multimetals Pvt. Ltd.	Punjab	2.70
671.	Bhilai Jaypee Cement Plant Satna	Madhya Pradesh	2.70
672.	Pioneer Spinning & Weaving Mills Ltd.	Andhra Pradesh	2.69
673.	Shree Siddhi Vinayak Induction Pvt. Ltd.	Rajasthan	2.69
674.	Gowthami Spintex (India) Ltd.	Andhra Pradesh	2.68

1	2	3	4
675.	Hindustan Vidyut Products Ltd., Faridabad	Haryana	2.67
676.	Ganesha Ecosphere Ltd.	Uttarakhand	2.66
677.	Ambika Cotton Mills Limited	Tamil Nadu	2.65
678.	Jai Bharat Alloys (P) Ltd.	Punjab	2.64
679.	Gokul Refoils & Solvent Ltd.	Gujarat	2.62
680.	Nandish Alloys Ltd.	Punjab	2.61
681.	Jayavelu Spinning Mills Private Ltd.	Tamil Nadu	2.60
682.	SPL Industries Ltd.	Haryana	2.60
683.	Nabha Steels Ltd.	Punjab	2.59
684.	ILTD. Co. Ltd.	Andhra Pradesh	2.59
685.	Rosha Alloys (P) Ltd.	Punjab	2.57
686.	Dee Development Engineers Ltd., Palwal	Haryana	2.56
687.	Pioneer Syntex Pvt. Ltd.	Gujarat	2.56
688.	SSA International Ltd., Panipat	Haryana	2.55
689.	Nagarjuna Agrichem Ltd.	Andhra Pradesh	2.55
690.	Sri Venkatram Spinners	Tamil Nadu	2.54
691.	E R Textiles Ltd., Bagalur	Tamil Nadu	2.52
692.	Addi Alloys Pvt. Ltd.	Punjab	2.49
693.	Sree Satyanarayana Spinning Mills Ltd.	Andhra Pradesh	2.49
694.	Nirmal Inductomelts Ltd.	Rajasthan	2.48
695.	Vasundhara Cotton Mills Ltd.	Andhra Pradesh	2.48
696.	Avaneetha Textiles Ltd., Kaniyur	Tamil Nadu	2.47
697.	Vijayalakshmi Spintex Ltd.	Andhra Pradesh	2.45
698.	BTT Industries Pvt. Ltd.	Andhra Pradesh	2.43
699.	Tata Communications Ltd.	Andhra Pradesh	2.42
700.	Nelcast Ltd.	Tamil Nadu	2.41
701.	Prime Steel Processors	Punjab	2.41

1	2	3	4
702.	Laurus Labs Pvt. Ltd.	Andhra Pradesh	2.39
703.	Caparo Engineering India Ltd.	Tamil Nadu	2.39
704.	India Piston Ltd.	Tamil Nadu	2.38
705.	M C Spinners P Ltd.	Tamil Nadu	2.38
706.	Vindhya Spinning Mills (P) Ltd.	Tamil Nadu	2.37
707.	Natural Castings	Punjab	2.37
708.	Shree Hari Spintex Ltd.	Punjab	2.37
709.	DFL International Ltd.	Punjab	2.35
710.	Shivalik Prints Ltd., Faridabad	Haryana	2.33
711.	Sadashiv Castings Pvt. Ltd.	Punjab	2.33
712.	BHAVIK TERRYFAB	Rajasthan	2.33
713.	Silica Ceramica Pvt. Ltd.	Andhra Pradesh	2.31
714.	Lakshmi Machine Works Ltd.	Tamil Nadu	2.30
715.	Usha Spincoat Pvt. Ltd.	Andhra Pradesh	2.29
716.	Vikas Strips Ltd., Faridabad	Haryana	2.29
717.	Hikal Ltd.	Gujarat	2.28
718.	Divya Spinning Mill (P) Ltd.	Tamil Nadu	2.27
719.	Sintex Ind Ltd. Kalol	Gujarat	2.27
720.	Waryam Steel Castings Pvt. Ltd.	Punjab	2.27
721.	Raghav Alloys Pvt. Ltd.	Punjab	2.27
722.	Hi Tech Gears Ltd., Gurgaon	Haryana	2.26
723.	Ved Jyoti Alloys Pvt. Ltd.	Punjab	2.26
724.	Golden Iron & Steel Works (Delhi)	Rajasthan	2.26
725.	Senso Granito Pvt. Ltd.	Gujarat	2.25
726.	Rasi Tex India Private Limited	Tamil Nadu	2.24
727.	JMP Industries	Punjab	2.23
728.	S S Alloys & Steel Industries (U 2)	Punjab	2.23
729.	Hyderabad Industries Ltd., Faridabad	Haryana	2.22
730.	Shree Sidhi Vinayak Alloys	Punjab	2.21

1	2	3	4
731.	Thatavarthi Apparels Ltd.	Andhra Pradesh	2.21
732.	Omicron Bio Genesis Ltd.	Andhra Pradesh	2.21
733.	L T Foods Limited, Sonapat	Haryana	2.20
734.	Piramal Healthcare Ltd.	Tamil Nadu	2.19
735.	Samana Con Cast	Punjab	2.18
736.	Jaimurugan Textiles Limited	Tamil Nadu	2.18
737.	Covalent Laboratories Pvt. Ltd.	Andhra Pradesh	2.18
738.	K L Alloys Pvt. Ltd.	Punjab	2.18
739.	Sri Manjunatha Spinning Mills Ltd.	Andhra Pradesh	2.17
740.	Bhupinder Alloys Pvt. Ltd.	Punjab	2.17
741.	Venkraft Paper Mills Pvt. Ltd.	Tamil Nadu	2.17
742.	Pallava Textile Ltd.	Tamil Nadu	2.16
743.	Grospinz Fabz Ltd.	Punjab	2.15
744.	Nestle India Ltd., Panipat	Haryana	2.14
745.	Patchala Spintex Pvt. Ltd.	Andhra Pradesh	2.13
746.	Spincot Textiles (P) Ltd.	Andhra Pradesh	2.13
747.	Guntur Spinning Mills (P) Ltd.	Andhra Pradesh	2.12
748.	Kumar Spintex Pvt. Ltd.	Gujarat	2.12
749.	Kumaran Gin & Pressing (P) Ltd.	Tamil Nadu	2.12
750.	Birla Corporation Ltd., Satna	Madhya Pradesh	2.11
751.	ANJ Metals Recycling Ltd.	Punjab	2.11
752.	A G Industries (P) Ltd., Gurgaon	Haryana	2.10
753.	Stelco Ltd.	Punjab	2.10
754.	Uniproducts India Ltd., Rewari	Haryana	2.10
755.	Sri Ram Spinning Mills Limited	Andhra Pradesh	2.10
756.	Aegan Industries (P) Ltd.	Tamil Nadu	2.09
757.	Sandfits Foundries (P) Ltd.	Tamil Nadu	2.09
758.	Rane Engine Valve	Andhra Pradesh	2.08
759.	Longowalia Yarns Ltd.	Punjab	2.08

1	2	3	4
760.	Arora Alloys Ltd.	Punjab	2.08
761.	Goyal malleables Pvt. Ltd.	Punjab	2.06
762.	Hindustan Coca Cola Beverages (P) Ltd.	Andhra Pradesh	2.05
763.	Saggar Steels Pvt. Ltd.	Punjab	2.04
764.	Partap Industries Limited	Punjab	2.03
765.	Nilkamal L	Tamil Nadu	2.02
766.	Gobind Castings Pvt. Ltd.	Punjab	2.02
767.	Sri Vaishnavi Spintex (India) Private Ltd.	Andhra Pradesh	2.02
768.	Shree Cement Ltd.	Rajasthan	2.00
769.	Sterling Tools Ltd., Prithla Palwal	Haryana	1.99
770.	Vishnupriya Paper Mill Pvt. Ltd.	Tamil Nadu	1.99
771.	Nand Mangal Steels Ltd.	Punjab	1.99
772.	Swiss Glascoat Equipments Ltd.	Gujarat	1.96
773.	Sukhjit Starch & Chemicals	Punjab	1.96
774.	Suryaoday Spinning Mills Pvt. Ltd.	Andhra Pradesh	1.95
775.	Sanjib Zenat Ispat Pvt. Ltd.	Punjab	1.95
776.	Adisankara Spinning Mills (P) Ltd.	Tamil Nadu	1.94
777.	Arthanari Loom Centre Textile Pvt. Ltd.	Tamil Nadu	1.93
778.	Sri Venkata Lakshmi Narasimha Spinning Mills (P) Ltd.	Andhra Pradesh	1.93
779.	Audhnik Alloys Pvt. Ltd.	Punjab	1.92
780.	Shah Alloys Ltd.	Gujarat	1.92
781.	Silk Touch Vitrified Pvt. Ltd.	Gujarat	1.90
782.	Granules India Limited	Andhra Pradesh	1.90
783.	Bony Polymer Pvt. Ltd., Faridabad	Haryana	1.90
784.	Bedi Steels Pvt. Ltd.	Punjab	1.90
785.	Sugna Metals Ltd.	Andhra Pradesh	1.89

1	2	3	4
786.	Pratibha Fabrics Ltd.	Gujarat	1.89
787.	Sharp Chucks & Machines Ltd.	Punjab	1.87
788.	Ambika Cotton Mills	Tamil Nadu	1.87
789.	Grasim Bhiwani Textiles Ltd. Bhiwani	Haryana	1.87
790.	Bajaj Motors Ltd., Pant Nagar	Uttarakhand	1.87
791.	Nahar Spinning Mills Limited, Bhopal	Madhya Pradesh	1.86
792.	Malar Paper Mills Pvt. Ltd.	Tamil Nadu	1.86
793.	SVA Syntex Ltd.	Tamil Nadu	1.85
794.	Alpine Knits India Pvt. Ltd.	Tamil Nadu	1.84
795.	Venture Lighting India Ltd.	Tamil Nadu	1.84
796.	Sandhya Spinning Mill Ltd.	Tamil Nadu	1.84
797.	Bhandari Exports Ind. Ltd.	Punjab	1.83
798.	CCL Products (India) Ltd.	Andhra Pradesh	1.82
799.	Mahaluxmi Steels	Punjab	1.82
800.	Karnataka Strips Limited 3 Stage, Mundargi	Karnataka	1.81
801.	K K P Textiles	Tamil Nadu	1.81
802.	P K Alloys Pvt. Ltd.	Punjab	1.81
803.	Alliance Fibres Ltd.	Gujarat	1.80
804.	V R Foundries	Tamil Nadu	1.80
805.	Sundram Fasteners Ltd.	Uttarakhand	1.80
806.	Rajapalayam Mills Ltd.	Tamil Nadu	1.80
807.	Gokak Textiles Limited (Gokak Mills Division)	Karnataka	1.78
808.	Aruppukottai Shri Jayavilas	Tamil Nadu	1.78
809.	Harmony Yarns Pvt. Ltd.	Gujarat	1.78
810.	Sri Sarvana Spinning Mill	Tamil Nadu	1.77
811.	Pharmazell (India) Pvt. Ltd.	Tamil Nadu	1.77
812.	Sri Seshasai Spinning Mills Pvt. Ltd.	Andhra Pradesh	1.76

1	2	3	4
813.	India Dyeing Mills Pvt. Ltd.	Tamil Nadu	1.76
814.	M L Spinners Pvt. Ltd., Sonapat	Haryana	1.76
815.	Akshara Textile	Tamil Nadu	1.75
816.	Mann Feeds Pvt. Ltd., Faridabad	Haryana	1.75
817.	Pundrik Textile Mills Pvt. Ltd.	Punjab	1.74
818.	Nachiketa Papers Ltd.	Punjab	1.74
819.	D H Castings Pvt. Ltd.	Punjab	1.73
820.	PYUNG HWA India Ltd.	Tamil Nadu	1.73
821.	Modern Dairies Ltd., Karnal	Haryana	1.73
822.	Sri Venkateshwara Industries	Andhra Pradesh	1.72
823.	Samkrp Pistons and Rings Ltd.	Andhra Pradesh	1.69
824.	S A Aanandan Spinning Mills (P) Ltd.	Tamil Nadu	1.69
825.	Durga Industries	Tamil Nadu	1.69
826.	K R V Spinning Mills Pvt. Ltd.	Tamil Nadu	1.69
827.	Tamil Nadu Newsprint and Papers Limited	Tamil Nadu	1.69
828.	Shri Cheran Synthetics India Ltd.	Tamil Nadu	1.69
829.	Vijay Iron Foundry Pvt. Ltd.	Andhra Pradesh	1.68
830.	Amaravathi Sri Venkatesa Paper Mills	Tamil Nadu	1.67
831.	Pravesha Industries Pvt. Ltd.	Andhra Pradesh	1.66
832.	GVG Industries Ltd., Oddanchatram	Tamil Nadu	1.65
833.	Apple Rolling Mills Ltd.	Tamil Nadu	1.65
834.	Kovai Maruthi Papers & Boards (P) Ltd.	Tamil Nadu	1.62
835.	Maharaja Cotspin Limited	Punjab	1.62
836.	K P Textiles (Coimbatore) Pvt. Ltd.	Tamil Nadu	1.62
837.	M R Alloys	Punjab	1.62
838.	Cholan Paper & Board Mills Ltd.	Tamil Nadu	1.62
839.	New Allenberry Works, Faridabad	Haryana	1.62
840.	Everest Industries Ltd.	Tamil Nadu	1.60

1	2	3	4
841.	Tractors and Farm Equipment Limited	Tamil Nadu	1.59
842.	Modern Denim	Gujarat	1.59
843.	Triveni Alloys Ltd.	Tamil Nadu	1.59
844.	RVM Steels India Pvt. Ltd.	Rajasthan	1.59
845.	Vita Granito Pvt. Ltd.	Gujarat	1.59
846.	Emco Energy Ltd.	Emco Energy Ltd.	1.58
847.	Ugar Sugar Ltd.	Karnataka	1.58
848.	Sri Nukala Ramakoteswara Rao Textiles	Andhra Pradesh	1.57
849.	Kallam Brothers Cottons (P) Ltd.	Andhra Pradesh	1.57
850.	Aqua Sub Engineering	Tamil Nadu	1.56
851.	Sarwottam Ispat Ltd.	Andhra Pradesh	1.56
852.	G M R Spintex Pvt. Ltd.	Andhra Pradesh	1.56
853.	Rajapalayam Spintex	Tamil Nadu	1.55
854.	Best Cotton Mills Unit of Best Corp Ltd.	Tamil Nadu	1.55
855.	Visaka Industries Limited	Andhra Pradesh	1.54
856.	Pragati Spinners Pvt. Ltd.	Andhra Pradesh	1.54
857.	Comet Granito Pvt. Ltd.	Gujarat	1.53
858.	Punjab Spintex Limited	Punjab	1.52
859.	Reby Casting Pvt. Ltd.	Rajasthan	1.52
860.	Jagraon Multimetals	Punjab	1.52
861.	R M Bros. Pvt. Ltd., Jaipur	Rajasthan	1.52
862.	Vijay Velavan Spinning Mills Pvt. Ltd.	Tamil Nadu	1.51
863.	Atam Concast Steels Pvt. Ltd.	Punjab	1.51
864.	Dang Steels Pvt. Ltd.	Punjab	1.50
865.	Deepak Nitrite Limited	Andhra Pradesh	1.50
866.	Bansal Spinning Mill Ltd.	Punjab	1.49
867.	Sri Ramachandra Paper Boards Ltd.	Andhra Pradesh	1.49
868.	Meenakshi Bright Steel Bars Pvt. Ltd.	Andhra Pradesh	1.49



1	2	3	4
869.	Renny Steel Castings Pvt. Ltd.	Punjab	1.48
870.	Vodafone Mobile Services Ltd., Gurgaon	Haryana	1.47
871.	Electricity Wing of UT Chandigarh	Chandigarh	1.46
872.	R N Gupta & Co Ltd.	Punjab	1.44
873.	Mangalam Recycling Ltd. & Tharaj Castings (P) Ltd.	Punjab	1.43
874.	CTX Lifesciences Pvt. Ltd.	Gujarat	1.43
875.	Ramco Textile Mill	Tamil Nadu	1.43
876.	Sona Koyo Steering Systems Limited	Haryana	1.41
877.	Motherson Sumi Systems Ltd., Gurgaon	Haryana	1.41
878.	Prassanna Spinning Mills (P) Ltd.	Tamil Nadu	1.40
879.	N G Alloys Pvt. Ltd.	Punjab	1.40
880.	Singla Concast Pvt. Ltd.	Punjab	1.39
881.	Valli Textile Mills	Tamil Nadu	1.38
882.	Vishnu Steels	Punjab	1.38
883.	Sun Pharmaceutical Industries Ltd.	Gujarat	1.38
884.	Sai Manasa Spintex (India) Ltd.	Andhra Pradesh	1.37
885.	SSS Fibre Limited	Punjab	1.37
886.	Vennar Ceramics Ltd.	Andhra Pradesh	1.36
887.	Sterling Biotech Ltd.	Tamil Nadu	1.36
888.	Arumugam Spinning Mills (P) Ltd.	Tamil Nadu	1.35
889.	Trinetra Cement Limited	Rajasthan	1.35
890.	Adwaith Textiles Ltd.	Tamil Nadu	1.35
891.	Jagannath Textile Company Ltd.	Tamil Nadu	1.35
892.	Ashley Alteams India Ltd.	Tamil Nadu	1.35
893.	Kumar Autocast Ltd.	Punjab	1.35
894.	Murugappa Morgan Thermal Ceramics Ltd.	Tamil Nadu	1.35
895.	Aruppukottai Shri Ramalinga Spinners Ltd.	Tamil Nadu	1.35

1	2	3	4
896.	Sree Astalaxmi Spinning Mills Pvt. Ltd.	Andhra Pradesh	1.34
897.	Modern Woolens [A Unit of Modern Threads (India) Ltd.]	Rajasthan	1.34
898.	Fortune Metals Ltd.	Punjab	1.34
899.	Srini Pharmaceuticals Ltd. (SPL)	Andhra Pradesh	1.33
900.	Ladhar Paper Mills	Punjab	1.33
901.	Best & Crompton Engg Ltd.	Tamil Nadu	1.33
902.	Sahil Concast(P) Ltd.	Punjab	1.33
903.	Arumuga Fabrics(P) Ltd.	Tamil Nadu	1.32
904.	Polaris Financial Technology Ltd.	Tamil Nadu	1.32
905.	VAE VKN Industries Pvt. Ltd., Sonipat	Haryana	1.30
906.	Vedik Ispat Pvt. Ltd.	Andhra Pradesh	1.30
907.	Sri Venkateshwara Spinning Mills India Pvt. Ltd.	Tamil Nadu	1.29
908.	A P Multimetals Pvt. Ltd.	Punjab	1.29
909.	Healthcaps India Limited	Punjab	1.29
910.	Shasun Chemicals & Drugs Ltd.	Tamil Nadu	1.27
911.	Akula Boards Ltd.	Andhra Pradesh	1.27
912.	Blue Stampings & Forgings Ltd. Faridabad	Haryana	1.27
913.	AR Castings Pvt. Ltd.	Punjab	1.27
914.	Chamundi Steel Casting(I) Ltd.	Tamil Nadu	1.27
915.	Geminy Industrial Corporation	Punjab	1.26
916.	Ambika Concast(P) Ltd.	Punjab	1.26
917.	Mehala Electrical And Electronics Pvt. Ltd.	Tamil Nadu	1.26
918.	Alliance Vitrified Pvt. Ltd.	Gujarat	1.26
919.	Riba Textile Ltd., Sonipat	Haryana	1.25
920.	Perfect Knitters Ltd.	Andhra Pradesh	1.25
921.	Virchow Petrochemical Pvt. Ltd.	Andhra Pradesh	1.25

1	2	3	4
922.	Talasri Steels Pvt. Ltd.	Punjab	1.24
923.	Sri Naga Nanthana Mills Ltd.	Tamil Nadu	1.23
924.	Sri Lakshmi Srinivasa Jute Mills Ltd.	Andhra Pradesh	1.23
925.	YSR Spinning & Weaving Mills (P) Ltd.	Andhra Pradesh	1.23
926.	Vaksh Steels Private Limited	Andhra Pradesh	1.23
927.	Max Granito Pvt. Ltd.	Gujarat	1.23
928.	Jindal Polyfilms Ltd., Mundegaon Igatpuri Nasik	Maharashtra	1.23
929.	Menka Industries	Punjab	1.22
930.	Kandagiri Spinning Mills	Tamil Nadu	1.22
931.	Sai Global Yarn Tex India Pvt. Ltd.	Andhra Pradesh	1.21
932.	Rajalakshmi Paper Mills Pvt. Ltd.	Tamil Nadu	1.20
933.	HIL Limited	Andhra Pradesh	1.20
934.	Prompt Enterprises Pvt. Ltd., Ballabgarh	Haryana	1.19
935.	Bhagwati Cotton & Spinning Mills	Punjab	1.19
936.	Palani Vijay Cotspin Pvt. Ltd.	Tamil Nadu	1.19
937.	Malwa Cotton Spinning Mills	Punjab	1.19
938.	Thanjavoor Spinning Mills	Tamil Nadu	1.18
939.	Vinayaka Alloys Pvt. Ltd.	Tamil Nadu	1.18
940.	Mega Vitriified Pvt. Ltd.	Gujarat	1.18
941.	GVG Paper Mills Private Ltd.	Tamil Nadu	1.18
942.	Sohrab Spinning Mills Ltd.	Punjab	1.18
943.	HEG Ltd., Mandideep	Madhya Pradesh	1.18
944.	Patiala Cotspin Ltd.	Punjab	1.17
945.	A K Alloys Pvt. Ltd.	Punjab	1.17
946.	Sri VNS Spinning Mills India (P) Ltd.	Tamil Nadu	1.16
947.	Mukesh Steel Ltd.	Punjab	1.16
948.	Delphi TVS Diesel System (P) Ltd.	Tamil Nadu	1.16

1	2	3	4
949.	RR Kabel Ltd.	Gujarat	1.14
950.	K B Rolling Mills Pvt. Ltd.	Andhra Pradesh	1.14
951.	Sree Pandian Spinning Mill Pvt. Ltd.	Tamil Nadu	1.14
952.	Amoda Spintex Ltd.	Andhra Pradesh	1.13
953.	Kadri Mills (CBE) Ltd.	Tamil Nadu	1.13
954.	Craftsman Automation Pvt. Ltd.	Tamil Nadu	1.13
955.	Shrinath Rotopack Pvt. Ltd.	Andhra Pradesh	1.13
956.	Sunora Tiles Pvt. Ltd.	Gujarat	1.12
957.	Vishal Engineers Palwal	Haryana	1.11
958.	Govind Rubber Ltd.	Punjab	1.11
959.	Sri Karunambikai Mills Pvt. Ltd.	Tamil Nadu	1.11
960.	Ramya Spinning Mills (P) Ltd.	Andhra Pradesh	1.11
961.	Laser Shaving Products Pvt. Ltd.	Haryana	1.11
962.	Vishal Paper Industries Pvt. Ltd.	Punjab	1.10
963.	Vishwanath Spinnerz India Ltd.	Andhra Pradesh	1.10
964.	Noble Tech Industries (P) Ltd.	Tamil Nadu	1.10
965.	SAPA Profiles India Pvt. Ltd.	Andhra Pradesh	1.10
966.	The Kadri Mills (CBE) Ltd.	Tamil Nadu	1.10
967.	Nithnin Textiles Pvt. Ltd.	Tamil Nadu	1.09
968.	Harshavardhan Cotton and Synthetics (P) Ltd.	Tamil Nadu	1.09
969.	Chandigarh Castings Pvt. Ltd.	Punjab	1.08
970.	P D Alloys Pvt. Ltd.	Punjab	1.08
971.	G S Automotives Pvt. Ltd.	Punjab	1.08
972.	Suguna Foods Limited	Andhra Pradesh	1.07
973.	Swathi Cotton Pvt. Ltd.	Andhra Pradesh	1.07
974.	Jindal Stainless Limited	Andhra Pradesh	1.06
975.	Sri Sahithi Spinning Mills Limited	Andhra Pradesh	1.06
976.	Jagdambay Castings Pvt. Ltd.	Rajasthan	1.06

1	2	3	4
977.	S L V Spinning Mills Ltd.	Andhra Pradesh	1.05
978.	KPR Mill Ltd.	Tamil Nadu	1.04
979.	Annur Satya Textile Ltd.	Tamil Nadu	1.04
980.	Sutherland Global Services (P) Ltd.	Tamil Nadu	1.03
981.	Jayavarma Textiles Pvt. Ltd.	Tamil Nadu	1.03
982.	Mandava Cotton Mills (P) Ltd.	Andhra Pradesh	1.03
983.	Spicetex Cotton Mills Ltd.	Tamil Nadu	1.02
984.	Sree Rayalaseema Hi Strength Hypo Ltd.	Andhra Pradesh	1.02
985.	F M Steel Alloys	Punjab	1.02
986.	Venus Texspin Limited	Punjab	1.02
987.	Uttam Steel Rolling Mills	Punjab	1.01
988.	Sujana Metal Product Ltd.	Tamil Nadu	1.00
989.	Pepsico India Holdings Pvt. Ltd.	Gujarat	1.00
990.	Saraswathi Udyog India Ltd.	Tamil Nadu	1.00
991.	Rama Pulp & Papers Ltd.	Gujarat	1.00
992.	Tamilnadu Jaibharath Mills Ltd.	Tamil Nadu	1.00
993.	Vinayak TMT Bars Pvt. Ltd.	Gujarat	0.99
994.	Vijay Anand Kraft Papers Pvt. Ltd.	Andhra Pradesh	0.99
995.	Sri Lakshmi Saraswathi Textiles Ltd.	Tamil Nadu	0.99
996.	Prime Gold International Pvt. Ltd.	Tamil Nadu	0.99
997.	Ahuja Cotspin Pvt. Ltd.	Punjab	0.99
998.	Surindera Cycles (P) Ltd.	Punjab	0.98
999.	Unipearl Alloys	Punjab	0.98
1000.	Rangga Alloys	Tamil Nadu	0.98
1001.	Shri Harikrishna Papers Pvt. Ltd.	Tamil Nadu	0.97
1002.	Shri Siddhi Vinayaga Tex India (P) Ltd.	Tamil Nadu	0.97
1003.	Aggarsain Fibres Limited	Punjab	0.97
1004.	Punjab Chemicals & Pharmaceuticals Limited	Punjab	0.97

1	2	3	4
1005.	RSAL Steel Private Ltd. Sejwaya	Madhya Pradesh	0.97
1006.	Kalsi Alloys	Punjab	0.97
1007.	Annamalaiar Mills Pvt. Ltd.	Tamil Nadu	0.96
1008.	Rayani Spintex Pvt. Ltd.	Andhra Pradesh	0.96
1009.	GE Motor India Ltd. Faridabad	Haryana	0.95
1010.	Kaleesuwari Refinery Pvt. Ltd.	Tamil Nadu	0.95
1011.	Kanishk Ferrous and Energy Ltd.	Tamil Nadu	0.95
1012.	Atul Ltd.	Gujarat	0.94
1013.	S N Paper Mills (P) Ltd.	Punjab	0.94
1014.	Saket Steel Ltd.	Punjab	0.94
1015.	Vijai Spinners	Tamil Nadu	0.94
1016.	Pact Industries Ltd. Unit II	Punjab	0.93
1017.	N J Textile Industries Pvt. Ltd.	Gujarat	0.93
1018.	G L S Industries Pvt. Ltd., Gurgaon	Haryana	0.92
1019.	Bharat Biotech International Ltd.	Andhra Pradesh	0.92
1020.	Gupta Exim India Pvt. Ltd., Palwal	Haryana	0.92
1021.	Makro Cast Pvt. Ltd.	Andhra Pradesh	0.92
1022.	Naveen Cotton Mill Pvt. Ltd.	Tamil Nadu	0.91
1023.	Sudershan Forge Pvt. Ltd.	Punjab	0.91
1024.	GSN Ferro Alloys Pvt. Ltd.	Andhra Pradesh	0.91
1025.	Mandi Alloys Pvt. Ltd.	Punjab	0.91
1026.	Pilkington Automotive (I) Private Ltd.	Andhra Pradesh	0.90
1027.	Godavari Bio Refineries Limited	Karnataka	0.90
1028.	Sri Shanmugavel Mills(P) Ltd.	Tamil Nadu	0.90
1029.	Bell Ceramics Limited	Karnataka	0.89
1030.	M P Shan Tex Pvt. Ltd.	Tamil Nadu	0.89
1031.	MEW Electricals Ltd.	Gujarat	0.89
1032.	Sambandam Siva Textiles Ltd.	Tamil Nadu	0.89

1	2	3	4
1033.	P.V. Spinning Mill India Pvt. Ltd.	Tamil Nadu	0.89
1034.	Pennar Industries Limited	Andhra Pradesh	0.89
1035.	Sundaram Auto Components Ltd.	Tamil Nadu	0.88
1036.	Millennium Vitrified Tiles Pvt. Ltd.	Gujarat	0.88
1037.	Kumaragiri Textiles Ltd.	Tamil Nadu	0.87
1038.	Hindalco Industries Ltd.	Andhra Pradesh	0.87
1039.	Spectrum Dyes & Chemicals Pvt. Ltd.	Gujarat	0.87
1040.	Kanishk Steel Industries Ltd.	Tamil Nadu	0.86
1041.	Shubhalakshmi Polyesters Ltd.	Gujarat	0.86
1042.	Sudarsanam Spinning Mills	Tamil Nadu	0.86
1043.	Anusaya Auto Press Parts Pvt. Ltd.	Uttarakhand	0.85
1044.	Dev Alloys Pvt. Ltd.	Punjab	0.85
1045.	Rane Brake Lining Limited	Andhra Pradesh	0.85
1046.	Naga Sindhu Spinning & Ginning Mills Pvt. Ltd.	Andhra Pradesh	0.85
1047.	Uday Krishna Steel Rolling Mills Pvt. Ltd.	Andhra Pradesh	0.85
1048.	Blue Blends (India) Limited	Gujarat	0.84
1049.	SBQ Steels Ltd.	Andhra Pradesh	0.84
1050.	KLRF Ltd.	Tamil Nadu	0.83
1051.	Prompt Industries Pvt. Ltd.	Andhra Pradesh	0.82
1052.	Sri Venkatesa Mills Ltd.	Tamil Nadu	0.81
1053.	Coimbatore Polytex Pvt. Ltd.	Tamil Nadu	0.81
1054.	G C Spintex Limited	Punjab	0.81
1055.	Agarwal Foundaries	Andhra Pradesh	0.80
1056.	Encore Cement & Additives Pvt. Ltd.	Andhra Pradesh	0.80
1057.	Sakthi Steel Industries Ltd.	Tamil Nadu	0.80
1058.	ArunKumar Spinning	Tamil Nadu	0.80
1059.	MSN Laboratories Ltd.	Andhra Pradesh	0.79

1	2	3	4
1060.	Gangothri Textiles Ltd.	Tamil Nadu	0.79
1061.	Maha Mayay Steels Khushkhera	Rajasthan	0.78
1062.	Jai Gear Pvt. Ltd.	Punjab	0.78
1063.	Rama Krishna Pvt. Ltd.	Punjab	0.78
1064.	Vaibhav Yarn Mills Pvt. Ltd.	Punjab	0.77
1065.	Raju Spinning Mills (P) Ltd.	Tamil Nadu	0.77
1066.	India Japan Lighting Private Ltd.	Tamil Nadu	0.77
1067.	Soundararaja Mills Ltd.	Tamil Nadu	0.76
1068.	IM Gears Ltd.	Tamil Nadu	0.76
1069.	Pioneer Jellice India (P) Ltd.	Tamil Nadu	0.76
1070.	Arjuna Solvent Extraction Pvt. Ltd.	Andhra Pradesh	0.75
1071.	Steelcast Ltd. Bhavnagar	Gujarat	0.75
1072.	Zealtop Granito Pvt. Ltd.	Gujarat	0.74
1073.	Vishal Paper Mills Ltd.	Punjab	0.74
1074.	VTM Limited	Tamil Nadu	0.74
1075.	Bhuvaneshwari Textiles Pvt. Ltd.	Tamil Nadu	0.73
1076.	Kores (India) Ltd.	Gujarat	0.72
1077.	Tirupur Export Knitwear Industrial Complex	Tamil Nadu	0.71
1078.	Sri Bajrang Jute Mills Ltd.	Andhra Pradesh	0.71
1079.	Astrix Laboratories Ltd.	Andhra Pradesh	0.71
1080.	Uniflex Cables Ltd.	Gujarat	0.70
1081.	Jai Parvati Forge Ltd.	Punjab	0.70
1082.	A K Multimetals Pvt. Ltd.	Punjab	0.70
1083.	MSN Pharmachem Pvt. Ltd.	Andhra Pradesh	0.70
1084.	Rama Spinners (P) Ltd.	Andhra Pradesh	0.70
1085.	PSG Industrial Institute	Tamil Nadu	0.69
1086.	Prime India Polymix Pvt. Ltd., Faridabad	Haryana	0.68



1	2	3	4
1087.	Neel Kanth Steels, Khus Khera	Rajasthan	0.68
1088.	Lakshmivel Mills Ltd.	Tamil Nadu	0.68
1089.	JBA Steels Pvt. Ltd.	Andhra Pradesh	0.68
1090.	Sudarshan Concast Pvt. Ltd.	Punjab	0.68
1091.	Sivaram Yarns Pvt. Ltd.	Andhra Pradesh	0.68
1092.	JK Tyre & Industries Limited Vikrant Tyre Plant I, Mysore	Karnataka	0.68
1093.	Northern India Steel Rolling Mills	Punjab	0.67
1094.	Kiwi Cottspin Mill Pvt. Ltd.	Tamil Nadu	0.67
1095.	Rojeetasha Stamping Pvt. Ltd.	Uttarakhand	0.67
1096.	Srinivasa Cotton & Oils Mills Ltd.	Andhra Pradesh	0.67
1097.	Arun Vyapar Udyog Ltd.	Tamil Nadu	0.67
1098.	Sundaram Textiles Ltd.	Tamil Nadu	0.67
1099.	Hyderabad Chemicals Products Limited	Andhra Pradesh	0.67
1100.	Chenniappa Yarn Spinners Pvt. Ltd.	Tamil Nadu	0.66
1101.	Mohit Furnace (P) Ltd.	Punjab	0.66
1102.	Sify Technologies Limited, Bangalore	Karnataka	0.66
1103.	K K P Weaving and Processing Mills Ltd.	Tamil Nadu	0.65
1104.	K P R	Tamil Nadu	0.65
1105.	S R V Steels Pvt. Ltd.	Punjab	0.65
1106.	A P Paper Mills	Punjab	0.64
1107.	Garg Maleables India Pvt. Ltd.	Punjab	0.64
1108.	Narindra Castings (P) Ltd.	Punjab	0.64
1109.	Platinum Textiles Ltd.	Tamil Nadu	0.64
1110.	Hyderabad Deccan Cigarette Factory Pvt. Ltd.	Andhra Pradesh	0.64
1111.	Param Cylinder Liners Private Limited	Gujarat	0.63

1	2	3	4
1112.	Global Polybags IND (P) Ltd.	Tamil Nadu	0.63
1113.	Carona Industries Ltd.	Tamil Nadu	0.62
1114.	Doowon Automotive Systems India Pvt. Ltd.	Tamil Nadu	0.62
1115.	Tecumseh Products India Pvt. Ltd., Ballabgarh	Haryana	0.62
1116.	CTX Textiles Unit of CTX Dyestuffs Pvt. Ltd.	Gujarat	0.62
1117.	Sri Srivathsa Paper Mills Ltd.	Tamil Nadu	0.61
1118.	Silver Spring Spinners India Pvt. Ltd.	Tamil Nadu	0.61
1119.	Rane TRW Steering Systems Ltd.	Tamil Nadu	0.61
1120.	Jadia Pipes (India) Ltd., Hisar	Haryana	0.60
1121.	D C W Ltd.	Tamil Nadu	0.60
1122.	Time Technoplast Ltd.	Uttarakhand	0.60
1123.	Anant Spinning Mills Mandideep Distt. Raisen (MP)	Madhya Pradesh	0.60
1124.	RKKR Steels Ltd.	Tamil Nadu	0.60
1125.	Ra Chem Pharma Ltd.	Andhra Pradesh	0.59
1126.	Galvalia Ispat Udyog Limited	Uttarakhand	0.59
1127.	Jodhpur Alloys Pvt. Ltd., Surpura	Rajasthan	0.59
1128.	Prabhu Spinning Mills(P) Ltd.	Tamil Nadu	0.58
1129.	Tata Consultancy Services	Tamil Nadu	0.58
1130.	Banco Products India Ltd.	Gujarat	0.58
1131.	Kallam Agro Products & Oils (P) Ltd.	Andhra Pradesh	0.58
1132.	Kashi Vishwanath Steels	Uttarakhand	0.58
1133.	Sudirman Paper (P) Ltd. GED	Tamil Nadu	0.57
1134.	Sri Lakshmi Narasimha Spinning Mills (India) Pvt. Ltd.	Andhra Pradesh	0.57
1135.	Cogent Glass Ltd.	Andhra Pradesh	0.57
1136.	Kanishk Metal Recycling Pvt. Ltd.	Tamil Nadu	0.57

1	2	3	4
1137.	Sree Karpagambal Mills Limited	Tamil Nadu	0.57
1138.	SPEL Semiconductor Ltd.	Tamil Nadu	0.57
1139.	Nachiar Paper Boards Pvt. Ltd.	Tamil Nadu	0.57
1140.	Nestle India Ltd., Nanjangudu	Karnataka	0.57
1141.	Shyam Indospin Limited	Punjab	0.57
1142.	Abhedya Industries Ltd.	Andhra Pradesh	0.57
1143.	Krishna Murthy Spinning Mills Pvt. Ltd.	Andhra Pradesh	0.56
1144.	Shri Sakthi Papers India (P) Ltd.	Tamil Nadu	0.56
1145.	Milano Papers Pvt. Ltd.	Gujarat	0.56
1146.	Sri Andal Paper Mills Unit II (P) Ltd.	Tamil Nadu	0.56
1147.	Ganga Cotex Ltd.	Punjab	0.55
1148.	G S Auto International Ltd.	Punjab	0.55
1149.	Texmo Precision Castings	Tamil Nadu	0.55
1150.	Thapar Ispat Limited	Punjab	0.55
1151.	Sri Nagamalleswara Spintex (India) Pvt. Ltd.	Andhra Pradesh	0.55
1152.	Shiwalya Spinning and Weaving Mills	Punjab	0.54
1153.	Jai Durga Cottex	Haryana	0.54
1154.	Usai Forge (P) Ltd.	Andhra Pradesh	0.54
1155.	Ruchi Soya Industries Ltd.	Tamil Nadu	0.53
1156.	Hind Oil Industries	Andhra Pradesh	0.52
1157.	JSW Ceme	Andhra Pradesh	0.52
1158.	Sri Navdurga Billets (P) Ltd.	Andhra Pradesh	0.52
1159.	Jagat Metals Pvt. Ltd.	Punjab	0.52
1160.	Bharathi Polymers India Pvt. Ltd.	Andhra Pradesh	0.52
1161.	Major Cement Pvt. Ltd.	Gujarat	0.52
1162.	Dattatreya Textiles Pvt. Ltd.	Tamil Nadu	0.51
1163.	ITW India Limited	Andhra Pradesh	0.51
1164.	The Deputy Manager Electrical Bharat Heavy Electricals Ltd.	Tamil Nadu	0.50

1	2	3	4
1165.	H B Industries	Punjab	0.50
1166.	Pushpaky Auto Components (P) Ltd.	Andhra Pradesh	0.50
1167.	SJLT Textiles Pvt. Ltd.	Tamil Nadu	0.50
1168.	Audco India Ltd.	Tamil Nadu	0.49
1169.	VR Persulfates Pvt. Ltd.	Gujarat	0.49
1170.	Everwin Textile Mills(P) Ltd.	Tamil Nadu	0.49
1171.	K G S Mills	Tamil Nadu	0.48
1172.	Deepak Kumar, Gurgaon	Haryana	0.48
1173.	Jotindra Steel and Tubes Ltd., Faridabad	Haryana	0.48
1174.	HPL Additives Limited	Haryana	0.48
1175.	Sujana Metal Products Ltd.	Andhra Pradesh	0.48
1176.	Iswari Spinning Mills	Tamil Nadu	0.48
1177.	Shri Hiranyakeshi Sahakari Sakkare Karkhane Niyamit	Karnataka	0.47
1178.	Sri Krishna Pharmaceuticals	Andhra Pradesh	0.46
1179.	Badeve Engineering Ltd.	Uttarakhand	0.46
1180.	Pongalur Pioneer Textiles (P) Ltd.	Tamil Nadu	0.46
1181.	P R Alloys	Punjab	0.46
1182.	BCL Industries & Infrastructures	Punjab	0.46
1183.	Vardhman Adarsh Ispat Pvt. Ltd.	Punjab	0.46
1184.	Amit Cottons Pvt. Ltd.	Andhra Pradesh	0.45
1185.	Vedha Spinning Mills (P) Ltd.	Tamil Nadu	0.45
1186.	Prithvi Steel Rolling Mills Pvt. Ltd., VKIA, Jaipur	Rajasthan	0.45
1187.	Sri Vishnu Annamalaiyar Paper Mills Ltd.	Tamil Nadu	0.45
1188.	Technocast Foundry	Tamil Nadu	0.45
1189.	Sri Vakirakaaliamman Spinning Mills Pvt. Ltd.	Tamil Nadu	0.45

1	2	3	4
1190.	Trimex Sand Pvt. Ltd.	Andhra Pradesh	0.44
1191.	Theni Guru Krishna Textile Mills (P) Ltd.	Tamil Nadu	0.44
1192.	Jayalakshmi Textiles (P) Ltd.	Tamil Nadu	0.44
1193.	GSR Textiles Pvt. Ltd.	Andhra Pradesh	0.44
1194.	Chanakya Dairy Products Ltd.	Punjab	0.43
1195.	Light Alloys Products Ltd.	Tamil Nadu	0.43
1196.	Super Sales India Ltd.	Tamil Nadu	0.43
1197.	Himalya International Ltd.	Gujarat	0.42
1198.	Rajapalayam Spinners Pvt. Ltd.	Tamil Nadu	0.42
1199.	Jothi Malleables Pvt. Ltd.	Tamil Nadu	0.42
1200.	Arun Spinning Mills Pvt. Ltd.	Tamil Nadu	0.41
1201.	Sidheshwar Alloys Pvt. Ltd.	Punjab	0.41
1202.	Sree Jeya Soundharam Textiles Mills Pvt. Ltd.	Tamil Nadu	0.40
1203.	Autocomp Corporation Panes Pvt. Ltd.	Uttarakhand	0.40
1204.	Delphi TVS Diesel System Ltd.	Uttarakhand	0.40
1205.	Everon Castings Ltd.	Tamil Nadu	0.40
1206.	Senor Metals (P) Ltd.	Gujarat	0.40
1207.	Indo Shell Mould Ltd.	Tamil Nadu	0.40
1208.	Shree Karthik Papers Ltd.	Tamil Nadu	0.40
1209.	Jai Durga Paper Mills (P) Ltd.	Punjab	0.39
1210.	Satluj Spintex Ltd.	Punjab	0.39
1211.	Rane Diecast Limited	Andhra Pradesh	0.39
1212.	Lap Ross Engineering Limited	Tamil Nadu	0.39
1213.	Sri Kahna Steel Rolling Mill	Punjab	0.38
1214.	Pandesara Infrastructure Ltd.	Gujarat	0.38
1215.	KVR Industries Ltd.	Andhra Pradesh	0.38
1216.	Amrit Engineering & Foundry Works	Punjab	0.38

1	2	3	4
1217.	Stanadyne Amalgamations Pvt. Ltd.	Tamil Nadu	0.37
1218.	Prism Castings	Tamil Nadu	0.37
1219.	Gillanders Arbuthnot & Co. Ltd.	Punjab	0.37
1220.	Mangalagiri Textiles Mills (P) Ltd.	Andhra Pradesh	0.37
1221.	Neuland Laboratories Limited	Andhra Pradesh	0.37
1222.	Munish Forge Pvt. Ltd.	Punjab	0.37
1223.	P M P Textiles Spinning Mills Ltd.	Tamil Nadu	0.36
1224.	BBF Industries Limited	Punjab	0.36
1225.	Surabhi Spinning Pvt. Ltd.	Andhra Pradesh	0.36
1226.	Mehala Carona Textiles Pvt. Ltd.	Tamil Nadu	0.36
1227.	Vijayasri Organics Limited	Andhra Pradesh	0.36
1228.	Hikal Ltd. KIADB Ind Area Jigani Anekal Tq Bangalore	Karnataka	0.36
1229.	PAS Cotton Mills (P) Ltd.	Tamil Nadu	0.35
1230.	Sri Muni Pachaiyamman Textiles Limited	Andhra Pradesh	0.35
1231.	Rane Brake Lining Ltd.	Tamil Nadu	0.35
1232.	SSM Fin Yarn	Tamil Nadu	0.34
1233.	Arunanchala Spinning Mills India (P) Ltd.	Tamil Nadu	0.34
1234.	Coromandel International Ltd.	Tamil Nadu	0.34
1235.	Aditya Spinners Limited	Andhra Pradesh	0.34
1236.	Jasch Industries Ltd., Sonapat	Haryana	0.33
1237.	Arora Industries	Punjab	0.33
1238.	Mangayarkarasi Mills Ltd.	Tamil Nadu	0.33
1239.	Ramco Industries Ltd.	Tamil Nadu	0.33
1240.	Parani Spinning Mills (P) Ltd.	Tamil Nadu	0.33
1241.	R G Spinning Mills Ltd.	Tamil Nadu	0.33
1242.	Meenakshi Udyog India Pvt. Ltd.	Tamil Nadu	0.32

1	2	3	4
1243.	Sudha Agro Oil & Chemical Industries Ltd.	Andhra Pradesh	0.32
1244.	Sree Dinakar Fabrics Pvt. Ltd.	Andhra Pradesh	0.32
1245.	Modi Alloys & Metalics (P) Ltd.	Punjab	0.32
1246.	Prima Products Pvt. Ltd.	Tamil Nadu	0.32
1247.	Smilax Laboratories Ltd.	Andhra Pradesh	0.31
1248.	Venkatadri Spinning Mills Pvt. Ltd.	Andhra Pradesh	0.31
1249.	Sri Karthikeya Spg. & Wvg. Mills Pvt. Ltd.	Tamil Nadu	0.31
1250.	Krishna Poultry Tex. Mill (P) Ltd.	Tamil Nadu	0.31
1251.	Indus Steels & Alloys Ltd.	Tamil Nadu	0.30
1252.	Standard Spinning & Weaving Mills Ltd.	Tamil Nadu	0.30
1253.	Balavigna Weaving Mills Ltd.	Tamil Nadu	0.29
1254.	Kurinji Spinning Mills	Tamil Nadu	0.29
1255.	Arun Textiles (P) Ltd.	Tamil Nadu	0.29
1256.	Sri Ramalingeswara Paper Products Pvt. Ltd.	Andhra Pradesh	0.28
1257.	Castamet Works Pvt. Ltd., Kharwa	Rajasthan	0.28
1258.	Garg Furnace Ltd.	Punjab	0.28
1259.	Akshat Papers Ltd.	Gujarat	0.28
1260.	Mehar Steel Pvt. Ltd., Faridabad	Haryana	0.28
1261.	Guhan Textile Mills (P) Ltd.	Tamil Nadu	0.28
1262.	Euro Ceramics Ltd.	Gujarat	0.27
1263.	Arun Smelters (P) Ltd.	Tamil Nadu	0.27
1264.	Chida Spinning Mills Pvt. Ltd.	Andhra Pradesh	0.27
1265.	Sree Vadivambigai Textile Mills Pvt. Ltd.	Tamil Nadu	0.27
1266.	Fenner (India) Limited	Andhra Pradesh	0.27
1267.	RPK Steels Rolling Mills Pvt. Ltd.	Punjab	0.27

1	2	3	4
1268.	Thiruvalluvar Textiles Private Ltd.	Tamil Nadu	0.27
1269.	Kumar Textiles	Andhra Pradesh	0.27
1270.	Roshan Cotspin Limited	Punjab	0.26
1271.	Sri Srinivasa Delinters	Andhra Pradesh	0.26
1272.	Mirra and Mirra Industries	Tamil Nadu	0.26
1273.	Tirupati (Gujarat) Cotspin Ltd.	Gujarat	0.25
1274.	Indo Shell Automotive Systems India Pvt. Ltd.	Tamil Nadu	0.25
1275.	W S Industries (India) Ltd.	Tamil Nadu	0.25
1276.	Savitri Steels & Re Rollings Pvt. Ltd.	Andhra Pradesh	0.25
1277.	Dev Arjuna Cast & Forge Pvt. Ltd.	Punjab	0.25
1278.	Blue Mount Paper and Boards Ltd.	Tamil Nadu	0.24
1279.	Geeta Threads Limited	Punjab	0.24
1280.	Chenduran Cotspin India Pvt. Ltd.	Tamil Nadu	0.24
1281.	Elkaypee Spinners (P) Ltd.	Tamil Nadu	0.24
1282.	Texas Woollen Mills (P) Ltd.	Punjab	0.24
1283.	Artemis Bio Tech	Andhra Pradesh	0.23
1284.	Supreme Cot Spin Mills (India) Pvt. Ltd.	Tamil Nadu	0.23
1285.	Saravana Alloy Steels Pvt. Ltd.	Karnataka	0.23
1286.	Shri Ganga Steel Enterprises Pvt. Ltd.	Tamil Nadu	0.23
1287.	Gayatri Hitech Hotels Limited	Andhra Pradesh	0.23
1288.	Kakatiya Textiles Ltd.	Andhra Pradesh	0.23
1289.	The Rajaratna Mills Pvt. Ltd.	Tamil Nadu	0.23
1290.	Dollar Industries Ltd.	Tamil Nadu	0.23
1291.	Chaitanya Sai Paper Mills (India) Private Limited	Andhra Pradesh	0.23
1292.	Ultra Tech Cement Limited	Karnataka	0.22
1293.	Kekule Pharma Limited	Andhra Pradesh	0.22



1	2	3	4
1294.	Aam Pantnagar Axle Pvt. Ltd.	Uttarakhand	0.22
1295.	Amul Auto Components Pvt. Ltd.	Uttarakhand	0.22
1296.	Anangoor Textile Mills (P) Ltd.	Tamil Nadu	0.22
1297.	Shanmugappriya Textiles Ltd.	Tamil Nadu	0.22
1298.	New Kishan Cement Pvt. Ltd.	Gujarat	0.22
1299.	Sri Chakra Cement Limited	Andhra Pradesh	0.22
1300.	Sree Koppammal Cotton Spinning Mills	Tamil Nadu	0.22
1301.	Paramount Polymer Pvt. Ltd., Ballabgarh, Faridabad	Haryana	0.22
1302.	Pearl Beverages Ltd.	Andhra Pradesh	0.21
1303.	Jyoti Concast Limited	Punjab	0.21
1304.	Vikas Spool Pvt. Ltd., Bahadurgarh	Haryana	0.21
1305.	Surana Industries Ltd.	Tamil Nadu	0.21
1306.	Mangalam Ventures Limited, Faridabad	Haryana	0.21
1307.	Mahle IPL Ltd.	Tamil Nadu	0.21
1308.	Southern Spinners and Processors Ltd.	Tamil Nadu	0.21
1309.	Victory Spinning Mills Ltd.	Tamil Nadu	0.21
1310.	Viswabharathi Textiles (P) Ltd.	Tamil Nadu	0.20
1311.	Greygold Cements Limited	Andhra Pradesh	0.20
1312.	Nachammai Cotton Mills Ltd.	Tamil Nadu	0.20
1313.	Asian Peroxides Ltd.	Andhra Pradesh	0.20
1314.	Godavari Polymers Pvt. Ltd.	Andhra Pradesh	0.20
1315.	Gujarat Metal Cast Industries Ltd.	Gujarat	0.20
1316.	Harikrishna Cotton Mills (P) Ltd.	Tamil Nadu	0.20
1317.	KCP Ltd.	Tamil Nadu	0.20
1318.	Bildon Steels (India) Ltd.	Tamil Nadu	0.20
1319.	Rainbow Spinners Ltd.	Tamil Nadu	0.20
1320.	Kumaragiri Spinners Ltd.	Tamil Nadu	0.20

1	2	3	4
1321.	Nachiar Spinning Mills (P) Ltd.	Tamil Nadu	0.19
1322.	Hyderabad Industries Ltd., Vijayvada	Andhra Pradesh	0.19
1323.	Kesoram Cements	Andhra Pradesh	0.19
1324.	Sharma Commercial (P) Ltd., Jhotwara	Rajasthan	0.19
1325.	Sri Ramco Spinners	Tamil Nadu	0.19
1326.	Alok Industries Ltd.	Gujarat	0.19
1327.	Centwin Textiles Mills Pvt. Ltd.	Tamil Nadu	0.19
1328.	Videocon Industries Ltd.	Maharashtra	0.19
1329.	Dhandapani Cements Ltd.	Tamil Nadu	0.18
1330.	SLO Industries Ltd.	Tamil Nadu	0.18
1331.	V S M Weaves India Ltd., MTRED	Tamil Nadu	0.18
1332.	Alliance One Industries India Pvt. Ltd.	Andhra Pradesh	0.18
1333.	Liners India Ltd.	Andhra Pradesh	0.18
1334.	Arthanari Clothing (P) Ltd.	Tamil Nadu	0.18
1335.	Sri Kannapiran Mills Ltd.	Tamil Nadu	0.18
1336.	G S Alloys	Punjab	0.18
1337.	Jayalakshmi Spinning Mills Ltd.	Tamil Nadu	0.18
1338.	Unipres India Pvt. Ltd.	Tamil Nadu	0.18
1339.	Time Technoplast Ltd.	Tamil Nadu	0.17
1340.	Akshera Papers	Tamil Nadu	0.17
1341.	AKCT Cidambaram Cotton Mill Pvt. Ltd.	Tamil Nadu	0.17
1342.	Shri Govindaraja Textiles Private Ltd.	Tamil Nadu	0.17
1343.	VST Industries Pvt. Ltd.	Andhra Pradesh	0.17
1344.	Bhagwati Spherocast Pvt. Ltd.	Gujarat	0.17
1345.	Superfine Syntex Ltd.	Gujarat	0.17
1346.	Panama Alloys INC	Punjab	0.17
1347.	JS Auto Cast Foundry India Pvt. Ltd.	Tamil Nadu	0.17
1348.	Ambuja Cement Ltd.	Uttarakhand	0.17

1	2	3	4
1349.	Best Cheran Spintex India Ltd.	Tamil Nadu	0.17
1350.	U P Bone Mills Pvt. Ltd.	Uttarakhand	0.16
1351.	Saraca Laboratories Ltd.	Andhra Pradesh	0.16
1352.	Indus Medicare Limited	Andhra Pradesh	0.16
1353.	Palladam Hi Tech Weaving Park	Tamil Nadu	0.16
1354.	Maddi Lakshmaiah Chilukaluripeta	Andhra Pradesh	0.16
1355.	Kusalava International Ltd.	Andhra Pradesh	0.15
1356.	Jai Hind Spinning Mills Ltd.	Tamil Nadu	0.15
1357.	TIDC INDIA	Tamil Nadu	0.15
1358.	Suryaans Paper	Tamil Nadu	0.15
1359.	Subam Papers (P) Ltd.	Tamil Nadu	0.15
1360.	Dulichand Silk Mills Ltd.	Andhra Pradesh	0.15
1361.	Bhavya Inductosteel Pvt. Ltd., Reengus	Rajasthan	0.15
1362.	Sri Rama Textile Spinning Mills Ltd.	Tamil Nadu	0.14
1363.	Shrinath Flexi Pack	Andhra Pradesh	0.14
1364.	Mercury Fabrics Pvt. Ltd. Bawal	Haryana	0.14
1365.	Globus Industries & Services Ltd.	Punjab	0.14
1366.	Garg Casteels Pvt. Ltd.	Gujarat	0.14
1367.	Sorento Granito Pvt. Ltd.	Gujarat	0.14
1368.	CPC (P) Ltd.	Tamil Nadu	0.14
1369.	Bhawani Industries Ltd.	Uttarakhand	0.14
1370.	Tirumala Milk Products Pvt. Ltd.	Andhra Pradesh	0.14
1371.	SJLT Spinning Mills (P) Ltd.	Tamil Nadu	0.14
1372.	Auctus Pharma Limited	Andhra Pradesh	0.14
1373.	Samridhi Steels Limited	Punjab	0.14
1374.	Anjalee Granites Private Limited	Andhra Pradesh	0.14
1375.	Vallabh Steel Ltd.	Punjab	0.14
1376.	Vijayasai Textiles Private Limited	Andhra Pradesh	0.14

1	2	3	4
1377.	Tirupathi Spinning Mills Ltd.	Tamil Nadu	0.14
1378.	Vidyaa Karthic Spinning Mills (P) Ltd.	Tamil Nadu	0.13
1379.	DVS Industries Pvt. Ltd.	Uttarakhand	0.13
1380.	Sri Raghava Textiles Limited	Andhra Pradesh	0.13
1381.	Sri Ravi Chandra Textiles Pvt. Ltd.	Andhra Pradesh	0.13
1382.	Cheran Spinner Ltd.	Tamil Nadu	0.13
1383.	Simhapuri Energy Private Limited	Simhapuri Energy Private Limited	0.13
1384.	Foods Fats & Fertilizers Ltd.	Andhra Pradesh	0.13
1385.	Sanjay Agro Industries Ltd.	Punjab	0.13
1386.	Hari Alloys (P) Ltd.	Tamil Nadu	0.13
1387.	GNA Udyog Limited	Punjab	0.13
1388.	GTN Enterprises Ltd.	Tamil Nadu	0.13
1389.	Thiruvalluvar Textiles Ltd.	Tamil Nadu	0.13
1390.	Pankaj Mehndiratta Proprietor of Shiva Hardwell Industries	Haryana	0.13
1391.	Jyoti Threads (India) Ltd.	Punjab	0.13
1392.	SJLT Textiles Mills Pvt. Ltd.	Tamil Nadu	0.12
1393.	Kamadgiri Steel Pvt. Ltd., Sonapat	Haryana	0.12
1394.	Andhra Polymers Pvt. Ltd.	Andhra Pradesh	0.12
1395.	BS Limited	Andhra Pradesh	0.12
1396.	Punia Alloys Pvt. Ltd.	Punjab	0.12
1397.	The Narasimha Mills Private Ltd.	Tamil Nadu	0.11
1398.	Polycab Wires Pvt. Ltd.	Gujarat	0.11
1399.	Thirupur Suriya Textiles Pvt. Ltd.	Tamil Nadu	0.11
1400.	Alufluoride Limited	Andhra Pradesh	0.11
1401.	Sajjan Precision Castings	Punjab	0.11
1402.	Eastman Textiles	Tamil Nadu	0.11
1403.	Delhi Forge Ltd., Ballabgarh, Faridabad	Haryana	0.11

1	2	3	4
1404.	Naachiar Paper Boards Pvt. Ltd.	Tamil Nadu	0.10
1405.	Roopa Industries Limited	Andhra Pradesh	0.10
1406.	Eastman Spinning Mills (P) Ltd.	Tamil Nadu	0.10
1407.	Agarwal Global Steels Ltd.	Andhra Pradesh	0.10
1408.	STL Global Ltd., Faridabad	Haryana	0.10
1409.	Meenakshi Paper Mills Pvt. Ltd.	Andhra Pradesh	0.10
1410.	V L Papers Pvt. Ltd.	Andhra Pradesh	0.10
1411.	Addison & Co. Ltd.	Tamil Nadu	0.10
1412.	Jayarani Spinning Mills Ltd.	Tamil Nadu	0.10
1413.	Sri Ramakrishna Mills (Coimbatore) Ltd.	Andhra Pradesh	0.10
1414.	Tube Investments of India Limited (UNIT TIDC INDIA)	Andhra Pradesh	0.09
1415.	Kaleesuwari Refinery (P) Ltd.	Tamil Nadu	0.09
1416.	Myoung Shin India Automotive Pvt. Ltd.	Tamil Nadu	0.09
1417.	A G Fats Limited	Punjab	0.09
1418.	Dali & Sameer Engg Pvt. Ltd.	Uttarakhand	0.09
1419.	T I Metal Forming	Tamil Nadu	0.09
1420.	Shrish Business Ventures Pvt. Ltd.	Rajasthan	0.09
1421.	Elljay Textiles (P) Ltd.	Tamil Nadu	0.09
1422.	Glochem Industries Limited	Andhra Pradesh	0.09
1423.	Sam Turbo Industry Ltd.	Tamil Nadu	0.09
1424.	Hariyana Steel Centre (KDM) Private Limited	Andhra Pradesh	0.08
1425.	Kannapiran Mills	Tamil Nadu	0.08
1426.	Sri Karpagam Mills India (P) Ltd.	Tamil Nadu	0.08
1427.	Aradhana Foods & Juices Pvt. Ltd.	Andhra Pradesh	0.08
1428.	Aggarwal Rice Mills	Punjab	0.08
1429.	Praxair India Pvt. Ltd.	Tamil Nadu	0.08

1	2	3	4
1430.	Samyu Glass Pvt. Ltd.	Andhra Pradesh	0.08
1431.	Spads Textiles Ltd.	Andhra Pradesh	0.08
1432.	Sharadha Terry Products Ltd.	Tamil Nadu	0.08
1433.	Vandana Vidhyut Ltd.	Chhattisgarh	0.08
1434.	Pricol Pvt. Ltd.	Uttarakhand	0.08
1435.	Sona Somic Lemforder Components Ltd.	Uttarakhand	0.08
1436.	Shivani Locks Pvt. Ltd.	Uttarakhand	0.07
1437.	Syndicate Auto Components	Uttarakhand	0.07
1438.	Panini Granites (P) Ltd.	Andhra Pradesh	0.07
1439.	VRV Textiles Ltd.	Andhra Pradesh	0.07
1440.	Aaditiya Aswin Paper Mills Pvt. Ltd.	Tamil Nadu	0.07
1441.	RRD TEX (Unit of Best Corporation Ltd.)	Tamil Nadu	0.07
1442.	Srinivasa Agro Products	Andhra Pradesh	0.07
1443.	Sarita Synthetics and Industries Ltd.	Andhra Pradesh	0.07
1444.	Sasi Anand Spinning Mills India Ltd.	Tamil Nadu	0.07
1445.	Sri Karvembu Textiles Ltd.	Tamil Nadu	0.07
1446.	Keshav Alloys Pvt. Ltd.	Punjab	0.07
1447.	Amoli Organics Pvt. Ltd.	Gujarat	0.07
1448.	Kaveri Yarns & Fabrics Ltd.	Tamil Nadu	0.07
1449.	Sri Laxmi Narasimhaa Spinning Mill Pvt. Ltd.	Tamil Nadu	0.07
1450.	JSW Steel Ltd.	Tamil Nadu	0.07
1451.	Plascare Industries Pvt. Ltd.	Tamil Nadu	0.07
1452.	Mahabal Auto Ancillaries Pvt. Ltd.	Uttarakhand	0.06
1453.	Murugappa Morgan Thermal Ceramics Ltd.	Gujarat	0.06
1454.	MTAR Technologies Pvt. Ltd.	Andhra Pradesh	0.06

1	2	3	4
1455.	C S Castings Pvt. Ltd.	Punjab	0.06
1456.	Velatal Spinning Mills (P) Ltd.	Tamil Nadu	0.06
1457.	BRT Spinners Private Ltd.	Tamil Nadu	0.06
1458.	Sri Saravanaa Spinning Mills	Tamil Nadu	0.06
1459.	ASF Insignia SEZ Pvt. Ltd., Gurgaon	Haryana	0.06
1460.	Mahindra & Mahindra Ltd.	Andhra Pradesh	0.06
1461.	S S Industries	Andhra Pradesh	0.05
1462.	J R Smelters Pvt. Ltd.	Tamil Nadu	0.05
1463.	Precot Meridian Ltd.	Kerala	0.05
1464.	Mainetti India Pvt. Ltd.	Tamil Nadu	0.05
1465.	Savera Pipes Pvt. Limited	Andhra Pradesh	0.05
1466.	Bhagyanagar India Limited	Andhra Pradesh	0.05
1467.	Sri Balaji Textiles	Tamil Nadu	0.05
1468.	Rajalakshmi Spinners Pvt. Ltd.	Tamil Nadu	0.05
1469.	Rishi FIBC Solutions Pvt. Ltd.	Gujarat	0.05
1470.	Nisha Kishan Spinning Mills Pvt. Ltd.	Tamil Nadu	0.05
1471.	Steel Stripes Wheels Ltd.	Tamil Nadu	0.05
1472.	Skypack India Pvt. Ltd., Ballabgarh	Haryana	0.05
1473.	Veera Associates Spinning Division	Andhra Pradesh	0.04
1474.	Excel Woven Sacks Pvt. Ltd.	Andhra Pradesh	0.04
1475.	CPC (P) Ltd.	Tamil Nadu	0.04
1476.	Rajapalayam Textiles	Tamil Nadu	0.04
1477.	Aravind Ceramic Industries Ltd.	Tamil Nadu	0.04
1478.	Vegetna Laboratories Pvt. Ltd.	Andhra Pradesh	0.04
1479.	Rocks Forever Inc.	Andhra Pradesh	0.04
1480.	Agarvanshi Aluminium Ltd.	Andhra Pradesh	0.04
1481.	RBA Exports (P) Ltd.	Tamil Nadu	0.04
1482.	Shri AP Textiles	Andhra Pradesh	0.04
1483.	Gee Emm Spinfab Limited	Punjab	0.04

1	2	3	4
1484.	Sri Sapthagiri Paper Mills Ltd.	Tamil Nadu	0.03
1485.	Emmennar Bio Tech Pvt. Ltd.	Andhra Pradesh	0.03
1486.	SBJ Alloys	Punjab	0.03
1487.	SVPB Spinners Ltd.	Tamil Nadu	0.03
1488.	Arvinder Pal Singh C/o R G Industries	Punjab	0.03
1489.	KG Denim Ltd.	Tamil Nadu	0.03
1490.	PSL Limited	Tamil Nadu	0.03
1491.	TTK LIG LTD.	Tamil Nadu	0.03
1492.	Best Colour Solutions India Pvt. Ltd.	Tamil Nadu	0.03
1493.	G C Threads Pvt. Ltd.	Punjab	0.03
1494.	V B Medicare Pvt. Ltd.	Tamil Nadu	0.03
1495.	Mithila Malleables (P) Ltd.	Punjab	0.03
1496.	Pankaj Polytec Private Limited	Andhra Pradesh	0.02
1497.	Ferromet Steels Pvt. Ltd.	Tamil Nadu	0.02
1498.	Kashi Enterprises Ltd.	Uttarakhand	0.02
1499.	Blend Colours (P) Ltd.	Andhra Pradesh	0.02
1500.	Harshni Textiles Ltd.	Tamil Nadu	0.02
1501.	Gland Pharma Limited	Andhra Pradesh	0.02
1502.	Lambodara Automotive P Ltd.	Tamil Nadu	0.02
1503.	Kwality Feeds Limit	Andhra Pradesh	0.02
1504.	Everest Industries Ltd.	Uttarakhand	0.02
1505.	S V Sacks Pvt. Ltd.	Andhra Pradesh	0.02
1506.	Shri Ramalinga Mills Ltd.	Tamil Nadu	0.02
1507.	NSP Knitting Mills Ltd.	Tamil Nadu	0.02
1508.	TM Tyres Limited	Andhra Pradesh	0.02
1509.	Sun Pharmaceutical Industries Ltd., ChED	Tamil Nadu	0.02
1510.	Skytech Steel Pvt. Ltd., Sonapat	Haryana	0.01
1511.	Navneet Gupta C/O Laxmi Industries	Punjab	0.01
1512.	Hindustan Zinc Limited	Uttarakhand	0.01



1	2	3	4
1513.	Hindustan Motors Ltd.	Tamil Nadu	0.01
1514.	GVK Hotels Ltd.	Andhra Pradesh	0.01
1515.	Meenakshi Energy Private Ltd.	Andhra Pradesh	0.01
1516.	Sarmangal Synthetics Private Ltd.	Tamil Nadu	0.01
1517.	I P Rings Ltd.	Tamil Nadu	0.01
1518.	Murugan Textiles Ltd.	Tamil Nadu	0.01
1519.	Abhirama Steels (P) Ltd.	Andhra Pradesh	0.01
1520.	Viswabharathi Spinning Mills Pvt. Ltd.	Andhra Pradesh	0.01
1521.	Oriental Scientific Dyers	Punjab	0.01
1522.	Praveen Foundry (P) Ltd.	Tamil Nadu	0.01
1523.	Sri Chimmanlal Paper Mills	Andhra Pradesh	0.01
1524.	Shri Indhira Cotton Mills Pvt. Ltd.	Tamil Nadu	0.01
1525.	Sri Ramiah Spinners Ltd.	Tamil Nadu	0.01
1526.	Daebu Automotive Seat India Pvt. Ltd.	Tamil Nadu	0.01
1527.	Subburaj Textile Mill (P) Ltd.	Tamil Nadu	0.01
1528.	Cronimet Alloys India Ltd.	Andhra Pradesh	0.01
1529.	Vishnu Malleables Pvt. Ltd.	Punjab	0.01
1530.	Sowmiya Spinners Private Limited	Tamil Nadu	0.01
1531.	Binani Zinc Ltd., Binanipuram, Kerala	Kerala	0.00
1532.	Shasun Pharmaceuticals Ltd.	Tamil Nadu	0.00
1533.	Sreenidhi Spintex (P) Ltd.	Andhra Pradesh	0.00
1534.	Rathna Packaging (I) P Ltd.	Tamil Nadu	0.00
1535.	R R Industries Ltd.	Tamil Nadu	0.00
1536.	Subburaj Spinning Mills Pvt. Ltd.	Tamil Nadu	0.00
1537.	Fuso Glass India Pvt. Ltd.	Tamil Nadu	0.00
1538.	Sidhaarth Yarn Processors	Andhra Pradesh	0.00
1539.	Brindha Cotton Mill (P) Ltd.	Tamil Nadu	0.00
1540.	Orchid Chemicals & Pharmaceuticals Ltd.	Tamil Nadu	0.00
1541.	Viki Industries Pvt. Ltd.	Tamil Nadu	0.00

## ANNEXURE IV

## LIST OF BUYERS WITH PXIL (2014-15)

Sl.No.	Name of the Buyer	State	Buy Volume (MUs)
1	2	3	4
1.	Uttar Pradesh Power Corporation Ltd. (UPPCL)	Uttar pradesh	161.92
2.	Essar Steel India Limited	Gujarat	38.94
3.	Bodal Chemicals Ltd. Unit 7	Gujarat	14.66
4.	KSEB	Kerela	14.07
5.	Bhansali Engineering Polymers Ltd.	Rajasthan	11.07
6.	IFFCO Plant, Kandla	Gujarat	10.63
7.	Bihar State Power Holding Company Limited	Bihar	8.77
8.	Oracle Granito Ltd.	Gujarat	8.31
9.	Orient Abrasives Ltd., (Porbandar)	Gujarat	8.04
10.	Dishman Pharmaceutical and Chemicals Limited	Gujarat	7.08
11.	Aarvee Denims and Exports Ltd.	Gujarat	7.05
12.	Deep Alloys	Gujarat	5.25
13.	WBSedcl	West Bengal	4.73
14.	Astron Paper and Board Mill Ltd.	Gujarat	4.70
15.	City Tiles Ltd.	Gujarat	4.13
16.	Rajasthan	Rajasthan	3.84
17.	MSEDCL	Maharashtra	3.83
18.	Ramayana Ispat Pvt. Ltd.	Rajasthan	2.94
19.	Jay Chemical Industries Ltd. HT 800489	Gujarat	2.74
20.	Mangala Products Private Ltd.	Rajasthan	1.70

1	2	3	4
21.	Stovec Industries Ltd.	Gujarat	1.58
22.	Riwasa Tiles Ltd.	Gujarat	1.33
23.	Astral Poly Technik Ltd. Cons No 18396	Gujarat	1.30
24.	Tarachand Impex Limited	Gujarat	1.24
25.	Ratnamani Metals and Tubes Ltd.	Gujarat	1.16
26.	Sorabh Cement Limited, Jhalra	Rajasthan	1.16
27.	Mangalam Alloys Ltd., Chhatral	Gujarat	0.81
28.	Asian Granito (India) Ltd. Consumer No. 33245	Gujarat	0.79
29.	Punjab State Power Corporation Limited, PTC	Punjab	0.68
30.	Cengres Tiles Ltd.	Gujarat	0.57
31.	Sarvapriya Industries Ltd., Manesar Gurgaon	Haryana	0.57
32.	Amneal Pharmaceuticals Co. (I) Pvt. Ltd.	Gujarat	0.52
33.	Raajratna Metal Ind Ltd.	Gujarat	0.49
34.	Bansal Alloys and Metals Private Ltd. POA 0144	Punjab	0.46
35.	Gridco Limited	Orissa	0.46
36.	SPM Autocom Systems Pvt. Ltd. Gurgaon	Haryana	0.46
37.	Ambuja Intermediates Ltd.	Gujarat	0.45
38.	Hindustan Syringes Medical Devices Ltd., Faridabad	Haryana	0.33
39.	Specific Ceramics Limited	Gujarat	0.26
40.	UT Chandigarh	Chandigarh	0.16
41.	BSES Rajdhani Power Limited	Delhi	0.15
42.	Ratnesh Metal Industries Pvt. Ltd.	Gujarat	0.14
43.	Skol Breweries Ltd., Sonapat	Haryana	0.13
44.	Major Cement Pvt. Ltd.	Gujarat	0.12

1	2	3	4
45.	Well Known Polyesters Ltd. -HTC-1148	Daman	0.12
46.	Sandvik Asia Pvt. Ltd.	Gujarat	0.12
47.	TNEB	Tamil Nadu	0.11
48.	BEST	Maharashtra	0.10
49.	BSL Castings Pvt. Ltd., Faridabad	Haryana	0.10
50.	Universal Metal Co. Ltd.	Gujarat	0.09
51.	Rajdhani Iron Products (P) Ltd.	Punjab	0.08
52.	Rohit Steels Rohtak	Haryana	0.08
53.	Paramount Paper Mills, Panchkula	Haryana	0.07
54.	BSES Yammuna	Delhi	0.06
55.	Orbit Resorts Pvt. Ltd., Gurgaon	Haryana	0.05
56.	Jalaram Ceramics Ltd., Karoli	Gujarat	0.03
57.	Metro Tyres Limited POA-421	Punjab	0.01
58.	The Supreme Industries Limited, Lalru POA - 459	Punjab	0.01
59.	TPC D	Maharashtra	0.01
60.	Magic Wires Pvt. Ltd.	Uttarakhand	0.00
61.	Sri Karvembu Textiles Pvt. Ltd.	Tamil Nadu	0.00

LIST OF BUYERS WITH PXIL (2013-14)

Sl.No.	Name of the Buyer	State	Buy Volume (MUs)
1	2	3	4
1.	Uttar Pradesh Power Corporation Ltd., (UPPCL)	Uttar Pradesh	147.39
2.	Uttarakhand Power Corporation	Uttaranchal/Uttarakhand	129.77
3.	Sumeet Industries Ltd.	Gujarat	62.74
4.	JVVNL	Rajasthan	58.43
5.	Punjab State Power Corporation Ltd.	Punjab	52.61

1	2	3	4
6.	Essar Steel India Limited	Gujarat	49.92
7.	Binani Cement Limited, Binanigram, Sirohi	Rajasthan	48.21
8.	Well Known Polyesters Ltd. -HTC-1148	Daman and Diu	31.78
9.	Binani Cement Limited	Rajasthan	26.85
10.	Jay Chemical Industries Ltd.	Gujarat	23.35
11.	Sintex Ind Ltd., Kalol	Gujarat	23.32
12.	Dishman Pharmaceutical and Chemicals Limited	Gujarat	20.49
13.	Mangalam Alloys Ltd., Chhatral	Gujarat	19.78
14.	Deepak Nitrite Limited, Nandesari	Gujarat	19.47
15.	Bodal Chemicals Ltd., Unit 7	Gujarat	18.84
16.	Sunrise Containers Ltd.	Gujarat	14.02
17.	GHCL Limited, Bhilad	Gujarat	13.85
18.	C.S.P. Distribution Co. Ltd.	Chhattisgarh	13.32
19.	Aarvee Denims and Exports Ltd., HT 8000973	Gujarat	12.81
20.	Bhansali Engineering Polymers Ltd.	Rajasthan	12.74
21.	Tneb	Tamil Nadu	12.69
22.	Camphor and Allied Products Ltd., (Nandesari)	Gujarat	12.62
23.	Oracle Granito Ltd.	Gujarat	12.44
24.	Mangala Products Private Ltd.	Rajasthan	11.80
25.	MSEDCL	Maharashtra	10.53
26.	Ambuja Intermediates Ltd.	Gujarat	10.08
27.	BEST	Maharashtra	9.61
28.	UT Chandigarh	Chandigarh	8.96
29.	Jalaram Ceramics Ltd., Karoli	Gujarat	8.80
30.	Ratnamani Metals and Tubes Ltd.	Gujarat	8.56
31.	Cengres Tiles Ltd.	Gujarat	8.23

1	2	3	4
32.	Universal Metal Co. Ltd.	Gujarat	8.20
33.	Asian Granito (India) Ltd. Consumer No. 33245	Gujarat	8.16
34.	Torrent Power Limited, Ahmedabad Distribution	Gujarat	7.91
35.	Orient Abrasives Ltd., (Porbandar)	Gujarat	7.36
36.	Best Paper Mills Pvt. Ltd.	Gujarat	7.30
37.	S.A.L Steel Limited, Bharapar, (Gandhidham)	Gujarat	6.96
38.	Regent Granito India Ltd.	Gujarat	6.51
39.	SPM Autocom Systems Pvt. Ltd., Gurgaon	Haryana	6.43
40.	Jindal Worldwide Ltd.	Gujarat	6.38
41.	Raajratna Metal Ind Ltd.	Gujarat	6.37
42.	Shah Alloys Ltd., Santej	Gujarat	6.16
43.	Hindusthan National Glass and Industries Ltd. Bahadurgarh	Haryana	6.04
44.	Sachin Paper Mills Private Ltd.	Gujarat	5.88
45.	GHCL Veraval	Gujarat	5.64
46.	IFFCO Plant Kandla	Gujarat	5.30
47.	Tarachand Impex Limited	Gujarat	5.24
48.	KSEB	Kerala	4.69
49.	Filatex India Limited	Gujarat	4.26
50.	City Tiles Ltd.	Gujarat	3.98
51.	Best Paper Mills Pvt. Ltd., Unit II Cons No 38335	Gujarat	3.91
52.	Astron Paper And Board Mill Ltd.	Gujarat	3.65
53.	Chemieorganic Chemicals(I) Pvt. Ltd.	Gujarat	3.63
54.	Shaifali Steels limited	Gujarat	3.55
55.	Sarvapriya Industries Ltd., Manesar, Gurgaon	Haryana	3.52

1	2	3	4
56.	Bansal Alloys and Metals Private Ltd., POA 0144	Punjab	3.44
57.	Sri Balaji Forgings (P) Ltd.	Rajasthan	3.10
58.	Ramayana Ispat Pvt. Ltd.	Rajasthan	2.99
59.	Bharat Rasayan Ltd.	Gujarat	2.97
60.	Sandvik Asia Pvt.ltd.	Gujarat	2.93
61.	C. M. Smith and Sons Limited	Gujarat	2.85
62.	United Phosphorus Ltd.	Gujarat	2.62
63.	Gokulanand Texturisers Pvt. Ltd.	Gujarat	2.60
64.	Shree Balaji Furnaces (P) Ltd.	Rajasthan	2.58
65.	Jay Chemical Industries Ltd. HT 800489	Gujarat	2.14
66.	Crystal Ceramic Industries Pvt. Ltd.	Gujarat	1.99
67.	Sorabh Cement Limited, Jhalra	Rajasthan	1.90
68.	Elegant Dyeing & Processing Ltd.	Haryana	1.88
69.	Swastik Cercon Ltd.	Gujarat	1.76
70.	United Phosphorus Ltd., Unit 1	Gujarat	1.66
71.	United Phosphorus Ltd., Unit 2	Gujarat	1.63
72.	Banswara Syntex TPP Unit	Rajasthan	1.45
73.	Banswara Syntex Limited, 33KV Unit BSL 1 Feeder	Rajasthan	1.44
74.	Ratnesh Metal Industries Pvt. Ltd.	Gujarat	1.25
75.	Parabolic Drugs Ltd. POA 353	Punjab	1.20
76.	WBSedcl	West Bengal	1.20
77.	Amneal Pharmaceuticals Co. I, Pvt. Ltd.	Gujarat	0.84
78.	Highway Industries Limited, Poa-0465	Punjab	0.81
79.	APCPDCL/APPCC	Andhra Pradesh	0.77
80.	BSL Castings Pvt. Ltd., Faridabad	Haryana	0.76
81.	Ester Industries Ltd.	Uttaranchal/Uttarakhand	0.69

1	2	3	4
82.	Chirpal Industries Ltd.	Gujarat	0.67
83.	Stovec Industries Ltd.	Gujarat	0.67
84.	Hindusthan National Glass Industries Ltd.	Uttaranchal/Uttarakhand	0.62
85.	Paramount Paper Mills, Panchkula	Haryana	0.53
86.	Major Cement Pvt. Ltd.	Gujarat	0.45
87.	Alps Industries Ltd., Plot No 1 B SIDCUL	Uttaranchal/Uttarakhand	0.41
88.	TSECL Agartala, Tripura	Tripura	0.41
89.	Hindustan Syringes Medical Devices Ltd., Faridabad	Haryana	0.39
90.	Nandan Exim Ltd.	Gujarat	0.38
91.	Sri Karvembu Textiles Pvt. Ltd.	Tamil Nadu	0.22
92.	Mahindra & Mahindra Limited (Swaraj Foundry)	Punjab	0.20
93.	Asahi India Glass Ltd.	Uttaranchal/Uttarakhand	0.20
94.	LA OPALA RG Ltd.	Uttaranchal/Uttarakhand	0.14
95.	Machino Polymers Limited	Haryana	0.13
96.	Rohit Steels, Rohtak	Haryana	0.13
97.	Gujarat Ambuja Exports Ltd.	Gujarat	0.12
98.	Kabra Plastics Ltd.	Gujarat	0.11
99.	BSES Rajdhani Power Limited	Delhi	0.04
100.	Deptt. of Power, Govt. of Nagaland	Nagaland	0.04
101.	Milano Papers Pvt. Ltd.	Gujarat	0.03
102.	Sajjan India Ltd.	Gujarat	0.03
103.	BSES Yammuna	Delhi	0.03
104.	Gujarat Fluorochemicals Limited, Ranjitnagar	Gujarat	0.02
105.	Magic Wires Pvt. Ltd.	Uttaranchal/Uttarakhand	0.01



LIST OF BUYERS WITH PXIL (2012-13)

Sl.No.	Name of the Buyer	State	Buy Volume (MUs)
1	2	3	4
1.	Rajasthan	Rajasthan	129.12
2.	Uttar Pradesh Power Corporation Ltd.	Uttar Pradesh	72.38
3.	Punjab State Power Corporation Ltd.	Punjab	59.98
4.	Binani Cement Limited	Rajasthan	40.58
5.	MSEDCL	Maharashtra	36.63
6.	WBSIEDCL	West Bengal	29.92
7.	APCPDCL/APPCC	Andhra Pradesh	23.04
8.	KSEB	Kerala	21.15
9.	Dishman Pharmaceutical and Chemicals Limited	Gujarat	19.66
10.	M.P. Power Trading Company Limited	Madhya Pradesh	17.80
11.	UT Chandigarh	Chandigarh	15.75
12.	Shah Alloys Ltd. Santej	Gujarat	11.32
13.	TNEB	Tamil Nadu	10.67
14.	BEST	Maharashtra	10.56
15.	Sintex Ind Ltd., Kalol	Gujarat	8.79
16.	Asian Granito (India) Ltd.	Gujarat	8.56
17.	M/S Sintex Ind Ltd., Kalol	Gujarat	8.30
18.	Bhansali Engineering Polymers Ltd.	Rajasthan	7.79
19.	Deepak Nitrite Limited, Nandesari	Gujarat	6.99
20.	Gridco Limited	Orissa	6.37
21.	Jay Chemical Industries Ltd.	Gujarat	6.32
22.	Punjab Alkalies & Chemicals Ltd., POA 0307	Punjab	5.97
23.	Sri Balaji Forgings (P) Ltd.	Rajasthan	5.25
24.	Ultratech Cement Ltd., PREDC HTSC 53	Tamil Nadu	5.07

1	2	3	4
25.	United Phosphorus Ltd.	Gujarat	4.73
26.	Hinduja Foundries HTSC 573	Tamil Nadu	4.68
27.	Sundaram Clayton Ltd. 1109, CHEDC W HTSC	Tamil Nadu	4.21
28.	Sri Jayajothi & Co. HTSC 170	Tamil Nadu	3.98
29.	Regent Granito India Ltd.	Gujarat	3.85
30.	Hinduja Foundries HTSC 1347	Tamil Nadu	3.74
31.	Hinduja Foundries Ltd., HTSC 1072	Tamil Nadu	3.48
32.	Mangalam Alloys Ltd., Chhatral	Gujarat	3.15
33.	Elegant Dyeing & Processing Ltd.	Haryana	3.09
34.	Sunrise Containers Ltd.	Gujarat	3.08
35.	Cengres Tiles Ltd.	Gujarat	2.97
36.	S.A.L. Steel Limited, Bharapar, (Gandhidham)	Gujarat	2.82
37.	Oracle Granito Ltd.	Gujarat	2.78
38.	GHCL, Veraval	Gujarat	2.78
39.	Sambandam Spinning Mills	Tamil Nadu	2.68
40.	Shri Govindaraja Mills Ltd.	Tamil Nadu	2.55
41.	Shree Balaji Furnaces (P) Ltd.	Rajasthan	2.52
42.	Parabolic Drugs Ltd. POA 353	Punjab	2.31
43.	Patspin India Ltd. HTSC 306	Tamil Nadu	2.04
44.	Sharadha Terry Products Ltd., HTSC 529	Tamil Nadu	2.04
45.	Khivraj Tech Park Pvt. Ltd., CEDCS HTSC 606	Tamil Nadu	1.92
46.	M/S Shanti Shirting Pvt. Ltd.	Gujarat	1.86
47.	V R Foundries CBE MEDC HTSC 92	Tamil Nadu	1.77
48.	Chiripal Poly Films Limited	Gujarat	1.73
49.	Balaji Industrial Products Ltd., Jhotwara	Rajasthan	1.71

1	2	3	4
50.	Trident Limited (Formerly Abhishek Industries Ltd.)	Punjab	1.70
51.	Kandagiri Spinning Mills Ltd.	Tamil Nadu	1.63
52.	ABC Paper Ltd. POA 0282	Punjab	1.62
53.	Sulaiman Steels TMEDC HTSC 59	Tamil Nadu	1.47
54.	Milano Papers Pvt. Ltd.	Gujarat	1.39
55.	Highway Industries Limited, POA-0465	Punjab	1.35
56.	Chirpal Industries Ltd.	Gujarat	1.33
57.	Ginni International Ltd.	Rajasthan	1.30
58.	Rajave Textiles(p) Ltd., HTSC 121	Tamil Nadu	1.17
59.	Toyota Kirloskar Motor Pvt. Ltd. Bidadadi	Karnataka	1.09
60.	Sree Narasimha Textiles Pvt. Ltd.	Tamil Nadu	1.06
61.	Jai Durga Cottex, Samalkha, Panipat	Haryana	1.02
62.	Swastik Cercon Ltd.	Gujarat	0.98
63.	ARS Metals Ltd.	Tamil Nadu	0.96
64.	Ganga Acrowools Ltd. POA 273	Punjab	0.93
65.	C. M. Smith and Sons Limited	Gujarat	0.90
66.	Nisha Kishan Spinning Mills Pvt. Ltd. TNEDC HTSC 32	Tamil Nadu	0.89
67.	Banswara Syntex TPP Unit	Rajasthan	0.89
68.	Nandan Exim Ltd.	Gujarat	0.89
69.	Unicast Alloys Pvt. Ltd., HTSC 579	Tamil Nadu	0.88
70.	Camphor and Allied Products Ltd. (Nandesari)	Gujarat	0.84
71.	Ambuja Intermediates Ltd.	Gujarat	0.83
72.	Vindhya Spinning Mills (P) Ltd., HTSC 175	Tamil Nadu	0.83
73.	A P Paper Mills Ltd., POA 0136	Punjab	0.79
74.	Sambandam Siva Textile Ltd., HTSC 177	Tamil Nadu	0.77

1	2	3	4
75.	Tata Power Delhi Distribution Limited	Delhi	0.74
76.	Arthanari Loom Centre Textile Pvt. Ltd., SEDC HTSC 190	Tamil Nadu	0.74
77.	Premier Cotton Textiles UEDC HTSC 207	Tamil Nadu	0.72
78.	Shah Foils Ltd.	Gujarat	0.68
79.	Indoshell Cast (P) Ltd.	Tamil Nadu	0.65
80.	Sterling Biotech Ltd., NGEDC HTSC 69	Tamil Nadu	0.62
81.	Silver Spring Spinners Ltd. VEDC HTSC 174	Tamil Nadu	0.61
82.	Solaris Chemtech Industries Ltd.	Karnataka	0.61
83.	Gtn Enterprises Ltd., HTSC 134	Tamil Nadu	0.60
84.	P M P Iron and Steels Ltd., CEDCN HTSC 1642	Tamil Nadu	0.60
85.	Magna Electrocasting Limited, HTSC 585	Tamil Nadu	0.55
86.	Ashley Alteams India Ltd., TMEDC HTSC 51	Tamil Nadu	0.54
87.	PSG Industrial Institute CBE SEDC HTSC 26	Tamil Nadu	0.51
88.	Divyalakshmi Textiles Private Ltd., HTSC 269	Tamil Nadu	0.51
89.	United Foundries Pvt. Ltd., VEL EDC HTSC 1064	Tamil Nadu	0.49
90.	Supreme Coated Board Mills Ltd., VEDC HTSC 230	Tamil Nadu	0.46
91.	BRPL PMG	Delhi	0.44
92.	Nexo Products India	Punjab	0.43
93.	Shri Harikrishna Papers Pvt. Ltd., DEDC HTSC 89	Tamil Nadu	0.43
94.	Naveen Cotton Mill Pvt. Ltd., HTSC 134	Tamil Nadu	0.43

1	2	3	4
95.	SPM Autocom Systems Pvt. Ltd., Gurgaon	Haryana	0.41
96.	Banswara Syntex Limited, 33kv Unit BSL 1 Feeder	Rajasthan	0.40
97.	Oracle Granito Ltd. Unit-2 (Himatnagar)	Gujarat	0.37
98.	Lambadhara Textiles Limited DEDC HTSC 173	Tamil Nadu	0.36
99.	Sandvik Asia Pvt. Ltd.	Gujarat	0.33
100.	Paramount Textile Mills Pvt. Ltd. MD EDC HTSC 40	Tamil Nadu	0.33
101.	Universal Metal Co. Ltd.	Gujarat	0.31
102.	HFCL Info Telecom Ltd. POA 0418	Punjab	0.31
103.	City Tiles Ltd.	Gujarat	0.27
104.	Cheslind Textiles Ltd. DHEDC HTSC 170	Tamil Nadu	0.26
105.	M/s. Karnataka Strips Limited, 3rd Stage Mundargi Industrial Area, Bellary	Karnataka	0.26
106.	BSES Yammuna	Delhi	0.25
107.	Ms Healthcaps India Limited, POA 415	Punjab	0.25
108.	Premier SPG & WVG Mills Pvt. Ltd., DHEDC HTSC 328	Tamil Nadu	0.25
109.	Premier Mills Ltd., UEDC HTSC 265	Tamil Nadu	0.24
110.	Paramount Paper Mills, Panchkula	Haryana	0.23
111.	Jayalakshmi Textiles (P) Ltd. VEDC HTSC 157	Tamil Nadu	0.23
112.	GKN Driveline India Ltd., CEDC HTSC 677	Tamil Nadu	0.22
113.	Kalptaru Alloys Pvt. Ltd., (Ranasar)	Gujarat	0.21
114.	Loyal Textile Mills Ltd. HTSC 70	Tamil Nadu	0.20
115.	GVG Paper Mills Private Ltd. DEDC HTSC 61	Tamil Nadu	0.20

1	2	3	4
116.	Bright Foundries Coimbatore (P) Ltd., CBE NEDC HTSC 381	Tamil Nadu	0.19
117.	Rambhadra Industries Pvt. Ltd.	Andhra Pradesh	0.17
118.	CPC (P) Ltd., PEDC HTSC 131	Tamil Nadu	0.16
119.	Mahindra & Mahindra Limited, (Swaraj Foundry)	Punjab	0.16
120.	Brigade Enterprises Ltd. (Sherton Hotel)	Karnataka	0.16
121.	KPR Mill Ltd. Arasur HTSC 641	Tamil Nadu	0.13
122.	Ultra Tech Cement Limited, Ginigera Koppal TQ & Distt. Gulbarga	Karnataka	0.12
123.	K P R Mills Ltd. HTSC 447	Tamil Nadu	0.12
124.	Hans Industries Pvt. Ltd.	Gujarat	0.12
125.	PVR Spinning & Weaving Limited (ELR-526)	Andhra Pradesh	0.10
126.	Jagannath Textile Company Ltd. HTSC 418	Tamil Nadu	0.10
127.	SIMS Ceramic Pvt. Ltd.	Gujarat	0.09
128.	Chowdary Spinners Ltd. (ELR-339)	Andhra Pradesh	0.09
129.	Lucky Yarn Tex India Ltd. HTSC 332	Tamil Nadu	0.08
130.	Vishnuvardhan Paper Mills Pvt. Ltd. HTSC 53	Tamil Nadu	0.08
131.	Bala Balajee Textiles Ltd.	Andhra Pradesh	0.07
132.	Delhi Forge Ltd., Ballabgarh, Faridabad	Haryana	0.06
133.	Eveready Spinning Mills (P) Ltd. HTSC 104	Tamil Nadu	0.06
134.	Gowthami Spintex Ltd. (ELR-719)	Andhra Pradesh	0.06
135.	Mani Spinning Mills Pvt. Ltd. HTSC 282	Tamil Nadu	0.06
136.	Mani Spinning Mills Pvt. Ltd. Unit 1 HTSC 177	Tamil Nadu	0.06

1	2	3	4
137.	Sri Lakshmi Saraswathi Textiles Ltd. TVEDC HTSC 2	Tamil Nadu	0.05
138.	KPR Mills HTSC 275	Tamil Nadu	0.05
139.	Coimbatore Polytex Pvt. Ltd. CBE SEDC HTSC 105	Tamil Nadu	0.04
140.	Karthikeya Paper and Boards Ltd. HTSC 61	Tamil Nadu	0.04
141.	Prima Products Pvt. Ltd. CBE SEDC HTSC 430	Tamil Nadu	0.03
142.	Venkraft Paper Mill Pvt. Ltd. 396 DHEDC HTSC 396	Tamil Nadu	0.03
143.	Veejay Lakshmi Textiles Ltd. HTSC 212	Tamil Nadu	0.03
144.	Pharmazell Ltd. HTSC 369	Tamil Nadu	0.03
145.	Shiva Textyarn Ltd. HTSC 84	Tamil Nadu	0.02
146.	Veejay Syntax Pvt. Ltd. HTSC 135	Tamil Nadu	0.02
147.	Ambika Cotton Mills Limited	Tamil Nadu	0.02
148.	Avaneetha Textiles Ltd., Kaniyur HTSC 411	Tamil Nadu	0.02
149.	Bannari Amman Spinning Mills HTSC 171	Tamil Nadu	0.02
150.	Karnataka Strips Limited, 3rd Stage Mundargi Industrial Area, Bellary	Karnataka	0.02
151.	Kirloskar Ferrous Industries Ltd., Bevinahalli Village, Hitnal, Koppal	Karnataka	0.01
152.	Kalptaru Papers Limited	Gujarat	0.01
153.	Shri Ramalinga Mills Ltd. HTSC 122	Tamil Nadu	0.01
154.	Shasun Chemicals and Drugs Ltd. CDEDC HTSC 94	Tamil Nadu	0.01
155.	Vinayaka Alloys Pvt. Ltd. CEDC N HTSC 1591	Tamil Nadu	0.01
156.	G V Cotton Mills Private Limited HTSC 340	Tamil Nadu	0.00

1	2	3	4
157.	V R Textiles Private Ltd. HTSC 2	Tamil Nadu	0.00
158.	Thiru Thaanigai Spinning Mill (P) Ltd. GEDC HTSC 49	Tamil Nadu	0.00
159.	Mallur Siddeswara Spinning Mills (P) Ltd. HTSC 89	Tamil Nadu	0.00
160.	RBA Exports (P) Ltd. CEDC N HTSC 1824	Tamil Nadu	0.00



## ANNEXURE V

## LIST OF SELLERS WITH IEX (2014-15)

Sl.No.	Name of the Seller	State	Sell Volume (MU)
1	2	3	4
1.	SESA Sterlite Limited	Orissa	1798.58
2.	JPL	Chhattisgarh	1647.92
3.	GOHP	Himachal Pradesh	1296.94
4.	Jindal Steel and Power Ltd.	Chhattisgarh	1277.88
5.	MP Power Management Co. Ltd.	Madhya Pradesh	1106.79
6.	GUVNL	Gujarat	984.87
7.	Haryana Power Purchase Centre	Haryana	972.44
8.	Jindal Power Ltd. Stage 2	Chhattisgarh	901.66
9.	Karcham Wangtoo HEP	Himachal Pradesh	757.31
10.	Himachal Pradesh	Himachal Pradesh	742.07
11.	CSP Distribution Co. Ltd.	Chhattisgarh	704.78
12.	GMR Kamalanga Energy Ltd.	Orissa	632.85
13.	Jindal Steel & Power Ltd. (JSPL CSEB)	Chhattisgarh	585.80
14.	Jaypee Nigrie Super Thermal Power Plant	Madhya Pradesh	559.91
15.	MSEDCL GEPL	Maharashtra	542.63
16.	ACB India Limited	Chhattisgarh	508.04
17.	Maithon Power Limited	Jharkhand	480.25
18.	TSECL	Tripura	453.31
19.	GRIDCO	Orissa	448.36
20.	Tata Power Delhi Distribution Limited	Delhi	444.84
21.	JVVNL	Rajasthan	436.91

1	2	3	4
22.	JSWEL	Karnataka	385.47
23.	GoHP (12% Free Power from Karcham Wangtoo Project)	Himachal Pradesh	382.46
24.	Shree Cement Ltd. TPS	Rajasthan	373.85
25.	Energy & Power Deptt., Govt. of Sikkim	Sikkim	357.46
26.	Jindal India Thermal Power Limited (JITPL)	Orissa	336.72
27.	Tata Power Haldia	West Bengal	289.10
28.	J & K Power Development Department	Jammu and Kashmir	284.08
29.	Gati Infrastructure Ltd.	Sikkim	271.72
30.	WBSEDCL	West Bengal	259.60
31.	AD Hydro Power Limited	Himachal Pradesh	236.26
32.	NHPC Teesta V Power Station, Sikkim	Sikkim	233.63
33.	Adani Power Ltd. Mundra Stage 2	Gujarat	219.27
34.	Adani Power Ltd. HVDC Stage 3	Gujarat	215.89
35.	Tata Steel Limited	DVC	203.59
36.	Emco Energy Ltd.	Maharashtra	196.59
37.	BMM Ispat Ltd.	Karnataka	196.21
38.	BSES Rajdhani Power Limited (BRPL)	Delhi	185.86
39.	Korba West Power Company Ltd.	Chhattisgarh	181.52
40.	Essar Oil Ltd.	Gujarat	178.92
41.	ONGC Tripura Power Company Ltd.	Tripura	171.01
42.	DVC	DVC	163.65
43.	Simhapuri Energy Private Limited U 2	Andhra Pradesh	156.56
44.	Lanco Budhil Hydro Power Pvt. Ltd.	Himachal Pradesh	156.53
45.	SJVN Ltd. Naptha Jhakri HEP	Himachal Pradesh	156.28
46.	Adani Power Ltd., Mundra	Gujarat	155.93
47.	Essar Power Gujarat Limited	Gujarat	150.75
48.	NDMC	Delhi	149.34

1	2	3	4
49.	Adhunik Power and Natural Resources Ltd.	Jharkhand	144.32
50.	V S Lignite Power Private Ltd.	Rajasthan	138.94
51.	Malana Power Company Limited	Himachal Pradesh	123.46
52.	Dhariwal Infrastructure Ltd.	Maharashtra	113.04
53.	BLA Power Pvt. Ltd.	Madhya Pradesh	109.13
54.	Meenakshi Energy Pvt. Ltd.	Andhra Pradesh	107.52
55.	Vandana Vidhyut Ltd.	Chhattisgarh	106.90
56.	DB Power Ltd.	Chhattisgarh	106.28
57.	Electricity Deptt. Goa (EDG)	Goa	104.18
58.	ASEB	Assam	95.80
59.	BSES Yamuna Power Limited (BYPL)	Delhi	95.11
60.	Indian Cane Power Limited (ICPL)	Karnataka	93.31
61.	Nav Bharat Ventures Ltd.	Orissa	92.54
62.	GOHP Allain Duhangan Hydro Power Limited	Himachal Pradesh	78.45
63.	Aarti Steels Ltd. (CGP), Odisha	Orissa	77.89
64.	Bhilangana Hydro Power Ltd.	Uttarakhand	74.01
65.	KSK Mahanadi Power Company Ltd.	Chhattisgarh	73.18
66.	Spectrum Coal & Power Limited	Chhattisgarh	67.38
67.	Monnet Ispat, Raigarh	Chhattisgarh	64.34
68.	Jayaswal Neco Industries Ltd. (JNIL CSEB)	Chhattisgarh	64.04
69.	Bannari Amman Sugars Ltd.	Karnataka	63.87
70.	Jindal Steel & Power Ltd., Angul,, Odisha	Orissa	63.31
71.	JSW Energy Ltd., Ratnagiri Maharashtra Unit 2 & 4	Maharashtra	62.53
72.	Sai Wardha Power Ltd.	Maharashtra	59.29
73.	NHPC Rangit Power Station, Sikkim	Sikkim	56.25
74.	Sarda Metals & Alloys Ltd.	Andhra Pradesh	52.73

1	2	3	4
75.	Action Ispat & Power (P) Limited	Orissa	51.95
76.	Nava Bharat Ventures Ltd., Paloncha	Telangana	51.26
77.	Magpie Hydel Const. Operations Pvt. Ltd.	Jammu and Kashmir	48.43
78.	Choudhary Power Projects Pvt. Ltd.	Jammu and Kashmir	47.06
79.	R Infra (D)	Maharashtra	45.35
80.	Meghalaya Power Distribution Corporation Limited (MePDCL) MPPL	Meghalaya	45.04
81.	Manipur State Power Distribution Company Limited (MSPDCL)	Manipur	43.87
82.	NHPC Loktak Power Station	Manipur	43.33
83.	Davangere Sugar Company Limited (DSCL)	Karnataka	43.33
84.	DPE Mizoram	Mizoram	42.27
85.	Southern Power Distribution Company of AP Ltd. (APSPDCL)	Andhra Pradesh	41.38
86.	Jaypee Bina Thermal Power Plant	Madhya Pradesh	39.76
87.	SLS Power Corporation Limited	Telangana	38.54
88.	CESC	West Bengal	37.84
89.	Shamanur Sugars Limited (SSL)	Karnataka	36.54
90.	Havalga Plant of Shri Renuka Sugars Limited, Gulbarga	Karnataka	33.60
91.	Shathavahana Ispat Ltd.	Karnataka	33.18
92.	Salasar Steel & Power Ltd., Raigarh	Chhattisgarh	32.83
93.	Nava Bharat Energy India Limited	Telangana	32.71
94.	Hare Krishna Metallics	Karnataka	32.50
95.	ILC Iron & Steel Pvt. Ltd., Koppal	Karnataka	31.62
96.	Nandi SSK Niyamit	Karnataka	31.38
97.	Ugar Sugar, Belgaum	Karnataka	30.70
98.	Godavari Bio Refineries Limited	Karnataka	30.50

1	2	3	4
99.	EID Parry (India) Ltd. Bagalkot	Karnataka	28.81
100.	Vasavadatta Cements Prop Kesoram Industries Ltd.	Karnataka	28.23
101.	Star Metallics and Power Private Limited	Karnataka	28.12
102.	Essar Power MP Ltd.	Madhya Pradesh	27.94
103.	NSL Sugars Koppa Maddur, Taluk Mandya	Karnataka	27.85
104.	GoHP Malana II HEP	Himachal Pradesh	27.15
105.	Nirani Sugars Ltd. (Plant II)	Karnataka	26.91
106.	Core Green Sugar & Fuels Pvt. Ltd., Tumkur	Karnataka	26.63
107.	Meghalaya Power Distribution Corporation Limited (MePDCL) GEPL	Meghalaya	26.30
108.	Department of Power Govt. of Arunachal Pradesh	Arunachal Pradesh	25.90
109.	GoHP (12% Free Power from Greenko Budhil)	Himachal Pradesh	25.76
110.	Dhruvdesht Metasteel Pvt. Ltd. Hirebaganal	Karnataka	25.24
111.	Shree Cement Ltd.	Rajasthan	25.14
112.	Philips Carbon Black Limited Kochi, Kerala	Kerala	25.04
113.	Agarwal Sponge & Energy Private Limited	Karnataka	24.89
114.	HEG Ltd., Mandideep	Madhya Pradesh	24.34
115.	Hindustan Zinc Ltd., Chittorgarh	Rajasthan	24.27
116.	Penna Cement Industries Limited	Telangana	24.24
117.	Haryana Power Generation Corporation Ltd. (HPGCL)	Haryana	23.99
118.	APCPDCL	Telangana	23.53
119.	Sarda Energy Minerals	Chhattisgarh	23.22

1	2	3	4
120.	Jindal Stainless Ltd., Orissa	Orissa	23.21
121.	Soubhagya Laxmi Sugars Ltd.	Karnataka	22.83
122.	Satish Sugars Limited (SSL)	Karnataka	22.31
123.	GEM Sugars Limited	Karnataka	20.88
124.	Punjab State Power Corporation Ltd. (TPTCL)	Punjab	20.42
125.	Indian Sugar Manufacturing Co. Limited	Karnataka	20.35
126.	Aryan Ispat and Power Pvt. Limited	Orissa	20.19
127.	NEEPCO Assam Gas Based Power Project	Assam	20.00
128.	Hindustan Zinc Ltd., Kankroli	Rajasthan	19.72
129.	P & R Engg Services Pvt. Ltd.	J&K	18.68
130.	Chettinad Cement Corporation Limited	Karnataka	17.35
131.	Shri Girija Alloy and Power (I) Pvt. Ltd.	Andhra Pradesh	17.23
132.	Bhalkeshwar Sugars Ltd., Bhalki Tq Bidar Distt.	Karnataka	16.44
133.	Vijayanagar Sugar Pvt. Ltd., Mundargi	Karnataka	16.05
134.	Bharat Aluminium Company Ltd.	Chhattisgarh	15.94
135.	Visa Steel Ltd., Odisha	Orissa	14.69
136.	Athani Plant of Shri Renuka Sugars Limited	Karnataka	14.43
137.	Doodhganga Krishna Sahakari Sakkare Karkhane Niyanit Chikkodi Belgaum	Karnataka	14.39
138.	Hindustan Zinc Ltd., ZawarMines	Rajasthan	13.73
139.	Koganti Power Ltd., Yapalaparivi	Karnataka	13.46
140.	Steel Exchange India Limited	Andhra Pradesh	13.34
141.	GM Sugar and Energy Limited	Karnataka	13.23
142.	Vishwanath Sugars	Karnataka	12.46

1	2	3	4
143.	Shree Renuka Sugars Ltd., Munoli Cogen, Karnataka	Karnataka	11.87
144.	Anrak Aluminium Limited	Andhra Pradesh	11.58
145.	Dept. of Power Govt. of Nagaland	Nagaland	11.55
146.	Monnet Ispat, Raipur	Chhattisgarh	10.91
147.	OCL India Ltd., Rajgangpur, Odisha	Orissa	10.89
148.	Shri Hiranyakeshi Sahakari Sakkare Karkhane Niyamit	Karnataka	10.68
149.	Orient Cement Limited	Telangana	10.10
150.	Manali Sugars Ltd., Bijapur	Karnataka	9.74
151.	Shri Prabhulingeshwar Sugars & Chemicals Ltd., Siddapur	Karnataka	9.64
152.	Nava Bharat Ventures Ltd., Paloncha	Andhra Pradesh	9.58
153.	APCPDCL	Andhra Pradesh	9.16
154.	Bhagwati Power & Steel Ltd. BPSL	Chhattisgarh	8.84
155.	Lloyds Metals & Energy Ltd.	Maharashtra	8.78
156.	Shiraguppi Sugar Works Limited	Karnataka	8.45
157.	B S Ispat Ltd., Warora	Maharashtra	8.23
158.	Jai Balaji Industries, Rasmada	Chhattisgarh	8.14
159.	Vandana Global Ltd.	Chhattisgarh	8.09
160.	The Ramco Cements Limited	Andhra Pradesh	8.05
161.	Jamkhandi Sugars Ltd., Hirepadasalgi Nagnur	Karnataka	8.03
162.	Krishnaveni Sugars Limited	Telangana	7.74
163.	Dnyanayogi Shri Shivakumar Swamiji Sugars Ltd.	Karnataka	7.73
164.	Jaypee Sidhi Cement, Rewa	Madhya Pradesh	7.38
165.	Manihamsa Power Projects Limited	Andhra Pradesh	7.21
166.	JK Cement Works Limited, Muddapur	Karnataka	6.80
167.	Nava Bharat Energy India Limited	Andhra Pradesh	6.73

1	2	3	4
168.	My Home Industries Limited, Vepalasingaram	Telangana	6.68
169.	SKS Ispat Ltd. (SKSIP CSEB)	Chhattisgarh	6.55
170.	Sri Chamundeshwari Sugars Ltd. (SCSL)	Karnataka	6.06
171.	Nava Bharat Dharmavaram	Andhra Pradesh	6.03
172.	Deccan Cements Limited	Telangana	5.98
173.	SBQ Steels Ltd. (NLR 412)	Andhra Pradesh	5.97
174.	NEEPCO Agartala GTPP	AGARTALA	5.92
175.	Penna Cement Industries Limited	Andhra Pradesh	5.75
176.	My Home Industries Limited, Vepalasingaram	Andhra Pradesh	5.49
177.	Shri Shivsagar Sugar & Agro Products Ltd.	Karnataka	5.40
178.	Janki Corp Limited	Karnataka	5.34
179.	Kesoram Cements	Telangana	5.14
180.	MSP Steel & Power Ltd.	Chhattisgarh	5.04
181.	Shri Bajrang Power & Ispat Ltd., Tilda Division	Chhattisgarh	5.00
182.	NEEPCO Ranganadi HEP	Arunachal Pradesh	4.93
183.	Durgapur Projects Limited (DPL)	West Bengal	4.81
184.	J K Lakshmi Cement Ltd. CPP Feeder	Rajasthan	4.62
185.	Chhattisgarh Steel & Power Ltd.	Chhattisgarh	4.37
186.	Shri Bajrang Power & Ispat Ltd. TMT Division (SBMPL CSEB)	Chhattisgarh	4.04
187.	Adhunik Cement Limited	Meghalaya	4.01
188.	Philips Carbon Black Ltd., Palej	Gujarat	4.00
189.	Athani Farmers Sugar Factory Limited	Karnataka	3.93
190.	Sitapuram Power Limited	Telangana	3.86
191.	Uri (I) Power Station, JK	Jammu & Kashmir	3.43



1	2	3	4
192.	SLS Power Corporation Limited	Andhra Pradesh	3.43
193.	BMM Cements Limited	Andhra Pradesh	3.39
194.	Salal Power Station, JK	Jammu & Kashmir	3.37
195.	Saurashtra Cement Ltd.	Gujarat	3.36
196.	Himatsingka Seida Limited (HSL)	Karnataka	3.25
197.	Hindalco Industries Ltd. (Mahan Aluminium)	Madhya Pradesh	3.12
198.	Rameshwaram Steel & Power Pvt. Ltd.	Chhattisgarh	3.10
199.	Ultratech Cement Ltd., Kotputli Cement Works	Rajasthan	3.10
200.	Sree Rayalaseema Hi Strength Hypo Limited	Andhra Pradesh	3.09
201.	Electricity Wing of UT Chandigarh	Chandigarh	3.06
202.	India Cements Ltd.	Telangana	2.85
203.	Suryalakshmi Cotton Mills Ltd. (SCML)	Maharashtra	2.80
204.	Facor Power Limited, Odisha	Orissa	2.53
205.	Gayatri Power Private Limited	Telangana	2.42
206.	Chamera I Power Station, HP	Himachal Pradesh	2.30
207.	KPR Sugar Mills Pvt Limited	Karnataka	2.27
208.	Chamera II Power Station HP	Himachal Pradesh	2.19
209.	Indo Rama Synthetics (I) Ltd.	Maharashtra	2.18
210.	Gopal Sponge & Power (P) Ltd.	Chhattisgarh	2.01
211.	Radical Bio Organics Limited	Andhra Pradesh	1.80
212.	Tata Sponge Iron Ltd., Joda	Orissa	1.75
213.	GMR Kamalanga Energy Ltd. (STU)	Orissa	1.73
214.	Shree Ganesh Metaliks Limited, Kuarmunda, Rourkela	Orissa	1.73
215.	Ultra Tech Cement Ltd. Unit Rajashree Cement Works	Karnataka	1.69

1	2	3	4
216.	Bihar State Power Holding Company Ltd., Patna	Bihar	1.54
217.	Shivshakti Sugars Limited	Karnataka	1.52
218.	Ultratech Cement Limited ATP 259	Andhra Pradesh	1.46
219.	Shalivahana (MSW) Green Energy Ltd.	Telangana	1.34
220.	KSEB	Kerala	1.28
221.	Shantha Projects Ltd., Koppal	Karnataka	1.21
222.	Baira Siul Power Station, HP	Himachal Pradesh	1.16
223.	NHPC Chamera III Power Station	Himachal Pradesh	1.07
224.	Sewa II Power Station, JK	Jammu & Kashmir	1.04
225.	Uttarakhand Power Corporation Limited	Uttarakhand	1.00
226.	Mangalam Cement Ltd., Modak	Rajasthan	0.88
227.	Vandana Vidhyut Ltd., Manikaran Power Limited	Chhattisgarh	0.86
228.	Blue Ocean Biotech Private Limited	Andhra Pradesh	0.83
229.	Orient Cement Limited	Andhra Pradesh	0.80
230.	Dhauliganga I Power Station, UK	Uttarakhand	0.74
231.	Ultratech Cement Ltd., Unit Aditya Cement Works	Rajasthan	0.51
232.	NEEPCO (Doyang Hydro Electric Project)	Nagaland	0.39
233.	TPCL	Maharashtra	0.39
234.	Ambuja Cements Limited	Rajasthan	0.35
235.	Ultratech Cement Ltd. Unit Vikram Cement Works	Madhya Pradesh	0.34
236.	Kesoram Cements	Andhra Pradesh	0.32
237.	Tanakpur Power Station, UK	Uttarakhand	0.25
238.	Bhushan Power and Steel Ltd. Jharsuguda Odisha	Orissa	0.17
239.	Global Energy Pvt Limited	Karnataka	0.14

1	2	3	4
240.	Maral Overseas Nimrani	Madhya Pradesh	0.12
241.	Torrent Energy Ltd., 1200MW DGEN CCPP	Gujarat	0.11
242.	Krishnaveni Sugars Limited	Andhra Pradesh	0.07
243.	Ambuja Cements Ltd. Ropar GOA 0001	Punjab	0.04
244.	Ultratech, Savarkundla	Gujarat	0.04
245.	Shree Basaveshwar Sugars Ltd., Vijayapura	Karnataka	0.04
246.	Wonder Cement Limited Nimbahera	Rajasthan	0.01

LIST OF SELLERS WITH IEX (2013-14)

Sl.No.	Name of the Seller	State	Sell Volume (MU)
1	2	3	4
1.	GUVNL	Gujarat	3501.52
2.	MP Power Management Co. Ltd.	Madhya Pradesh	2595.84
3.	Karcham Wangtoo HEP	Karcham Wangtoo HEP	1783.36
4.	JPL	Jindal Power	1261.03
5.	HPPC	Haryana	1169.08
6.	Tata Power Delhi Distribution Limited	Delhi	1092.51
7.	BRPL	Delhi	992.48
8.	WBSEDCL	West Bengal	773.54
9.	CGSEB	Chhattisgarh	687.02
10.	Sterlite Energy Limited	Sterlite Energy	671.50
11.	JVVNL	Rajasthan	636.19
12.	Himachal Pradesh	Himachal Pradesh	603.40
13.	BYPL	Delhi	533.57
14.	GMR Kamalanga Energy Limited	Orissa	528.98
15.	GOHP	Himachal Pradesh	512.95

1	2	3	4
16.	MSEDCL	Maharashtra	500.66
17.	GRIDCO	Orissa	495.50
18.	NDMC	Delhi	476.75
19.	JSWEL	Karnataka	433.60
20.	Jindal Steel and Power Ltd.	Jindal Steel and Power Ltd.	369.14
21.	GOHP Karcham Wangtoo HEP	Karcham Wangtoo HEP	367.38
22.	Emco Energy Ltd.	Emco Energy Ltd.	349.00
23.	KSEB	Kerala	325.43
24.	Shree Cement Ltd. TPS	Shree Cement TPS	299.93
25.	Adhunik Power and Natural Resources Ltd.	Adhunik Power and Natural Resources Ltd.	284.76
26.	Allain Duhangan Hydro Power Limited	Allain Duhangan Hydro	274.18
27.	Maithon Power Limited	Maithon Power Limited	270.70
28.	BMM Ispat Ltd.	Karnataka	258.83
29.	Simhapuri Energy Private Limited (SEPL U 2)	Simhapuri Energy Private Limited	237.12
30.	Gati Infrastructure Ltd.	Gati Infrastructure Ltd.	216.27
31.	Tata Steel Limited	DVC	199.03
32.	Energy & Power Deptt. Govt. of Sikkim	Sikkim	191.22
33.	Adani Power Ltd. Mundra Stage 3	Gujarat	191.12
34.	Lanco Budhil Hydro Power Pvt. Ltd.	Lanco Budhil Hydro Power Pvt. Ltd.	180.96
35.	Tata Power Haldia	West Bengal	176.57
36.	Sarda Metals & Alloys Ltd.	Andhra Pradesh	155.29
37.	Adani Power Ltd. Mundra Stage 2	Gujarat	149.78
38.	Essar oil Ltd.	Gujarat	141.50
39.	Malana Power Company Ltd.	Himachal Pradesh	140.29

1	2	3	4
40.	J & K Power Development Department	Jammu and Kashmir	138.39
41.	NEEPCO Assam Gas Based Power Project	Assam GBPP	135.67
42.	Adani Power Ltd., Mundra	Gujarat	131.98
43.	TSECL	Tripura	128.63
44.	Punjab State Power Corporation Ltd.	Punjab	120.05
45.	Nava Bharat Ltd.	Andhra Pradesh	112.71
46.	REL RETL	Maharashtra	112.28
47.	MeSEB	MeSEB	108.06
48.	APCPDCL	Andhra Pradesh	103.77
49.	NSL Sugars Ltd.	Karnataka	100.32
50.	Spectrum Coal & Power Limited	ACB India Limited	100.14
51.	CESC	West Bengal	96.56
52.	Jindal Steel & Power Ltd. Angul Odisha	Orissa	95.89
53.	ASEB	Assam	92.14
54.	Essar Power Gujarat Limited	Gujarat	90.13
55.	SRSL Ltd.	Karnataka	84.76
56.	Meenakshi Energy Private Ltd. PTC	Meenakshi Energy Pvt. Ltd.	84.04
57.	V S Lignite Power Private Ltd.	Rajasthan	82.47
58.	Bharat Aluminium Co. Ltd. Power Plant II	Bharat Aluminium Company Ltd. Power Plant II	76.72
59.	BLA POWER PVT.LTD.	Madhya Pradesh	73.16
60.	Bhilangana Hydro Power Ltd.	Uttarakhand	71.99
61.	Godawari Bio	Karnataka	69.95
62.	Essar Power M P Ltd.	Essar Power M.P. Ltd.	69.65

1	2	3	4
63.	ONGC Tripura Power Company Ltd.	ONGC Tripura Power Company Ltd. (Palatana)	68.44
64.	GOHP Allain Duhangan Hydro Power Limited	Allain Duhangan Hydro	60.43
65.	Nav Bharat ventures Ltd.	Orissa	58.83
66.	Uttarakhand Power Corporation Ltd.	Uttarakhand	58.60
67.	Indian Cane Power Ltd.	Karnataka	55.22
68.	Bannari Amman Sugars Ltd.	Karnataka	54.30
69.	Jindal Steel & Power Ltd. (JSPL CSEB)	Chhattisgarh	54.29
70.	Shathavahana Ispat Ltd.	Karnataka	53.30
71.	Star Metallics and Power Private Limited	Karnataka	51.48
72.	KSK Mahanadi Power Company Ltd.	KSK Mahanadi Power Company Ltd.	50.65
73.	Monnet Ispat	Chhattisgarh	50.44
74.	NEEPCO Agartala GTPP	Agartala GTPP	50.24
75.	Jindal Power Ltd. Stage 2	Jindal Power Ltd. Stage 2	46.76
76.	NEEPCO Ranganadi HEP	Ranganadi HEP	46.13
77.	Shri hiranyakeshi Sahakari Sakkare Karkhane Niyamit	Karnataka	45.97
78.	Davangere Sugar Company Limited (DSCL)	Karnataka	45.22
79.	ACB India Limited	ACB India Limited	44.97
80.	Vijayanagar Sugar Pvt. Ltd., Mundargi	Karnataka	44.77
81.	SJVN Ltd. Naptha Jhakri HEP	Nathpa Jhakri HEP	44.65
82.	Janki Corp Limited	Karnataka	43.15
83.	Surana Industries Ltd., Raichur	Karnataka	42.19

1	2	3	4
84.	Vasavadatta Cements Prop. Industries Ltd.	Karnataka	40.82
85.	Madhucon Sugar Power Ltd.	Andhra Pradesh	40.77
86.	Ugar Sugar	Karnataka	39.35
87.	Jaypee Bina Thermal Power Plant	Madhya Pradesh	37.76
88.	BALCO, Korba	Chhattisgarh	37.75
89.	Choudhary Power Projects Pvt. Ltd.	J&K	37.18
90.	Shamanur Sugars Ltd.	Karnataka	35.79
91.	ACB (India) Ltd., Chakabura, Korba	Chhattisgarh	33.53
92.	Nirani Sugars Ltd.	Karnataka	33.53
93.	Dhruvdesb Metasteel Pvt. Ltd., Hirebaganal	Karnataka	32.78
94.	Agarwal Sponge & Energy Private Limited	Karnataka	30.76
95.	HEG Ltd.	Madhya Pradesh	29.97
96.	KPR Sugar Mills Pvt. Ltd.	Karnataka	29.61
97.	Sadashiva Sugar Ltd.	Karnataka	28.58
98.	Jamkhandi Sugars Ltd.	Karnataka	27.69
99.	Krishnaveni Sugars Limited	Andhra Pradesh	27.56
100.	Doodhganga Krishna Sahakari Sakkare Karkhane Niyanit Chikkodi Belgaum	Karnataka	27.49
101.	Nandi SSK Niyamit	Karnataka	27.07
102.	Core Green Sugar & Fuels Pvt. Ltd., Tumkur	Karnataka	26.67
103.	Hare Krishna Metallics	Karnataka	26.41
104.	GM Sugar and Energy Limited	Karnataka	25.73
105.	Sri Chamundeshwari Sugars Ltd. (SCSL)	Karnataka	25.65
106.	Vishwanath Sugars	Karnataka	24.99

1	2	3	4
107.	DVC	DVC	24.95
108.	DOP, Arunachal	Arunachal Pradesh	24.50
109.	Torrent Power, Ahmedabad	Gujarat	24.48
110.	Aryan Ispat and Power Pvt. Ltd.	Orissa	24.41
111.	Tata Sponge Iron Ltd., Joda	Orissa	23.74
112.	Deptt. of Power, Govt. of Nagaland	Nagaland	23.38
113.	My Home Industries Limited, Vepalasingaram	Andhra Pradesh	22.86
114.	Lloyds Metals & Energy Ltd.	Maharashtra	22.57
115.	Jindal Stainless Ltd., Orissa	Orissa	21.74
116.	Vidarbha Industries Power Ltd.	Maharashtra	21.37
117.	Electricity Wing of UT Chandigarh	Chandigarh	19.15
118.	JK Cement Works Limited, Muddapur	Karnataka	18.71
119.	Sri Sarvaraya Sugars Ltd.	Andhra Pradesh	18.35
120.	Koganti Power Ltd., Yapalaparivi	Karnataka	17.45
121.	EID Parry India Limited, Uttar Kannada District	Karnataka	17.33
122.	Soubhagya Laxmi Sugars Ltd.	Karnataka	16.94
123.	Shiraguppi Sugar Works Limited	Karnataka	15.99
124.	Durgapur Projects Limited (DPL)	West Bengal	15.81
125.	Himatsingka Seida Limited (HSL)	Karnataka	15.03
126.	GEM Sugars Limited	Karnataka	14.38
127.	Hindustan Zinc Ltd.	Rajasthan	13.96
128.	Visa Steel Ltd., Odisha	Orissa	13.62
129.	DPEMIZORAM	Mizoram	13.40
130.	Gupta Energy Pvt. Ltd.	Maharashtra	12.71
131.	Shivshakti Sugars Limited	Karnataka	12.66
132.	Adhunik Cement Limited	Meghalaya	12.53
133.	Corporate Ispat Alloys	Chhattisgarh	12.49



1	2	3	4
134.	Bhushan Power and Steel Limited, Sambalpur	Orissa	12.36
135.	Athani Farmers Sugar Factory Limited	Karnataka	11.76
136.	Shri Prabhulingeshwar Sugars & Chemicals Ltd., Siddapur	Karnataka	11.60
137.	SBQ Steels Ltd. (NLR 412)	Andhra Pradesh	10.59
138.	Prakash Industries Ltd.	Chhattisgarh	10.40
139.	Aarti Steels Ltd., (CGP) Odisha	Orissa	10.13
140.	Uri I Power Station, JK	Uri HEP	9.53
141.	Chhattisgarh Steel & Power Ltd.	Chhattisgarh	9.35
142.	RR Energy, Raigarh	Chhattisgarh	8.93
143.	Philips Carbon Black Palej	Gujarat	8.88
144.	NHPC Loktak Power Station	LOKTAK, Manipur	8.55
145.	NCS SUGAR Ltd.	Andhra Pradesh	8.31
146.	Dnyanayogi Shri Shivakumar Swamiji Sugars Ltd.	Karnataka	8.19
147.	ILC Iron & Steel Pvt. Ltd., Koppal	Karnataka	7.71
148.	SLS Power Corporation Limited	Andhra Pradesh	7.67
149.	Manihamsa Power Projects Limited	Andhra Pradesh	7.20
150.	Penna Cement Industries Ltd.	Andhra Pradesh	7.07
151.	OCL India Ltd., Rajgangpur, Odisha	Orissa	6.96
152.	Radical Bio Organics Limited	Andhra Pradesh	6.88
153.	Shree Nakoda Ispat	Chhattisgarh	6.49
154.	Mangalam Cement Ltd., Modak	Rajasthan	6.47
155.	Sarda Energy Minerals	Chhattisgarh	6.26
156.	Salal Power Station, JK	Jammu and Kashmir	5.80
157.	P & R Engg. Services Pvt. Ltd.	Jammu and Kashmir	5.71
158.	SV Power Private Ltd.	Chhattisgarh	5.49
159.	Magpie Hydel Const. Operations Pvt. Ltd.	Jammu and Kashmir	5.45

1	2	3	4
160.	Jai Balaji Industries	Chhattisgarh	5.15
161.	Siddhi Vinayak Power Generation & Distributors Pvt. Ltd.	Gujarat	5.08
162.	Orient Cement Limited	Andhra Pradesh	5.00
163.	HRG Alloys & Steels Private Ltd.	Karnataka	4.75
164.	Chamera II Power Station, HP	Himachal Pradesh	4.29
165.	GOHP Lanco Budhil Hydro Power Pvt. Ltd.	Himachal Pradesh	4.29
166.	Hindalco Industries Ltd., (Mahan Aluminium)	Madhya Pradesh	4.17
167.	Salasar Steel & Power Ltd., Raigarh	Chhattisgarh	3.80
168.	Chamera I Power Station, HP	Himachal Pradesh	3.76
169.	Kesoram Cements	Andhra Pradesh	3.65
170.	Saurashtra Cement Ltd.	Gujarat	3.56
171.	MSP Steel Power Ltd.	Chhattisgarh	3.51
172.	Dulhasti Power Station JK	Jammu and Kashmir	3.39
173.	Vandana Global	Chhattisgarh	3.19
174.	Satish Sugars Ltd.	Karnataka	3.02
175.	Ultratech, Savarkundla	Gujarat	2.83
176.	NEEPCO (Doyang Hydro Electric Project)	Nagaland	2.67
177.	Shantha Projects Ltd., Koppal	Karnataka	2.65
178.	Vishnu Vidyuth India Ltd.	Andhra Pradesh	2.53
179.	JSW Energy Ltd. Ratnagiri Maharashtra	Maharashtra	2.43
180.	The Ramco Cements Limited	Andhra Pradesh	2.36
181.	Chettinad Cement Corporation Limited	Karnataka	2.32
182.	Ambuja Cement Ltd.	Punjab	2.23
183.	Bihar State Power Holding Company Ltd., Patna	Bihar	2.01

1	2	3	4
184.	Sewa II Power Station, JK	Jammu and Kashmir	2.01
185.	Suryalakshmi Cotton Mills Ltd. (SCML)	Maharashtra	2.01
186.	Welspun Captive Power Generation Limited	Gujarat	1.96
187.	Shree Cement Ltd.	Rajasthan	1.80
188.	Bhagwati Power & Steel Ltd. BPSL	Chhattisgarh	1.75
189.	Sree Rayalaseema Hi Strength Hypo Limited	Andhra Pradesh	1.56
190.	Dhauliganga (I) Power Station, UK	Uttarakhand	1.51
191.	Falcon Tyres Ltd.	Karnataka	1.46
192.	Baira Siul Power Station, HP	Himachal Pradesh	1.45
193.	Gopal Sponge Power Ltd.	Chhattisgarh	1.44
194.	Blue Ocean Biotech Private Limited	Andhra Pradesh	1.42
195.	Rameshwaram Steel & Power Pvt. Ltd.	Chhattisgarh	1.25
196.	RVK Energy Ltd.	Andhra Pradesh	1.14
197.	Action Ispat & Power (P.) Limited	Orissa	1.11
198.	Indo Rama Synthesis	Maharashtra	1.01
199.	Torrent Power Ltd. 382.5 MW Unosugen Kamrej	Gujarat	0.93
200.	NHPC URI II	Jammu and Kashmir	0.61
201.	Shree Ganesh Metaliks Limited, Kuarmunda Rourkela	Orissa	0.52
202.	Indian Sugar Manufacturing Co. Limited	Karnataka	0.51
203.	Shri Shivsagar Sugar & Agro Products Ltd.	Karnataka	0.51
204.	Ultratech Cement Ltd. Kotputli Cement Works	Rajasthan	0.46
205.	Roshni Powertech Pvt. Limited	Andhra Pradesh	0.44
206.	NHPC Chamera-III Power Station	Himachal Pradesh	0.43
207.	Jayaswal Neco Industries Ltd. (JNIL CSEB)	Chhattisgarh	0.42

1	2	3	4
208.	Wonder Cement Limited, Nimbahera	Rajasthan	0.38
209.	Tanakpur Power Station, UK	Uttarakhand	0.37
210.	GOHP Malana II HEP	Himachal Pradesh	0.27
211.	Vardhman Fabrics	Madhya Pradesh	0.26
212.	NHPC Rangit Power Station, Sikkim	Sikkim	0.20
213.	Maral Overseas, Nimrani	Madhya Pradesh	0.07
214.	Shalivahana (MSW) Green Energy Ltd.	Andhra Pradesh	0.07
215.	Tata Power Company Ltd., Belgaum	Karnataka	0.06
216.	NHPC Teesta V Power Station, Sikkim	Sikkim	0.04
217.	Tata Power Company Ltd., Lodhivali	Maharashtra	0.03
218.	Ultratech Cement Ltd., Unit Vikram Cement Works	Madhya Pradesh	0.01

LIST OF SELLERS WITH IEX (2012-13)

Sl.No.	Name of the Seller	State	Sell Volume (MU)
1	2	3	4
1.	NEEPCO Agartala GTPP	Agartala GTPP	18584.16
2.	GOHP	H.P.	508.00
3.	JPL	Jindal Power	193.35
4.	BRPL	Delhi	192.23
5.	Karcham Wangtoo HEP	Karcham Wangtoo HEP	173.63
6.	MP Power Management Co. Ltd.	Madhya Pradesh	170.94
7.	Lanco Amarkantak Power Ltd.	LANCO Amarkantak	168.07
8.	GUVNL	Gujarat	148.87
9.	BALCO Korba	Chhattisgarh	127.30
10.	GOHP Karcham Wangtoo HEP	Karcham Wangtoo HEP	122.91
11.	CGSEB	Chhattisgarh	112.62
12.	Sterlite Energy Limited	Sterlite Energy	106.74

1	2	3	4
13.	BYPL	Delhi	101.19
14.	WBSEDCL	West Bengal	94.61
15.	Adani Power Ltd., Mundra Stage 3	Gujarat	91.10
16.	SJVN Ltd., Naptha Jhakri HEP	Nathpa Jhakri HEP	82.08
17.	Torrent Power Sugan	Gujarat	74.80
18.	Jindal Steel and Power Ltd.	Jindal Steel and Power Ltd.	69.73
19.	Maithon Power Limited	Maithon Power Limited	62.51
20.	Uri (I) Power Station, JK	Uri HEP	61.04
21.	PTC India Ltd. for Simhapuri Energy Pvt. Ltd.	Simhapuri Energy Private Limited	60.07
22.	V S Lignite Power Private Ltd.	Rajasthan	52.73
23.	Tata Power Delhi Distribution Limited	Delhi	49.64
24.	NDMC	Delhi	49.40
25.	MSEDCL (Wardha Power)	Maharashtra	48.18
26.	APCPDCL	Andhra Pradesh	48.00
27.	Allain Duhangan Hydro Power Limited	Allain Duhangan Hydro	44.79
28.	Chamera-I Power Station, HP	Chamera-I HEP	43.99
29.	Dulhasti Power Station, JK	Dulahasti HEP	41.48
30.	Energy & Power Deptt. Govt. of Sikkim	Sikkim	39.15
31.	Madhucon Sugar Power Ltd.	Andhra Pradesh	34.72
32.	Tata Steel Limited	DVC	30.16
33.	Chamera II Power Station, HP	Chamera-II HEP	29.30
34.	Salal Power Station, JK	Salal HEP	28.92
35.	Shree Cement Ltd. TPS	Shree Cement TPS	28.52
36.	Malana Power Company Ltd.	Himachal Pradesh	23.29
37.	Hindustan Zinc Ltd.	Rajasthan	22.15
38.	BLA Power Pvt. Ltd.	Madhya Pradesh	20.41
39.	Himachal Pradesh	Himachal Pradesh	18.60

1	2	3	4
40.	Monnet Ispat	Chhattisgarh	18.39
41.	ASEB	Assam	18.38
42.	Sewa II Power Station, JK	Sewa II Power Station	18.11
43.	GOHP Allain Duhangan Hydro Power Limited	Allain Duhangan Hydro	16.61
44.	Tata Power, Haldia	West Bengal	14.07
45.	RR Energy, Raigarh	Chhattisgarh	13.08
46.	Sanjog Sugars & Eco Power Pvt. Ltd., Sangaria	Rajasthan	12.53
47.	Dhauliganga I Power Station, UK	Dhauliganga HEP	12.38
48.	Magpie Hydel Const. Operations Pvt. Ltd.	Jammu and Kashmir	12.27
49.	NSL Sugars Ltd.	Karnataka	11.47
50.	Philips Carbon Black Ltd.	Gujarat	11.31
51.	Shree Nakoda Ispat Ltd.	Chhattisgarh	10.08
52.	JSWEL	Karnataka	9.03
53.	Krishnaveni Sugars Limited	Andhra Pradesh	8.91
54.	Abhijeet MADC Nagpur Energy AMNEPL	Maharashtra	8.63
55.	NEEPCO Assam Gas Based Power Project	ASSAM GBPP	8.35
56.	REL KPDL	Maharashtra	8.15
57.	Surana Industries Ltd., Raichur	Karnataka	8.10
58.	ACB India Limited	ACB India Limited	8.10
59.	Corporate Ispat Alloys	Chhattisgarh	7.90
60.	Indian Cane Power Ltd.	Karnataka	7.84
61.	Baira Siul Power Station, HP	Baira Siul HEP	7.10
62.	Gupta Energy Pvt. Ltd.	Maharashtra	6.98
63.	SV Power Private Ltd.	Chhattisgarh	6.73
64.	Varsana Ispat	Gujarat	6.33
65.	ACB (India) Ltd., Chakabura, Korba	Chhattisgarh	6.19

1	2	3	4
66.	MSEDCL	Maharashtra	6.07
67.	Penna Cement Industries Ltd.	Andhra Pradesh	6.04
68.	Shree Cement Ltd.	Rajasthan	5.90
69.	Davangere Sugar Company Limited (DSCL)	Karnataka	5.78
70.	SRSI	Karnataka	5.46
71.	Sarda Energy Minerals	Chhattisgarh	5.16
72.	MeSEB	MeSEB	4.98
73.	BMM Ispat Ltd.	Karnataka	4.97
74.	Vandana Vidhyut Ltd.	Chhattisgarh	4.84
75.	Bhilangana Hydro Power Ltd.	Uttarakhand	4.78
76.	Shree Renuka Sugars Ltd.	Gujarat	4.49
77.	Shathavahana Ispat Ltd.	Karnataka	4.28
78.	UPPCL	Uttar Pradesh	4.23
79.	P & R Engg. Services Pvt. Ltd.	Jammu and Kashmir	4.21
80.	HEG Ltd., Mandideep	Madhya Pradesh	4.10
81.	MSP Steel & Power Ltd.	Chhattisgarh	4.01
82.	Adhunik Cement Limited	MeSEB	3.98
83.	JSW Energy Ltd., Ratnagiri	Maharashtra	3.57
84.	Salasar Steel & Power Ltd., Raigarh	Chhattisgarh	3.41
85.	Koganti Power Ltd., Yapalaparivi	Karnataka	3.37
86.	Chhattisgarh Steel & Power Ltd.	Chhattisgarh	3.31
87.	Tanakpur Power Station, UK	Tanakpur HEP	3.08
88.	Vasavadatta Cements Prop Kesoram Industries Ltd.	Karnataka	2.80
89.	Dhruvdesht Metasteel Pvt. Ltd., Hirebaganal	Karnataka	2.52
90.	Ambuja Cement Jaitaran	Rajasthan	2.25
91.	Saurashtra Cement Ltd.	Gujarat	2.22
92.	Himatsingka Seida Limited (HSL)	Karnataka	2.20

1	2	3	4
93.	Core Green Sugar & Fuels Pvt. Ltd., Tumkur	Karnataka	1.94
94.	Gujarat Fluoro Chemical, Jaiselmer	Rajasthan	1.84
95.	TPCL	Maharashtra	1.63
96.	DPEMIZORAM	Mizoram	1.62
97.	Shamanur Sugars Ltd.	Karnataka	1.62
98.	Philips Carbon Black Ltd.	West Bengal	1.46
99.	Sri Sarvaraya Sugars Ltd.	Andhra Pradesh	1.16
100.	Hare Krishna Metallica	Karnataka	1.13
101.	J K Lakshmi Cement Ltd.	Rajasthan	1.12
102.	Madras Cements Ltd.	Andhra Pradesh	0.98
103.	Essar Power Gujarat Limited	Gujarat	0.84
104.	Ultratech Cement Ltd., Unit Vikram Cement Works	Madhya Pradesh	0.72
105.	DVC	DVC	0.71
106.	Vandana Global	Chhattisgarh	0.67
107.	Ultratech, Savarkundla	Gujarat	0.62
108.	Sri Luxmi Tulasi Agro Paper (P) Ltd.	Andhra Pradesh	0.59
109.	Prakash Industries Ltd.	Chhattisgarh	0.58
110.	Mangalam Cement Ltd., Modak	Rajasthan	0.57
111.	ACC Ltd. Lakheri	Rajasthan	0.54
112.	Bharat Aluminium Co. Ltd. Power Plant II	Bharat Aluminium Company Ltd. Power Plant II	0.52
113.	TSECL	Tripura	0.50
114.	AB Sugars Ltd. GOA 0005	Punjab	0.50
115.	Global Energy	Karnataka	0.50
116.	Kesoram Cements	Andhra Pradesh	0.42
117.	KSEB	Kerala	0.40
118.	Shri Prabhulingeshwar Sugars & Chemicals Ltd., Siddapur	Karnataka	0.39



1	2	3	4
119.	NHPC Loktak Power Station	Loktak	0.39
120.	JVVNL	Rajasthan	0.30
121.	Rameshwaram Steel & Power Pvt. Ltd.	Chhattisgarh	0.29
122.	Malanpur CPP(ADN)	Madhya Pradesh	0.28
123.	Tamilnadu	Tamil Nadu	0.26
124.	Indo Rama Synthesis	Maharashtra	0.20
125.	Vijayanagar Sugar Pvt. Ltd., Mundargi	Karnataka	0.20
126.	Uttarakhand Power Corp. Ltd.	Uttarakhand	0.19
127.	Vardhman Fabrics	Madhya Pradesh	0.16
128.	Nandi SSK Niyamit	Karnataka	0.16
129.	Ugar Sugar, Belgaum	Karnataka	0.12
130.	Gujarat Floro Chemical (MAN)	Gujarat	0.11
131.	Birla Corporation Chanderia Cement	Rajasthan	0.06
132.	Welspun Corp Ltd., Anjar	Gujarat	0.05
133.	GRIDCO	Orissa	0.05
134.	Maral Overseas, Nimrani	Madhya Pradesh	0.02
135.	RIGPS	Goa	0.02
136.	National Steel Agro	Madhya Pradesh	0.01
137.	DLF Utilities Ltd., Gurgaon	Haryana	0.01

## ANNEXURE VI

## LIST OF SELLERS WITH PXIL (2014-15)

Sl.No.	Name of the Seller	State	Sell Volume (MU)
1.	New Delhi Municipal Council NDMC	Delhi	145.53
2.	GUVNL	Gujarat	54.69
3.	Jindal Steel Plant	Chhattisgarh	36.46
4.	Sterlite Energy Ltd.	Orissa	19.22
5.	GRIDCO Limited	Orissa	17.31
6.	Vandana Vidyut Ltd.	Chhattisgarh	15.88
7.	C.S.P. Distribution Co. Ltd.	Chhattisgarh	13.88
8.	MSEDCL	Maharashtra	9.77
9.	JVVNL	Rajasthan	9.20
10.	M.P. Power Trading Company Limited	Madhya Pradesh	7.29
11.	GOHP (12% Free Power From LANCO BUDHIL)	Himachal Pradesh	4.41
12.	WBSEDCL	West Bengal	3.19
13.	BSES Rajdhani Power Limited	Delhi	1.49
14.	Haryana Power Purchase Centre through M/S SCL	Haryana	1.09
15.	Jaypee Karcham Hydro Corporation Ltd.	Uttar Pradesh	0.74
16.	UT Chandigarh	Chandigarh	0.39
17.	Shree Cement - TPS	Rajasthan	0.15
18.	BSES Yamuna	Delhi	0.05
19.	Jaypee Nigrie Super Thermal Power Plant	Madhya Pradesh	0.05

LIST OF SELLERS WITH PXIL (2013-14)

Sl.No.	Name of the Seller	State	Sell Volume (MUs)
1	2	3	4
1.	GUVNL	Gujarat	384.35
2.	New Delhi Municipal Council NDMC	Delhi	143.34
3.	GRIDCO Limited	Orissa	87.00
4.	Sterlite Energy Ltd.	Orissa	83.31
5.	Rajasthan	Rajasthan	66.70
6.	BSES Rajdhani Power Limited	Delhi	64.37
7.	BSES Yammuna	Delhi	55.67
8.	WBSIEDCL	West Bengal	48.80
9.	Jaypee Karcham Hydro Corporation Ltd.	Uttar Pradesh	41.68
10.	EMCO ENERGY LTD. (EEL)	Maharashtra	37.97
11.	GOHP (12% Free Power From LANCO BUDHIL)	Himachal Pradesh	17.53
12.	UT Chandigarh	Chandigarh	11.72
13.	Lanco Budhil Hydro Power Pvt. Ltd.	Himachal Pradesh	11.26
14.	Jindal Steel Plant	Chhattisgarh	9.55
15.	MSEDCL	Maharashtra	9.41
16.	Haryana Power Purchase Centre	Haryana	9.00
17.	Meghalaya Energy Corporation Limited	Meghalaya	8.96
18.	M.P. Power Trading Company Limited	Madhya Pradesh	5.96
19.	Uttarakhand Power Corporation	Uttaranchal/Uttarakhand	2.49
20.	C.S.P. Distribution Co. Ltd.	Chhattisgarh	1.95
21.	KSEB	Kerala	1.83
22.	Vandana Global Limited	Chhattisgarh	1.33

1	2	3	4
23.	Punjab State Power Corporation Limited JSW	Punjab	0.97
24.	GMR Kamalanga Energy Limited	Orissa	0.40
25.	Gati Infrastructure Ltd. Chuzachen HEP	Sikkim	0.35
26.	TSECL, Agartala, Tripura	Tripura	0.22
27.	Tata Power Delhi Distribution Limited	Delhi	0.19
28.	Jaypee Bina Thermal Power Plant	Madhya Pradesh	0.08
29.	Deptt. of Power Govt. of Nagaland	Nagaland	0.01

LIST OF SELLERS WITH PXIL (2012-13)

Sl.No.	Name of the Seller	State	Sell Volume (MUs)
1	2	3	4
1.	GUVNL	Gujarat	360.26
2.	WBSEDCL	West Bengal	48.78
3.	Jindal Steel Plant	Chhattisgarh	42.74
4.	UT Chandigarh	Chandigarh	41.44
5.	Govt. of Himachal Pradesh	Himachal Pradesh	35.33
6.	Sterlite Energy Ltd.	Orissa	29.65
7.	ACB (India) Limited	Chhattisgarh	27.02
8.	BRPL PMG	Delhi	26.25
9.	BSES Yammuna	Delhi	24.75
10.	APCPDCL/APPCC	Andhra Pradesh	11.63
11.	Tata Power Delhi Distribution Limited	Delhi	8.65
12.	M.P. Power Trading Company Limited	Madhya Pradesh	5.24
13.	PSPCL	Punjab	5.16
14.	HPSEB	Himachal Pradesh	3.42

1	2	3	4
15.	Vandana Global Limited	Chhattisgarh	3.14
16.	Prakash Industries Ltd.	Chhattisgarh	2.37
17.	CSPTCL	Chhattisgarh	1.57
18.	Energy and Power Department Government of Sikkim	Sikkim	1.54
19.	Ms Dhruvdesh Metasteel Pvt. Ltd.	Karnataka	1.53
20.	Gridco Limited	Orissa	1.41
21.	Binani Cement Limited, Binanigram Sirohi	Rajasthan	1.02
22.	Uttar Pradesh Power Corporation Ltd.	Uttar Pradesh	0.96
23.	MIEL, Raigarh	Chhattisgarh	0.72
24.	DVC	DVC	0.59
25.	KSEB	Kerala	0.57
26.	Global Energy Private Limited	Karnataka	0.50
27.	Jindal Steel & Power DCPD	Chhattisgarh	0.46
28.	Uttarakhand Power Corporation	Uttarakhand	0.40
29.	APL	Gujarat	0.28
30.	Aarti Steels Ltd.	Orissa	0.14
31.	Hindalco Industries	Gujarat	0.11
32.	Nandi Ssk Niyamit	Karnataka	0.11
33.	Uttar Pradesh Power Corporation Ltd. (UPPCL)	Uttar Pradesh	0.09
34.	Msedcl	Maharashtra	0.05
35.	Nirani Sugars Ltd. (Plant-II)	Karnataka	0.05
36.	Godavari Bio Refineries Limited	Karnataka	0.05

ANNEXURE VII

MINUTES OF THE NINTH SITTING OF THE STANDING COMMITTEE ON  
ENERGY (2015-16) HELD ON 4th JANUARY, 2016 IN COMMITTEE  
ROOM 'G 074' PARLIAMENT LIBRARY BUILDING, NEW DELHI

The Committee met from 1500 hrs. to 1630 hrs.

PRESENT

Dr. Kirit Somaiya – *Chairperson*

MEMBERS

*Lok Sabha*

2. Shri M. Chandrakasi
3. Shri Ashwini Kumar Chaubey
4. Dr. Arun Kumar
5. Shri Jagdambika Pal
6. Shri Ravindra Kumar Pandey
7. Shrimati Krishna Raj
8. Shri M.B. Rajesh
9. Shri Gutha Sukender Reddy
10. Shri Purno Agitok Sangma
11. Shri Bhanu Pratap Singh Verma

*Rajya Sabha*

12. Shri V.P. Singh Badnore
13. Shri Oscar Fernandes
14. Shri Ananda Bhaskar Rapolu
15. Shri Anil Kumar Sahani
16. Smt. Viplove Thakur

SECRETARIAT

1. Shri K. Vijaykrishnan – *Additional Secretary*
2. Shri N.K. Pandey – *Director*
3. Smt. L. Nemjalhing Haokip – *Under Secretary*

WITNESSES  
MINISTRY OF POWER

- |                     |                      |
|---------------------|----------------------|
| 1. Shri P.K. Pujari | Secretary            |
| 2. Shri B.N. Sharma | Additional Secretary |
| 3. Smt. Jyoti Arora | Joint Secretary      |

**CEA/PSUs/Autonomous Bodies/Statutory Bodies**

- |                       |                             |
|-----------------------|-----------------------------|
| 4. Shri Major Singh   | Chairperson, CEA            |
| 5. Smt. Shubha Sharma | Secretary, CERC             |
| 6. Shri S.K. Soonee   | CEO, POSOCO                 |
| 7. Shri R.P. Sasmal   | Director (Operation), PGCIL |

2. At the outset, the Chairperson welcomed the Members of the Committee and the representatives of the Ministry of Power and CERC to the sitting of the Committee and apprised them of the agenda and focus area for the discussion and the provisions of Directions 55(1) and 58 of the Directions by the Speaker.

3. The Secretary, Ministry of Power, apprised the Committee that the Electricity Act, 2003 has entrusted the responsibility of the development of the power market to the appropriate commission, i.e. CERC, which, in 2010, framed the regulations called the Power Market Regulations, 2010, to regulate the Power Exchanges and the Power Market. He explained that the Power Market broadly has the following three major objectives:—

- (i) Ensuring fair, neutral, efficient and robust price discovery.
- (ii) Providing extensive and quick price dissemination.
- (iii) Designing standardized contracts and working towards increasing the liquidity in such contracts.

He further explained that the power market has been predominantly dominated by the long-term PPA; however, now it has been moving towards a regime of medium term and short term market which will help in improving the reliability of the power system by reducing the demand supply gap and also signalling the type of capacity required thereby economising the usage of generation and transmission resources.

4. During the discussion, the Secretary, CERC, made a power-point presentation on the subject “Evaluation of role, performance and

functioning of Power Exchanges” which, *inter-alia*, covered Power Market Regulations, Role of Power Exchanges, Contracts on Power Exchanges, Volume and Price of Electricity on Power Exchanges, Performance of Power Exchanges, Governance and Control Mechanisms in Power Exchanges and the various interventions by CERC to promote healthy competition in the Power Market.

5. The Committee, *inter-alia*, deliberated upon the following points with the representatives of the Ministry of Power and CERC:

- (i) The role of availability-based tariff in the Power Exchanges.
- (ii) Rationale behind tariff fixation by CERC in an Open Access Market.
- (iii) Need to encourage private investment in the Power Sector.
- (iv) Need to increase Power storage capacity.
- (v) Need to study the evolving concept of ‘Price discovery Mechanism’ in the present scenario.
- (vi) Need for a separate Renewable Energy Act.
- (vii) Need to ensure transparency and accountability in the Power Market.

6. Thereafter, the Members sought clarifications on various issues relating to the subject and the representatives responded to the same. The Committee directed the representatives of the Ministry to furnish written replies to those queries which could not be readily responded to by them.

7. The Hon’ble Chairperson pointed out that there are differences between SEBI and CERC regarding their role to regulate the Power Exchanges, particularly Future Options, as CERC has been taking care of cash based transactions whereas after the Budget 2015-16, the Parliament, through an amendment, has entrusted the regulation of forward market based transaction to SEBI. Further, he queried about the monopoly of one Power Exchange in the Power Market and also the shareholding pattern in the Board of Directors of the Power Exchanges.

8. The Committee felt that not much of time and attention has been given to this particular segment of the Power Sector. So, with a view to having a holistic discussion on the subject “Evaluation of role, performance and functioning of Power Exchanges”, the Committee decided to invite the representatives of the Ministry of Finance, RBI,



SEBI, CERC, Indian Energy Exchange (IEX) and Power Exchange India Limited (PXIL) along with all the other stakeholders concerned, including Generators, Traders, Financers, Promoters etc., to put forth their views regarding the subject, before the Committee.

9. The Committee decided to hold their next sitting on 11.01.2016.

10. The verbatim proceedings of the sitting of the Committee were kept for record.

*The Committee then adjourned.*

ANNEXURE VIII

MINUTES OF THE FOURTEENTH SITTING OF THE STANDING COMMITTEE  
ON ENERGY (2015-16) HELD ON 18th FEBRUARY, 2016 IN COMMITTEE  
ROOM '62', PARLIAMENT HOUSE, NEW DELHI

The Committee met from 1100 hrs. to 1230 hrs.

PRESENT

Dr. Kirit Somaiya – *Chairperson*

MEMBERS

*Lok Sabha*

2. Shri M. Chandrakasi
3. Shri Harish Dwivedi
4. Shri Saumitra Khan
5. Dr. Arun Kumar
6. Shri M.B. Rajesh
7. Shri Vinayak Bhaurao Raut
8. Shri Bhanu Pratap Singh Verma

*Rajya Sabha*

9. Shri Oscar Fernandes
10. Shri Javed Ali Khan
11. Dr. K.P. Ramalingam
12. Shri Ananda Bhaskar Rapolu
13. Shri Anil Kumar Sahani

SECRETARIAT

1. Shri N.K. Pandey – *Director*
2. Smt. L. Nemjalhing Haokip – *Under Secretary*

WITNESSES

MINISTRY OF POWER

1. Shri B.N. Sharma Additional Secretary

### PSUs/Autonomous Bodies/Statutory Bodies

2. Shri Major Singh	Chairperson, CEA
3. Smt. Shubha Sharma	Secretary, CERC
4. Smt. Geetu Joshi	Chief Economic Advisor, CERC
5. Shri I.S. Jha	CMD, PGCIL
6. Shri S.K. Soonee	CEO, POSOCO
7. Shri Samir Saxena	DGM, POSOCO

2. At the outset, the Chairperson welcomed the Members of the Committee and the representatives of the Ministry of Power and CERC to the sitting of the Committee and informed that the sitting of the Committee had been called to discuss the subject, 'Evaluation of Role, Performance and Functioning of Power Exchanges'. Also, the Hon'ble Chairperson apprised them of the agenda and focus area for the discussion and the provisions of Directions 55(1) and 58 of the Directions by the Speaker.

3. During the discussion, the Secretary, CERC, made a power-point presentation on the subject "Evaluation of role, performance and functioning of Power Exchanges" which, *inter-alia*, covered Functioning of Power Exchanges (Volume of Transactions), Buyers and Sellers on both Power Exchanges, Price Discovery Mechanism, Energy Transactions on Power Exchanges, Renewable Energy Certificates trading on Power Exchanges, Steps taken to strengthen the Power Market in India, etc.

4. The Committee, *inter-alia*, deliberated upon the following points with the representatives of the Ministry of Power and CERC:

- (i) Whether the power exchanges are required, at all, or not.
- (ii) Need to develop the Power Buy-Back Mechanism.
- (iii) The role of availability-based tariff in the Power Exchanges.
- (iv) Need to have penal provision in case of failure in fulfillment of RPOs.
- (v) Need to have decentralized Power Exchanges in every zone.
- (vi) Need for the Exchanges to have an arm's length from the users and beneficiaries.
- (vii) Need to encourage private investment in the Power Sector.
- (viii) Need to increase Power storage capacity.

(ix) Need to ensure transparency and accountability in the Power Market.

5. The Hon'ble Chairperson queried about the following points:—

(i) Out of the two Power Exchanges in the country, one is almost at the death bed, while the other is facing severe regulatory sanctions.

- What are the reasons for this pathetic condition of Power Exchanges in just about seven years of their existence?
- What steps have been taken by the Ministry to pull out Power Market from this crisis?

(ii) Which is the nodal agency for RECs?

- Who is monitoring the RECs?
- Has any audit of RECs taken place? If Yes, the details thereof.
- How many Renewable Energy Certificates have been issued till date?

6. Further, the Members sought clarifications on various issues relating to the subject and the representatives responded to the same. The Committee directed the representatives of the Ministry to furnish written replies to those queries which could not be readily responded to by them.

7. Thereafter, the Committee also held a brief discussion with some Open Access Consumers and listened to their problems/suggestions regarding the functioning of Power Exchanges.

8. The verbatim proceedings of the sitting of the Committee were kept for record.

*The Committee then adjourned.*

ANNEXURE IX

MINUTES OF THE EIGHTEENTH SITTING OF THE STANDING COMMITTEE  
ON ENERGY (2015-16) HELD ON 11TH APRIL, 2016 IN COMMITTEE  
ROOM '62', PARLIAMENT HOUSE, NEW DELHI

The Committee met from 1500 hrs. to 1715 hrs.

PRESENT

Dr. Kirit Somaiya – *Chairperson*

MEMBERS

*Lok Sabha*

2. Om Birla
3. Shri Ashwini Kumar Chaubey
4. Shri Harish Dwivedi
5. Shri Bhagat Singh Koshyari
6. Kunwar Sarvesh Kumar
7. Dr. Arun Kumar
8. Shri Jagdambika Pal
9. Shri Ravindra Kumar Pandey
10. Shrimati Krishna Raj
11. Shri M.B. Rajesh
12. Shri Gutha Sukender Reddy
13. Shri Bhanu Pratap Singh Verma

*Rajya Sabha*

14. Shri V.P. Singh Badnore
15. Shri Javed Ali Khan
16. Dr. K.P. Ramalingam
17. Shri Ananda Bhaskar Rapolu
18. Dr. Anil Kumar Sahani

SECRETARIAT

1. Shri K. Vijaykrishnan – *Additional Secretary*
2. Shri N.K. Pandey – *Director*
3. Smt. L. Nemjalhing Haokip – *Under Secretary*

## LIST OF REPRESENTATIVES

\* \* \* \* \*

2. At the outset, the Chairperson welcomed the Members of the Committee and the representatives of the Ministry of Power to the sitting of the Committee and apprised them of the agenda and focus area for the discussion and the provisions of Directions 55(1) and 58 of the Directions by the Speaker.

3. \* \* \* \* \*

4. \* \* \* \* \*

5. \* \* \* \* \*

6. After discussing the contents of the Report on the subject 'Evaluation of Role, Performance and Functioning of the Power Exchanges' in detail, the Committee adopted the draft Report with slight modifications. The Committee authorized the Chairperson to finalize the Report and present the same to both the Houses of Parliament in the upcoming Session.

7. The verbatim proceedings of the sitting of the Committee were kept on record.

*The Committee then adjourned.*



